

Collections

Let's Take a Quick Break

Organizing Data

- We have many ways of storing and organizing data in our programs:
 - **Strings** for holding sequences of characters.
 - **ArrayLists** for holding sequences of general objects.
 - **Arrays** for holding fixed-sized sequences.
 - **HashMaps** for associating data with one another.
- Are there other ways of organizing data?
- What do they look like?

The Collections Framework

- Java has a variety of **collections classes** for holding groups of data.

The Collections Framework

- Java has a variety of **collections classes** for holding groups of data.
- The three major ways of organizing data are
 - **Sets**, which store unordered data

The Collections Framework

- Java has a variety of **collections classes** for holding groups of data.
- The three major ways of organizing data are
 - **Sets**, which store unordered data,
 - **Lists**, which store sequences

The Collections Framework

- Java has a variety of **collections classes** for holding groups of data.
- The three major ways of organizing data are
 - **Sets**, which store unordered data,
 - **Lists**, which store sequences, and
 - **Maps**, which store key/value pairs.

The Collections Framework


Java has a variety of **collections classes** for holding groups of data.

The three major ways of organizing data are

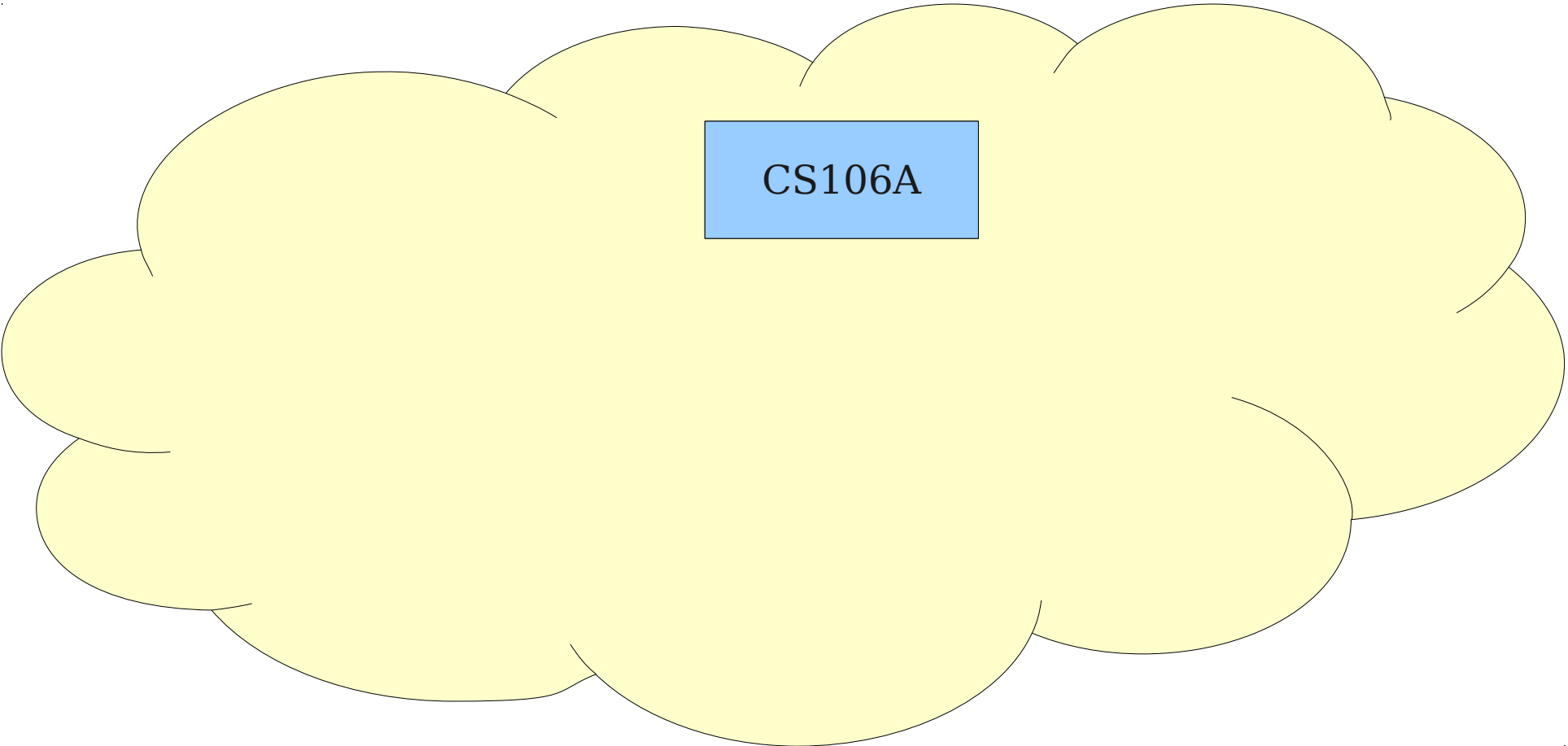
- **Sets**, which store unordered data, **Lists**, which store sequences, and **Maps**, which store key/value pairs.

What is a Set?

- A **set** is a collection of distinct elements.
- Similar to an **ArrayList**, but elements are not stored in a sequence.
- Major operations are:
 - Adding an element.
 - Removing an element.
 - Checking whether an element exists.
- Useful for answering questions of the form “have I seen this before?”



```
HashSet<String> mySet = new HashSet<String>();
```

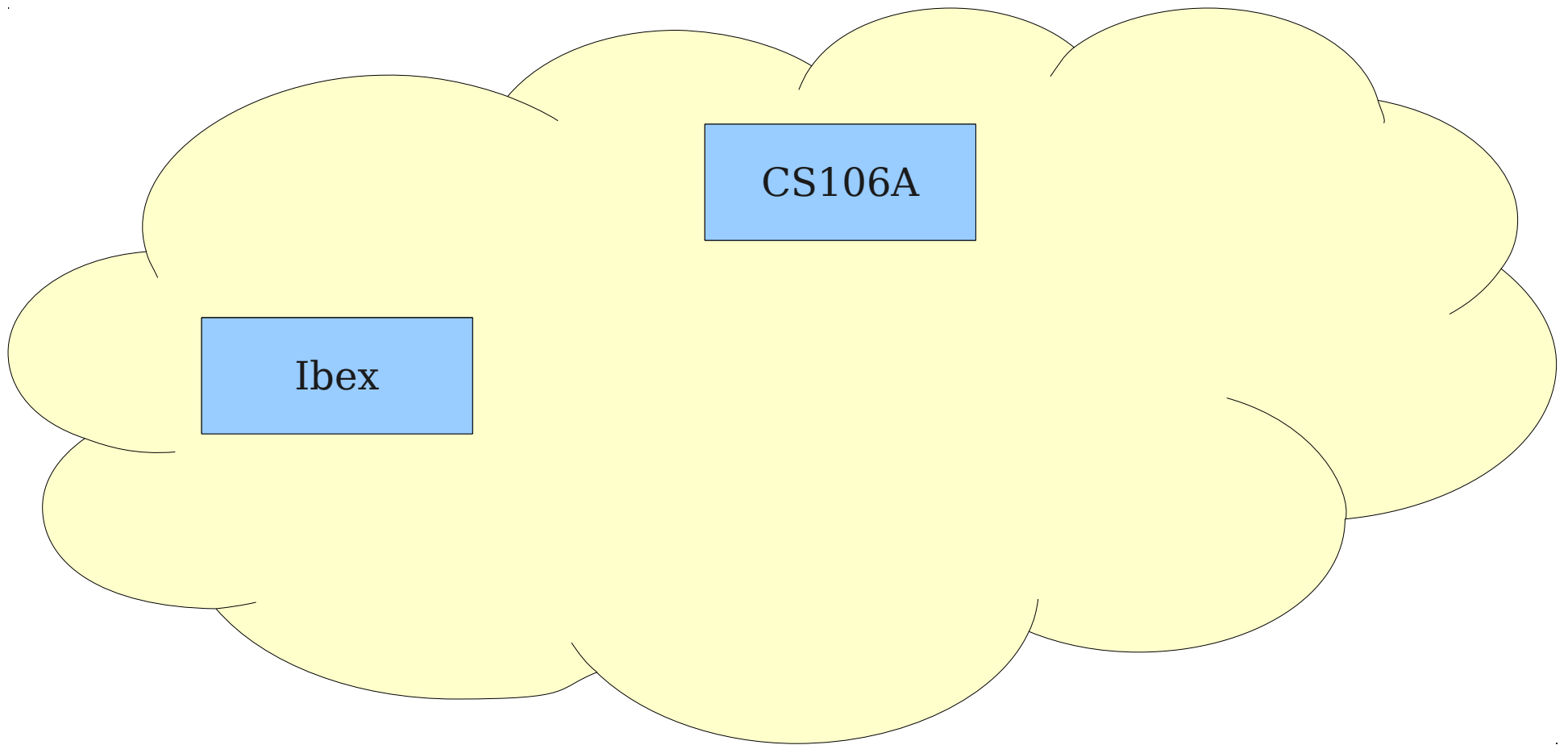


CS106A

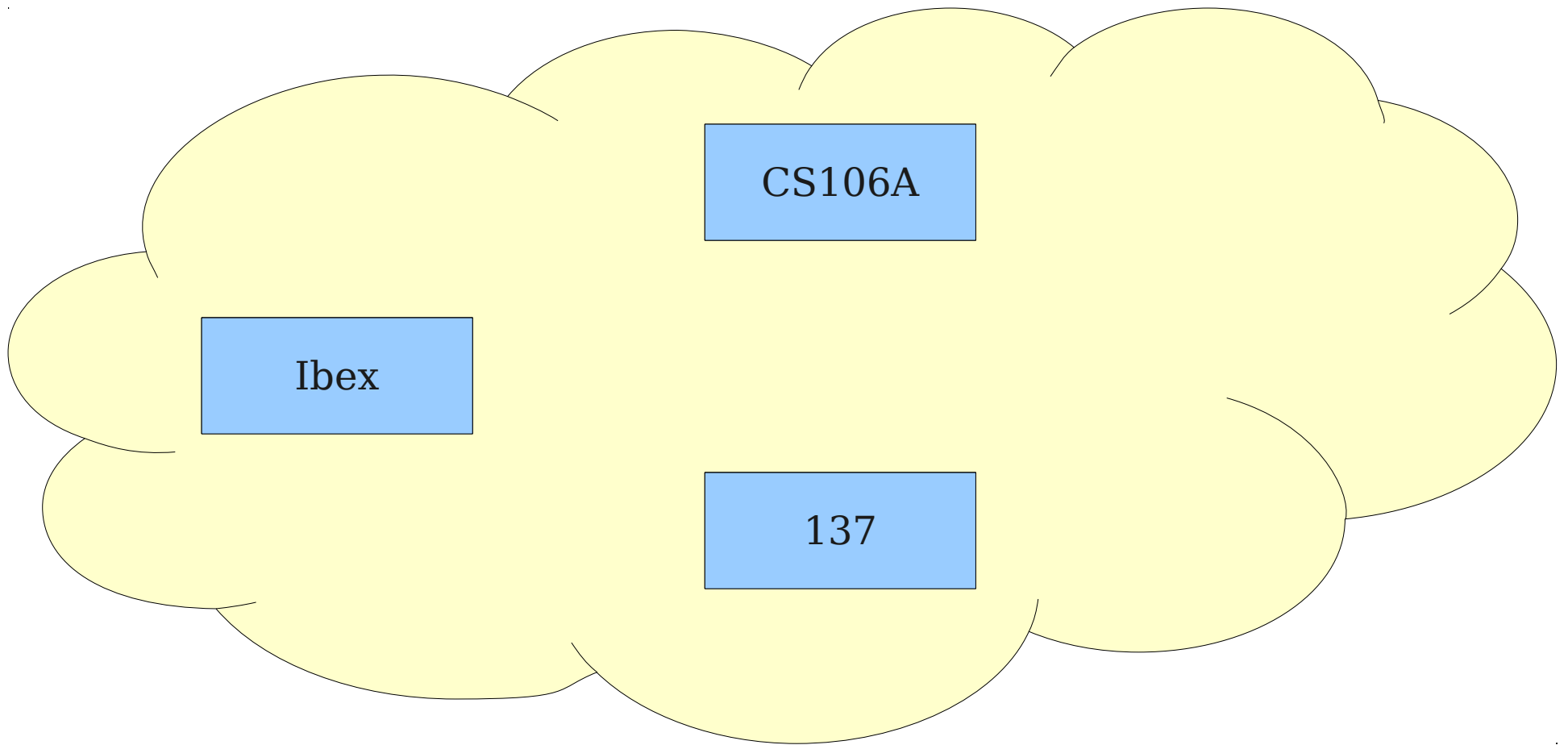
```
HashSet<String> mySet = new HashSet<String>();  
mySet.add("CS106A");
```

To add a value to a
HashSet, use the syntax

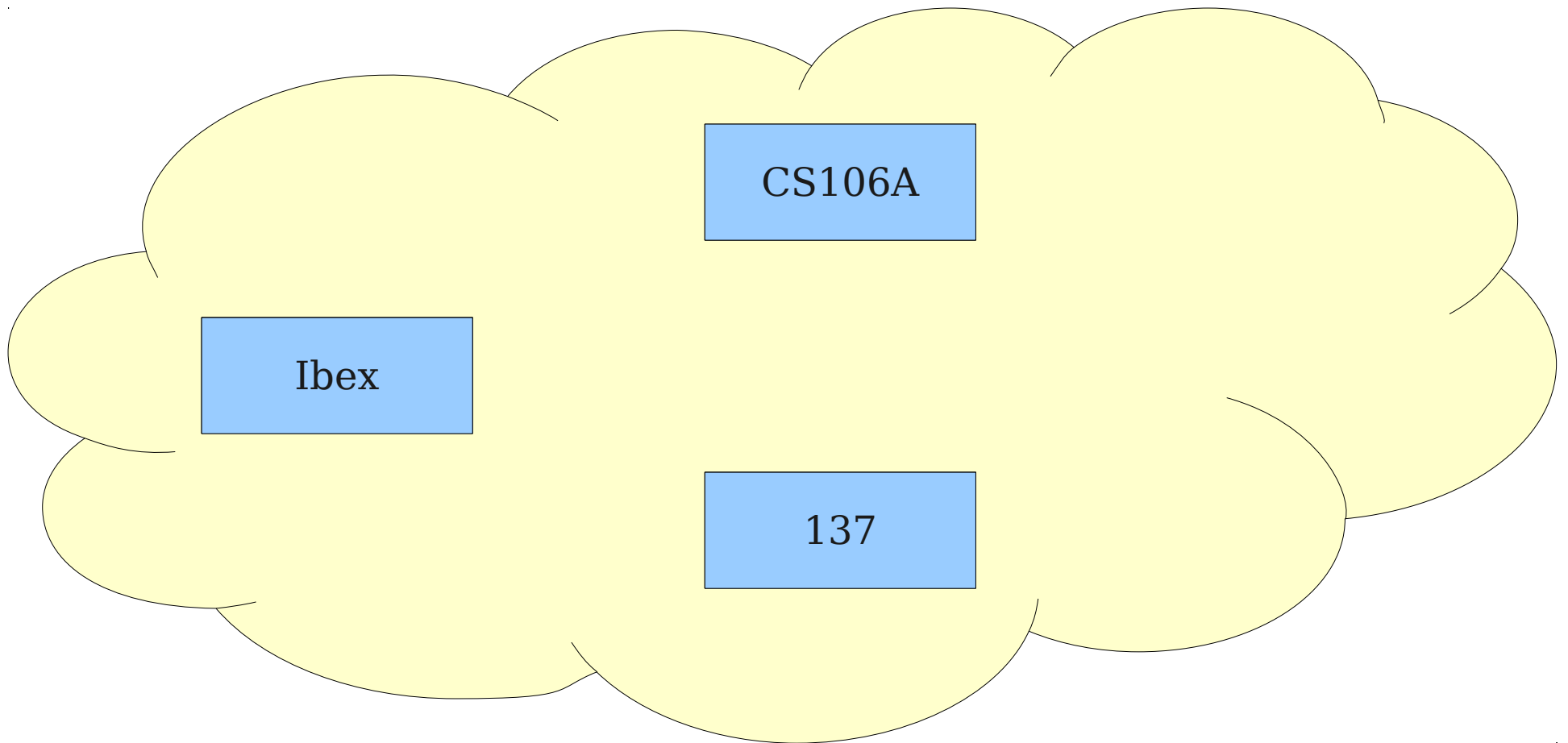
set.add(value)



```
HashSet<String> mySet = new HashSet<String>();  
mySet.add("CS106A");  
mySet.add("Ibex");
```

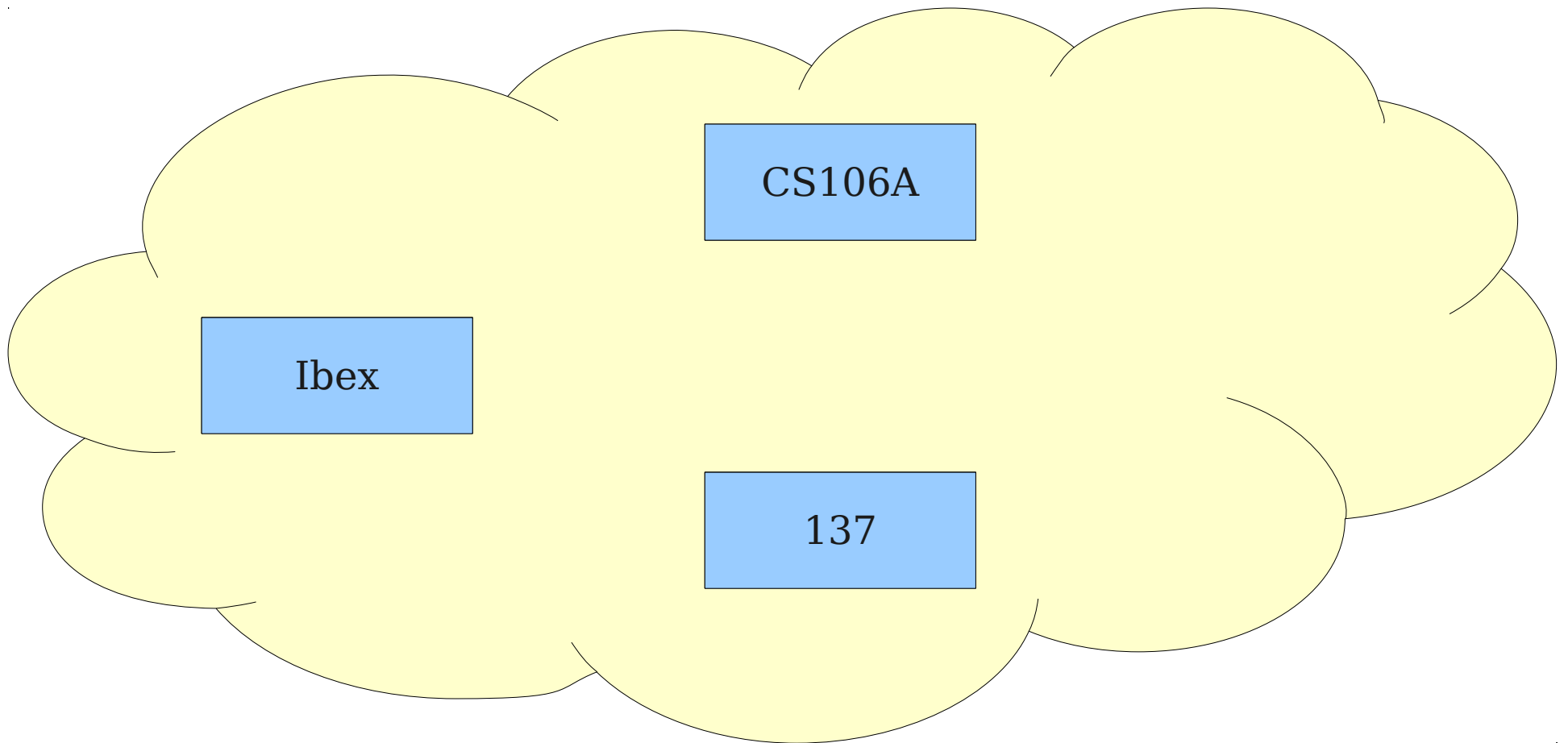


```
HashSet<String> mySet = new HashSet<String>();  
mySet.add("CS106A");  
mySet.add("Ibex");  
mySet.add("137");
```

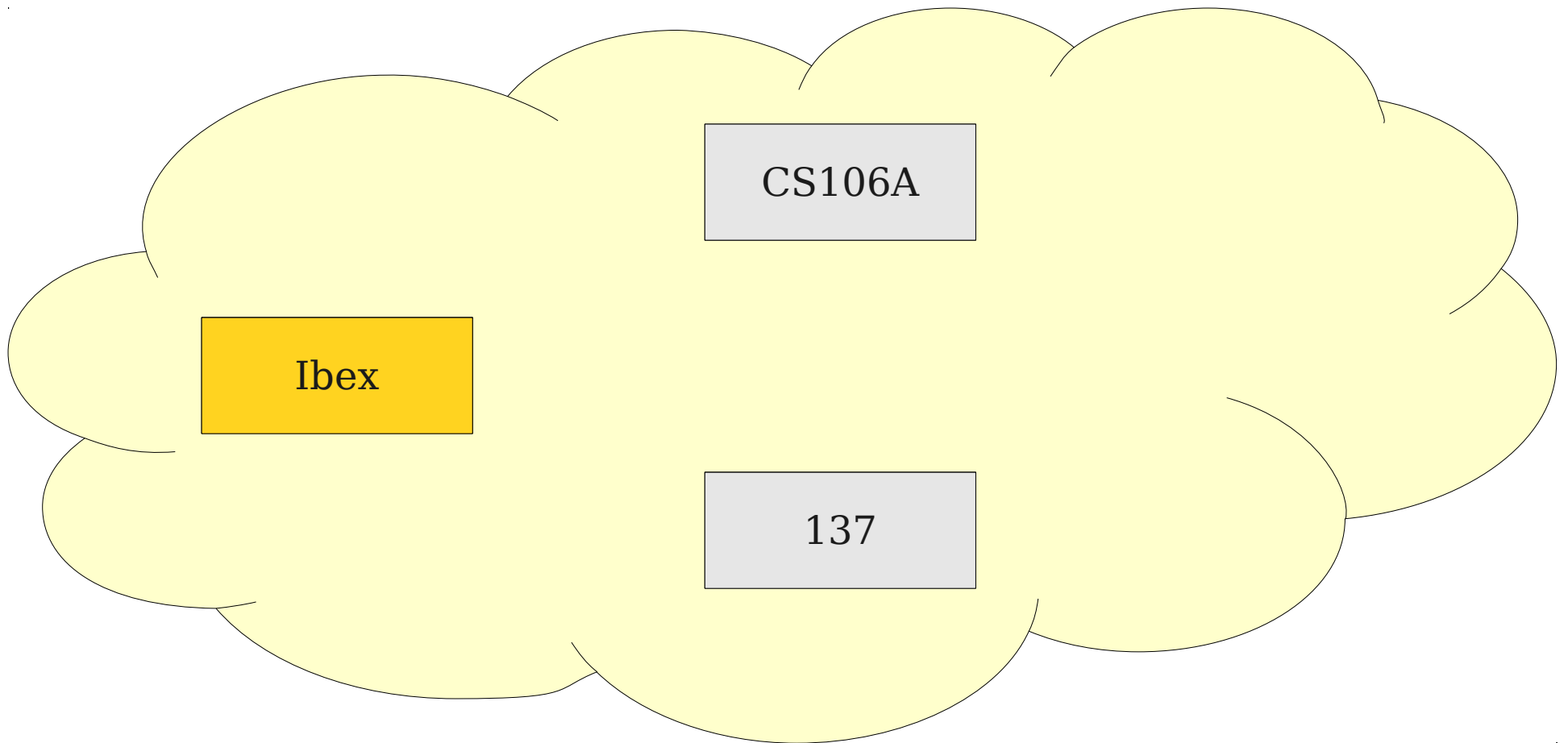


```
HashSet<String> mySet = new HashSet<String>();  
mySet.add("CS106A");  
mySet.add("Ibex");  
mySet.add("137");  
mySet.add("CS106A");
```

If you **add** a value pair where the value exists, nothing happens.



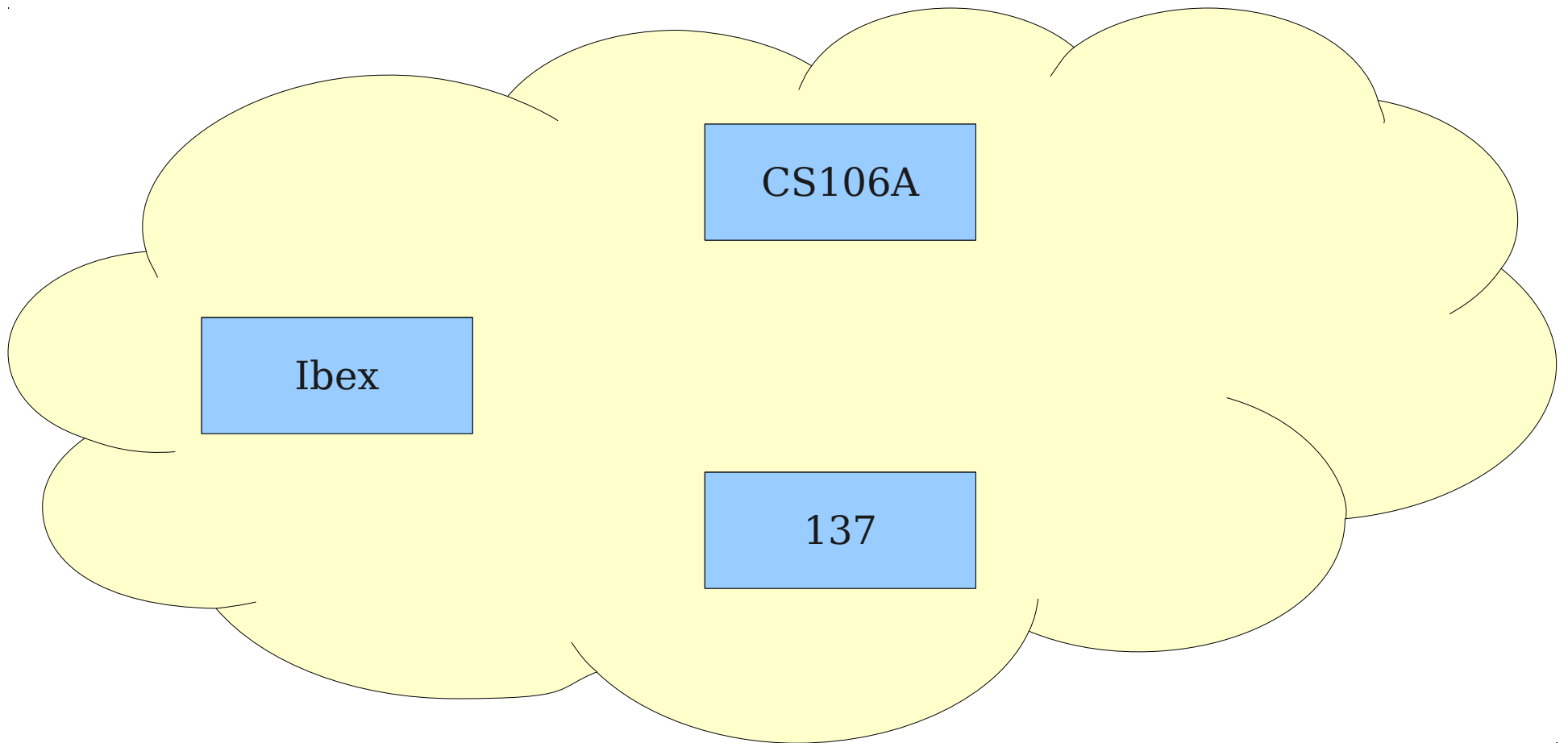
```
HashSet<String> mySet = new HashSet<String>();  
mySet.add("CS106A");  
mySet.add("Ibex");  
mySet.add("137");  
mySet.add("CS106A");  
  
mySet.contains("Ibex");
```



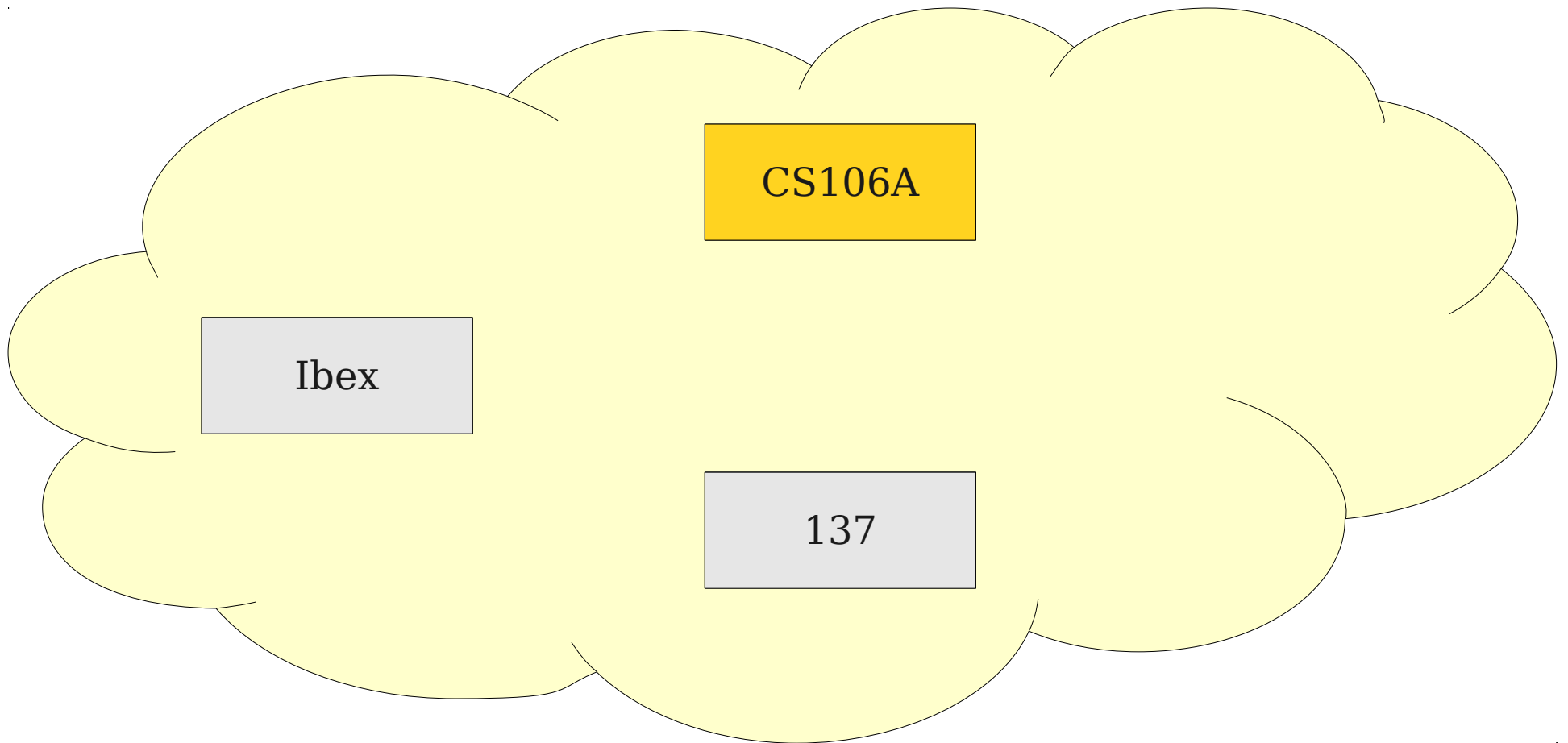
```
HashSet<String> mySet = new HashSet<String>();  
mySet.add("CS106A");  
mySet.add("Ibex");  
mySet.add("137");  
mySet.add("CS106A");  
  
mySet.contains("Ibex");
```

To see if a value
exists:

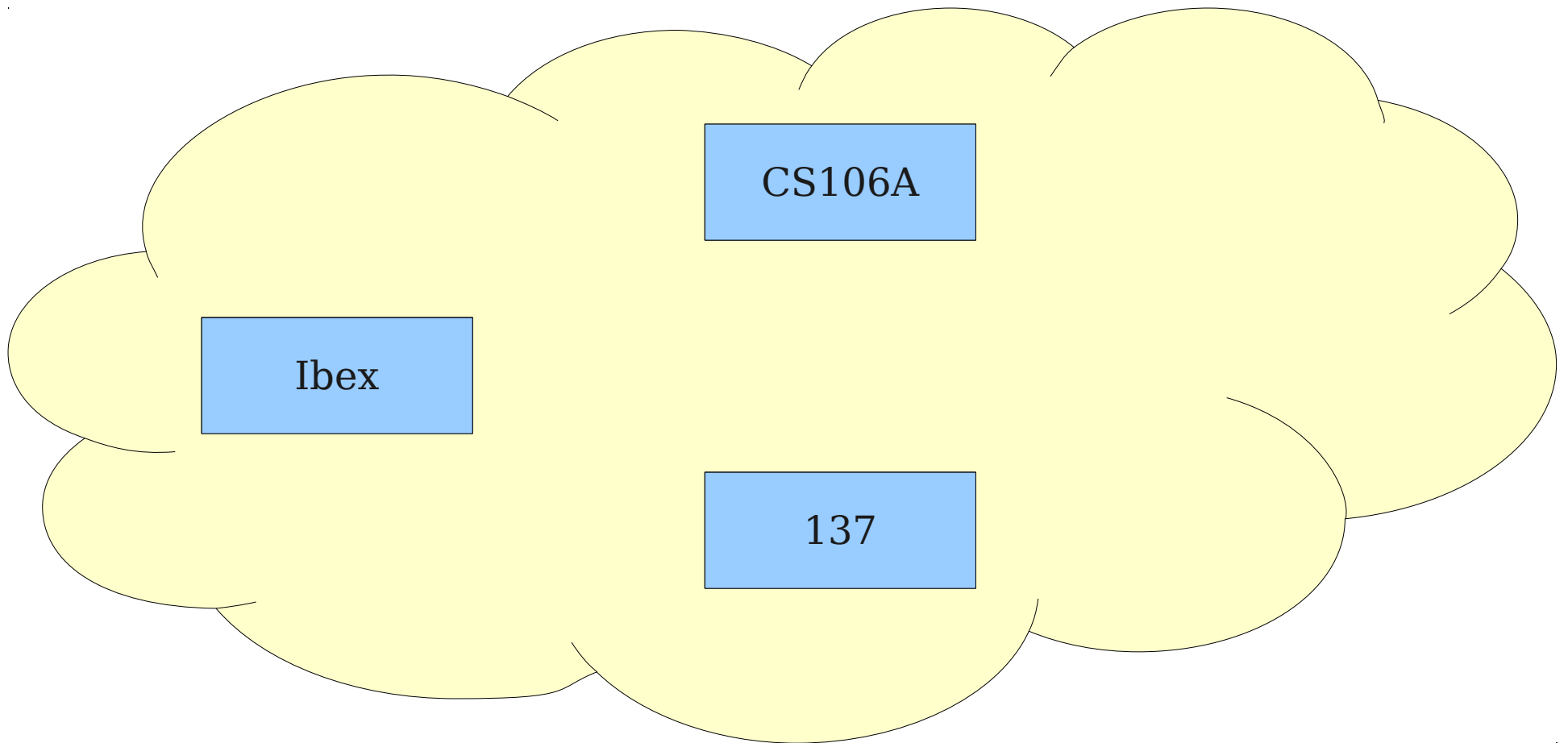
set.contains(value)



```
HashSet<String> mySet = new HashSet<String>();  
mySet.add("CS106A");  
mySet.add("Ibex");  
mySet.add("137");  
mySet.add("CS106A");  
  
mySet.contains("Ibex");  
mySet.contains("CS106A");
```

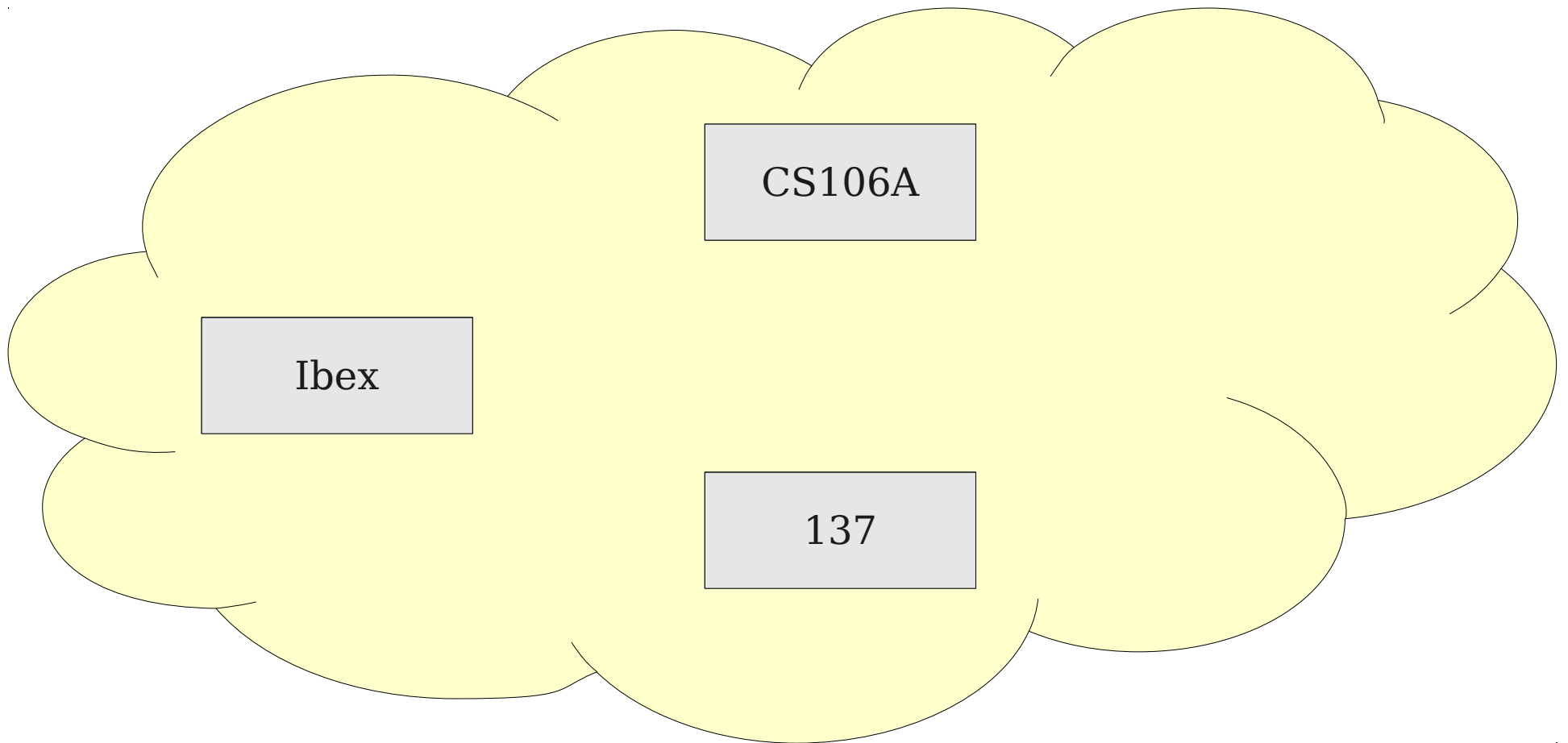


```
HashSet<String> mySet = new HashSet<String>();  
mySet.add("CS106A");  
mySet.add("Ibex");  
mySet.add("137");  
mySet.add("CS106A")  
  
mySet.contains("Ibex");  
mySet.contains("CS106A");
```



```
HashSet<String> mySet = new HashSet<String>();  
mySet.add("CS106A");  
mySet.add("Ibex");  
mySet.add("137");  
mySet.add("CS106A")
```

```
mySet.contains("Ibex");  
mySet.contains("CS106A");  
mySet.contains("<(^_^>");
```



```
HashSet<String> mySet = new HashSet<String>();  
mySet.add("CS106A");  
mySet.add("Ibex");  
mySet.add("137");  
mySet.add("CS106A")
```

```
mySet.contains("Ibex");  
mySet.contains("CS106A");  
mySet.contains("<(^_^)>");
```

Basic `Set` Operations

- To insert an element:

`set.add(value)`

- To check whether a value exists:

`set.contains(value)`

- To remove an element:

`set.remove(value)`

Word Walks

CODE

DESIRE

REWRITE

TEMPERATE

TEATIME

MEMENTO

TORRENT

Word Skips

CARROT**T**

TOMATO

OK**R**A

ASPARAGUS

SQUASH**H**

HORSERADISH

Word Skips

- Begin with any word you'd like.
- Choose a word whose first letter is the same as the last letter of your current word.
- Repeat until you get bored.

Iterators

- To visit every element of a collection, you can use the “for each” loop:

```
for (ElemType elem: collection) {  
    ...  
}
```

- Alternatively, you can use an **iterator**, an object whose job is to walk over the elements of a collection.
- The iterator has two commands:
 - **hasNext()**, which returns whether there are any more elements to visit, and
 - **next()**, which returns the next element and moves the iterator to the next position.

Java Iterators

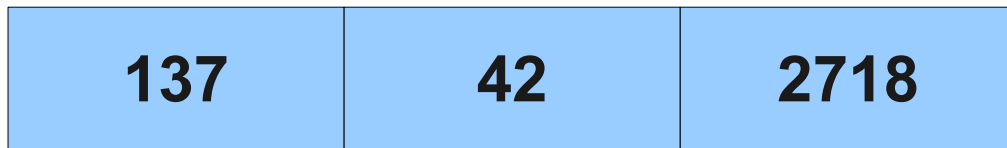
```
ArrayList<Integer> myList = /* ... */  
  
Iterator<Integer> iter = myList.iterator();  
while (iter.hasNext()) {  
    Integer curr = iter.next();  
  
    /* ... use curr ... */  
}
```

Java Iterators

```
ArrayList<Integer> myList = /* ... */
```

```
Iterator<Integer> iter = myList.iterator();  
while (iter.hasNext()) {  
    Integer curr = iter.next();  
  
    /* ... use curr ... */  
}
```

Java Iterators



```
ArrayList<Integer> myList = /* ... */
```

```
Iterator<Integer> iter = myList.iterator();  
while (iter.hasNext()) {  
    Integer curr = iter.next();  
  
    /* ... use curr ... */  
}
```

Java Iterators

137	42	2718
-----	----	------

```
ArrayList<Integer> myList = /* ... */
```

```
Iterator<Integer> iter = myList.iterator();
```

```
while (iter.hasNext()) {
```

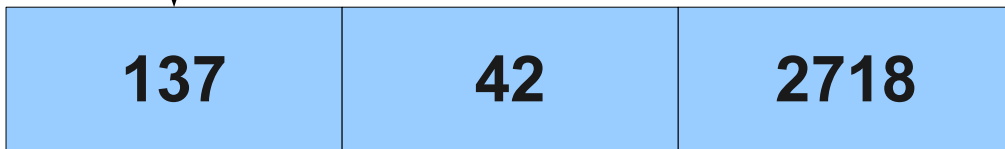

```
    Integer curr = iter.next();
```

```
    /* ... use curr ... */
```

```
}
```

Java Iterators

iter



```
ArrayList<Integer> myList = /* ... */
```

```
Iterator<Integer> iter = myList.iterator();
```

```
while (iter.hasNext()) {
```

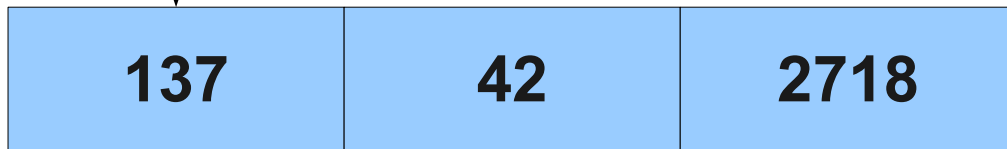
```
    Integer curr = iter.next();
```

```
    /* ... use curr ... */
```

```
}
```

Java Iterators

iter



```
ArrayList<Integer> myList = /* ... */
```

```
Iterator<Integer> iter = myList.iterator();
```

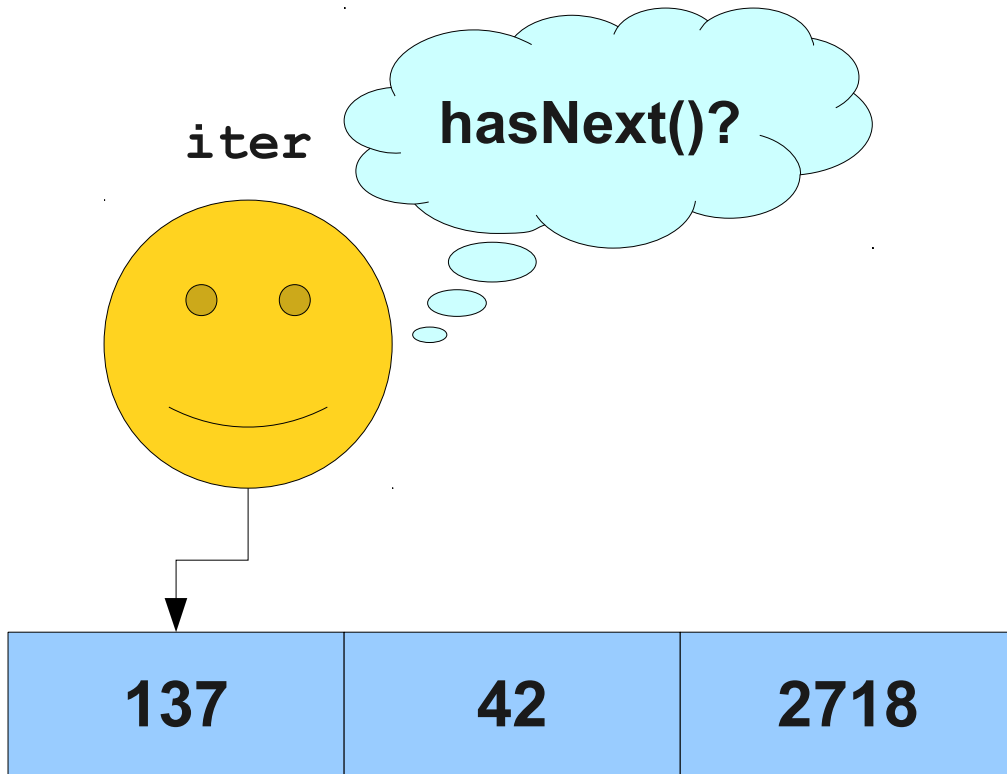
```
while (iter.hasNext()) {
```

```
    Integer curr = iter.next();
```

```
    /* ... use curr ... */
```

```
}
```

Java Iterators



```
ArrayList<Integer> myList = /* ... */
```

```
Iterator<Integer> iter = myList.iterator();
```

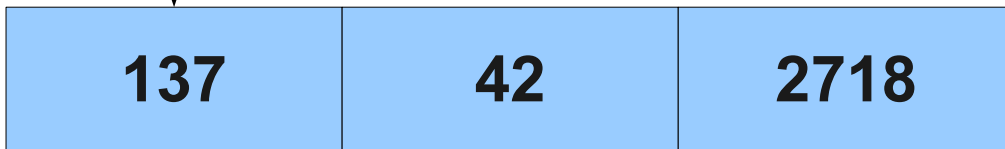

```
while (iter.hasNext()) {  
    Integer curr = iter.next();
```

```
    /* ... use curr ... */
```

```
}
```


Java Iterators

iter



```
ArrayList<Integer> myList = /* ... */
```

```
Iterator<Integer> iter = myList.iterator();
```

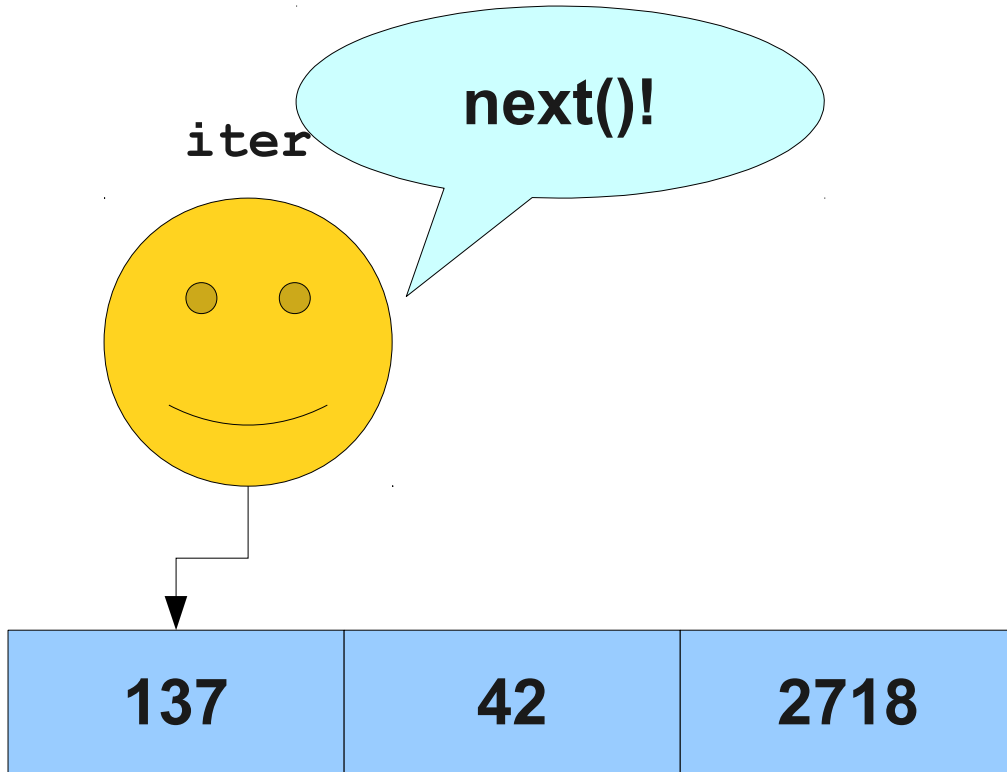
```
while (iter.hasNext()) {
```

```
    Integer curr = iter.next();
```

```
    /* ... use curr ... */
```

```
}
```

Java Iterators



```
ArrayList<Integer> myList = /* ... */
```

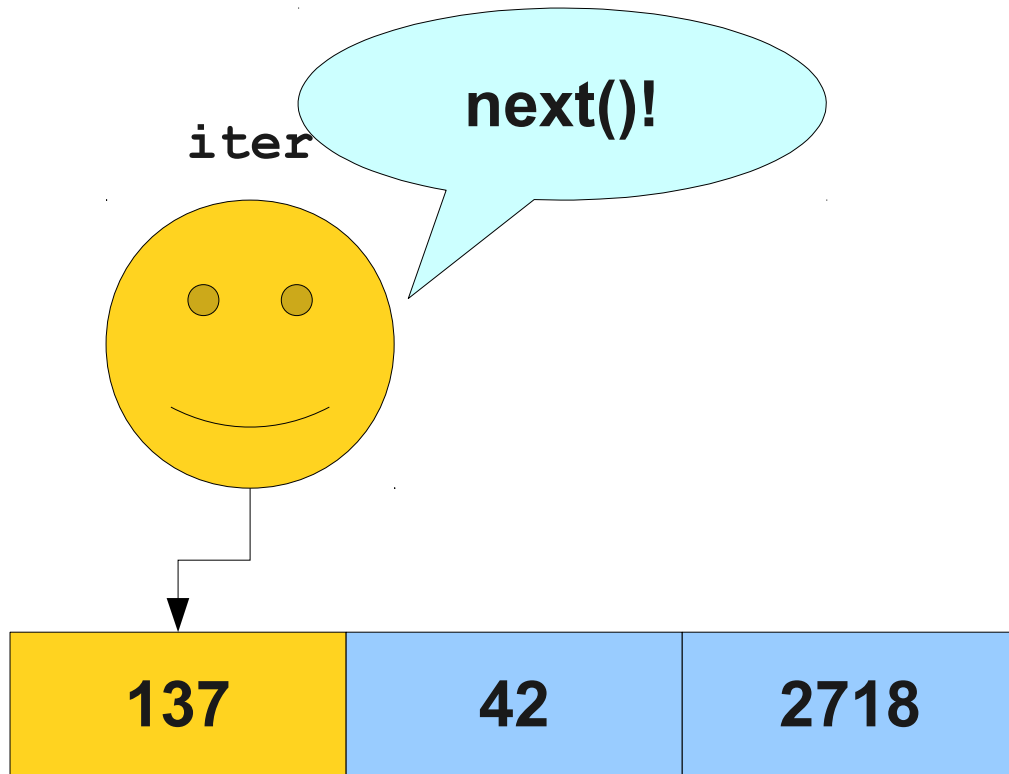
```
Iterator<Integer> iter = myList.iterator();
```

```
while (iter.hasNext()) {  
    Integer curr = iter.next();
```

```
    /* ... use curr ... */
```

```
}
```

Java Iterators



```
ArrayList<Integer> myList = /* ... */
```

```
Iterator<Integer> iter = myList.iterator();
```

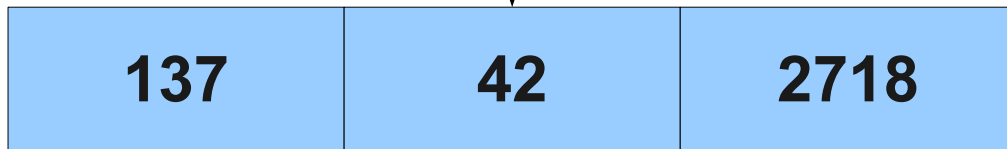

```
while (iter.hasNext()) {  
    Integer curr = iter.next();
```

```
    /* ... use curr ... */
```

```
}
```

Java Iterators

iter



```
ArrayList<Integer> myList = /* ... */
```

```
Iterator<Integer> iter = myList.iterator();
```

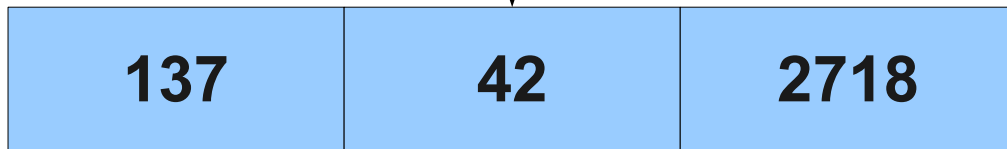
```
while (iter.hasNext()) {  
    Integer curr = iter.next();
```

```
/* ... use curr ... */
```

```
}
```

Java Iterators

iter



```
ArrayList<Integer> myList = /* ... */
```

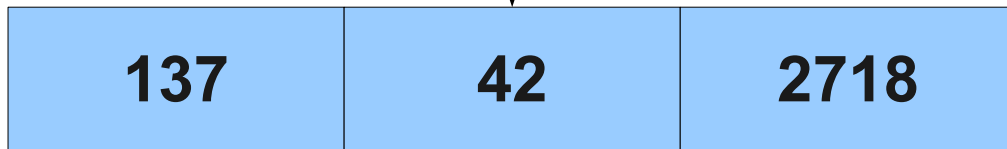
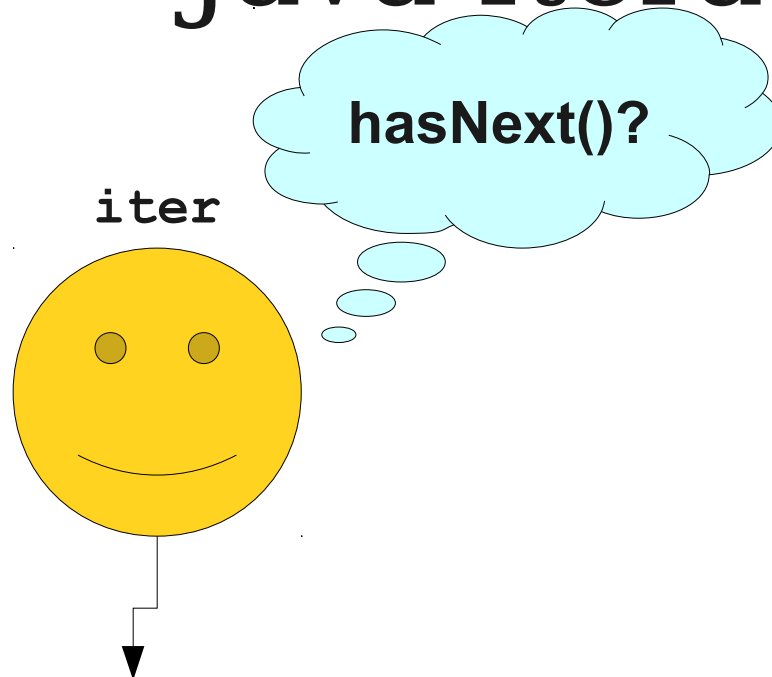
```
Iterator<Integer> iter = myList.iterator();
```

```
while (iter.hasNext()) {  
    Integer curr = iter.next(),
```

```
    /* ... use curr ... */
```

```
}
```

Java Iterators



```
ArrayList<Integer> myList = /* ... */
```

```
Iterator<Integer> iter = myList.iterator();
```

```
while (iter.hasNext()) {  
    Integer curr = iter.next(),
```

```
    /* ... use curr ... */
```

```
}
```

Java Iterators

iter



```
ArrayList<Integer> myList = /* ... */
```

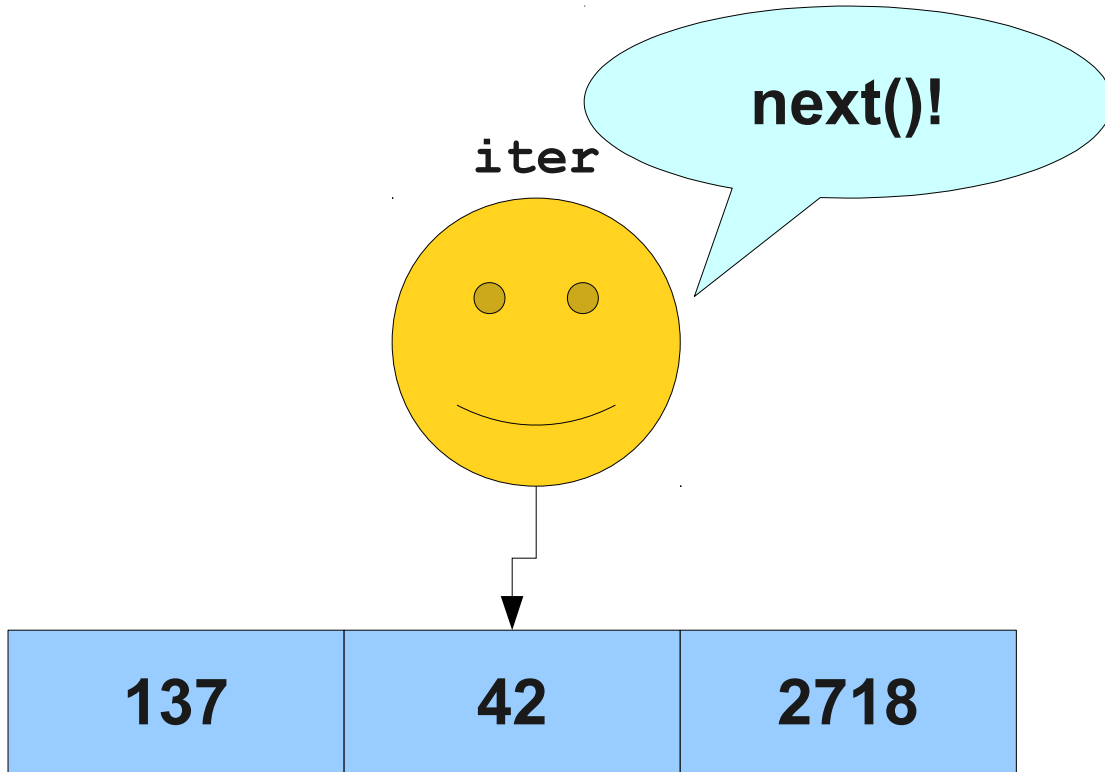
```
Iterator<Integer> iter = myList.iterator();
```

```
while (iter.hasNext()) {  
    Integer curr = iter.next();
```

```
/* ... use curr ... */
```

```
}
```

Java Iterators



```
ArrayList<Integer> myList = /* ... */
```

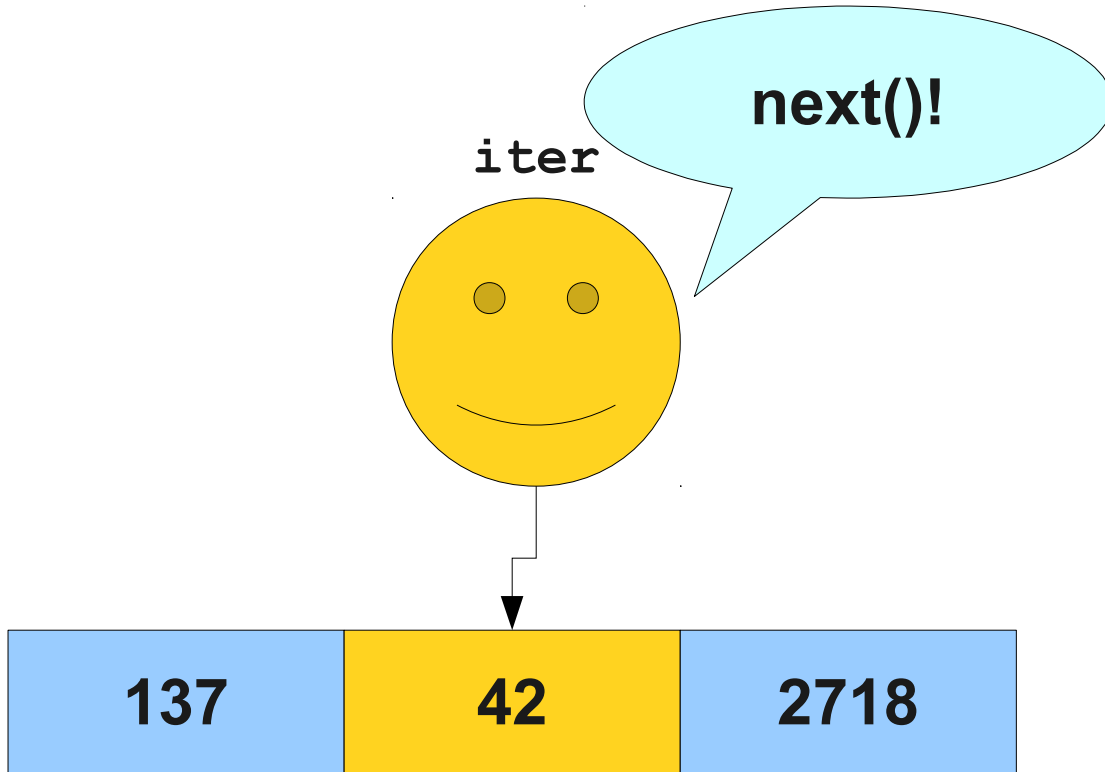
```
Iterator<Integer> iter = myList.iterator();
```

```
while (iter.hasNext()) {  
    Integer curr = iter.next();
```

```
/* ... use curr ... */
```

```
}
```


Java Iterators



```
ArrayList<Integer> myList = /* ... */
```

```
Iterator<Integer> iter = myList.iterator();
```

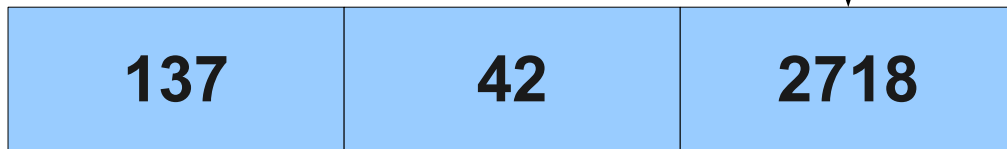

```
while (iter.hasNext()) {  
    Integer curr = iter.next();
```

```
    /* ... use curr ... */
```

```
}
```

Java Iterators

iter



```
ArrayList<Integer> myList = /* ... */
```

```
Iterator<Integer> iter = myList.iterator();
```

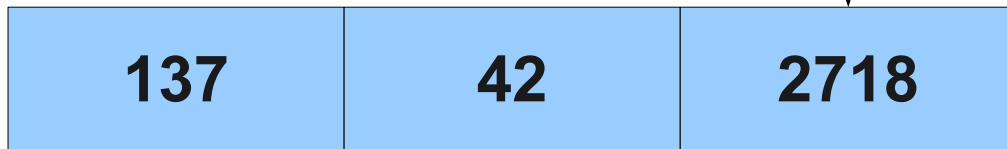

```
while (iter.hasNext()) {  
    Integer curr = iter.next();
```

```
/* ... use curr ... */
```

```
}
```

Java Iterators

iter



```
ArrayList<Integer> myList = /* ... */
```


```
Iterator<Integer> iter = myList.iterator();
```

```
while (iter.hasNext()) {  
    Integer curr = iter.next(),
```

```
    /* ... use curr ... */
```

```
}
```

Java Iterators



```
ArrayList<Integer> myList = /* ... */
```

```
Iterator<Integer> iter = myList.iterator();
```

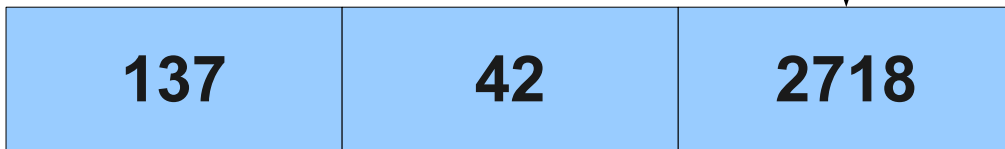

```
while (iter.hasNext()) {  
    Integer curr = iter.next(),
```

```
    /* ... use curr ... */
```

```
}
```

Java Iterators

iter



```
ArrayList<Integer> myList = /* ... */
```

```
Iterator<Integer> iter = myList.iterator();
```

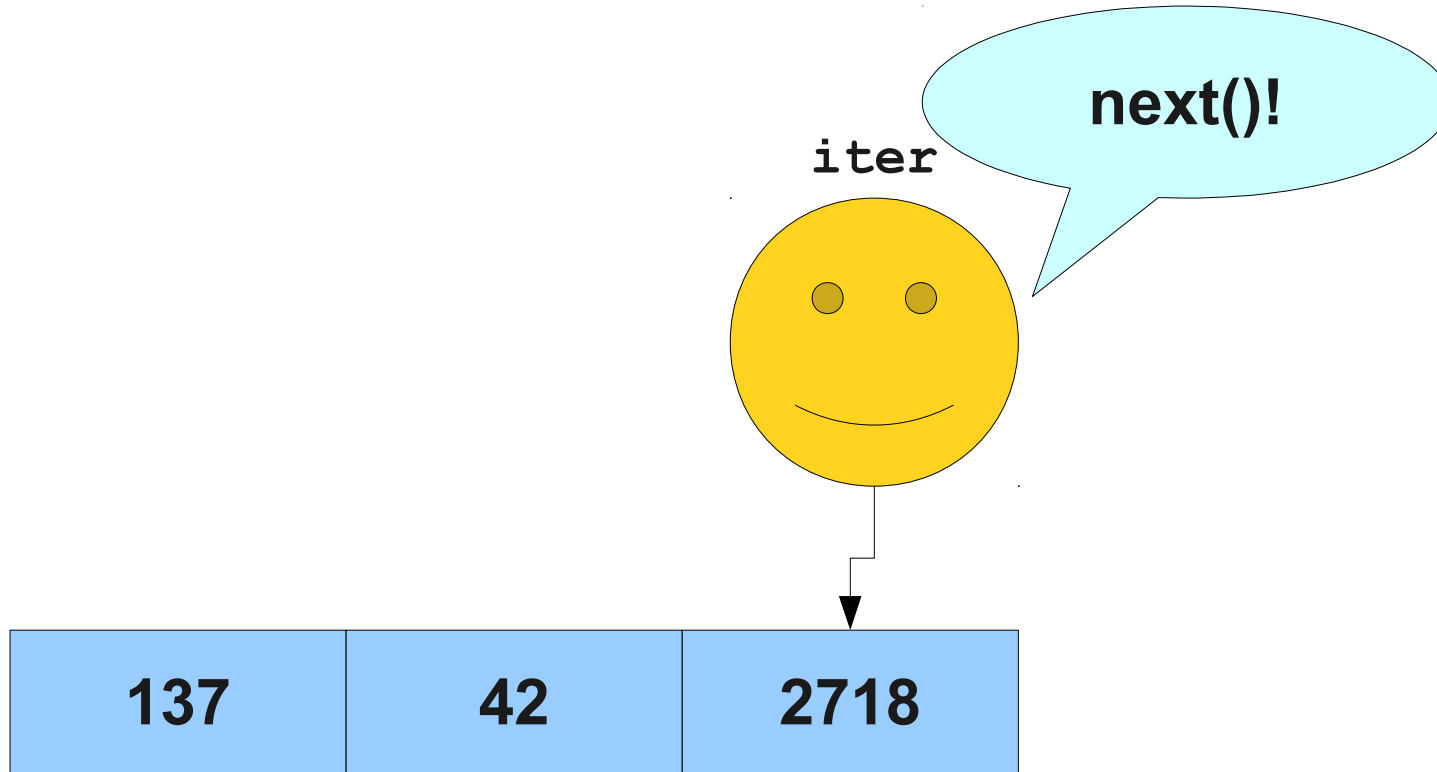
```
while (iter.hasNext()) {
```

```
    Integer curr = iter.next();
```

```
    /* ... use curr ... */
```

```
}
```

Java Iterators



```
ArrayList<Integer> myList = /* ... */
```

```
Iterator<Integer> iter = myList.iterator();
```

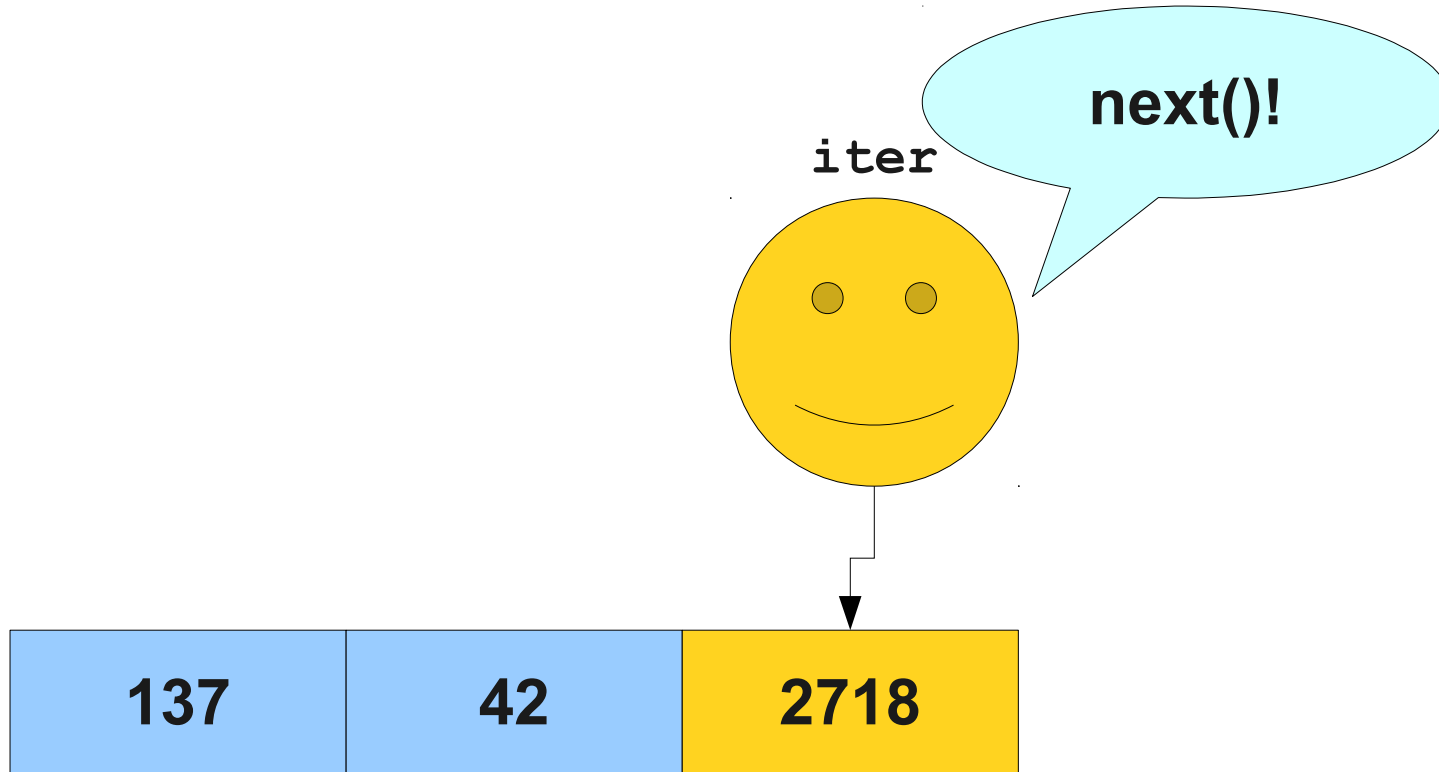
```
while (iter.hasNext()) {
```

```
    Integer curr = iter.next();
```

```
    /* ... use curr ... */
```

```
}
```

Java Iterators



```
ArrayList<Integer> myList = /* ... */
```

```
Iterator<Integer> iter = myList.iterator();
```


```
while (iter.hasNext()) {
```

```
    Integer curr = iter.next();
```

```
    /* ... use curr ... */
```

```
}
```

Java Iterators



```
ArrayList<Integer> myList = /* ... */
```

```
Iterator<Integer> iter = myList.iterator();
```

```
while (iter.hasNext()) {
```

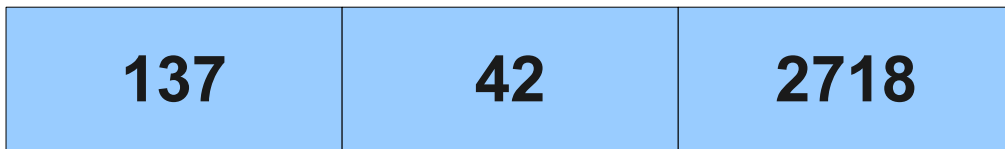

```
    Integer curr = iter.next();
```

```
    /* ... use curr ... */
```

```
}
```


Java Iterators

iter



```
ArrayList<Integer> myList = /* ... */
```

```
Iterator<Integer> iter = myList.iterator();
```

```
while (iter.hasNext()) {  
    Integer curr = iter.next(),
```

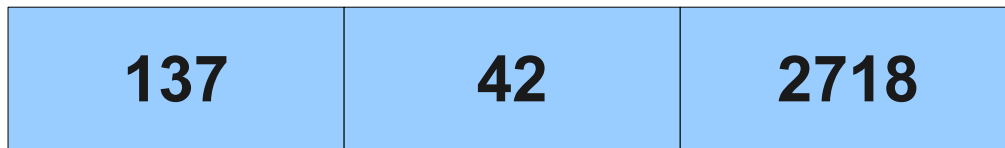

```
    /* ... use curr ... */
```

```
}
```

Java Iterators



iter



```
ArrayList<Integer> myList = /* ... */
```


```
Iterator<Integer> iter = myList.iterator();
```

```
while (iter.hasNext()) {  
    Integer curr = iter.next(),
```

```
    /* ... use curr ... */
```

```
}
```

Java Iterators



```
ArrayList<Integer> myList = /* ... */
```

```
Iterator<Integer> iter = myList.iterator();
```


```
while (iter.hasNext()) {  
    Integer curr = iter.next(),
```

```
    /* ... use curr ... */
```

```
}
```

Java Iterators

iter



137	42	2718
-----	----	------

```
ArrayList<Integer> myList = /* ... */  
  
Iterator<Integer> iter = myList.iterator();  
while (iter.hasNext()) {  
    Integer curr = iter.next();  
  
    /* ... use curr ... */  
}
```

A Use Case for Iterators

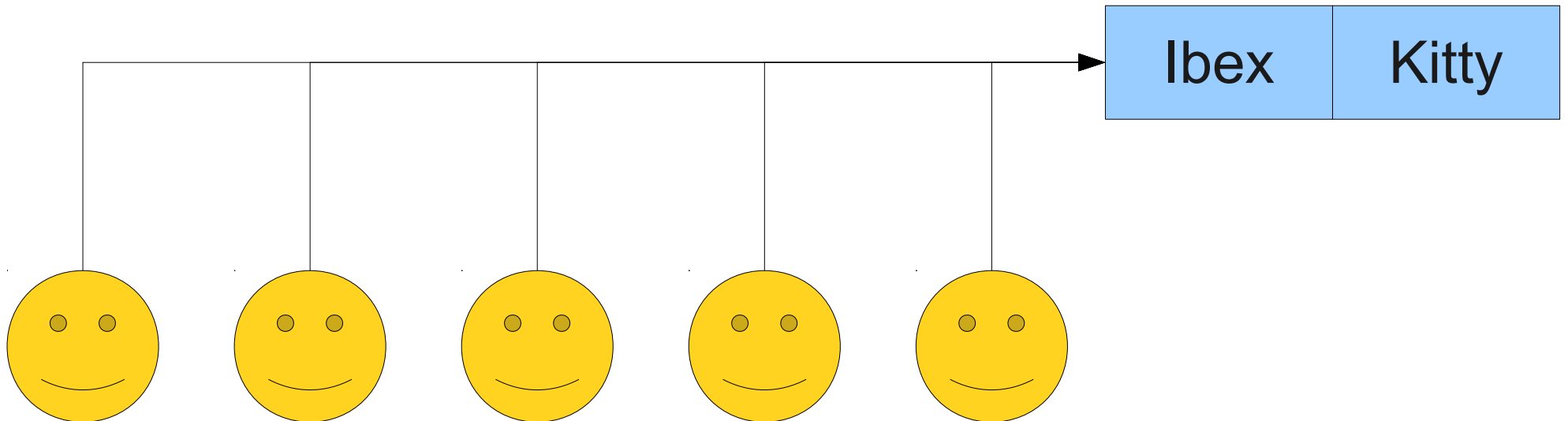
- Because all collections have iterators, a method can return an iterator to indicate “here is some data to look at.”
- Internally, that data can be stored in any format.
- Separates the **implementation** (how the class works) from the **interface** (how the class is used).

A Word of Warning

- The following will loop forever on a nonempty collection:

```
while (collection.iterator().hasNext()) {  
    /* ... */  
}
```

- Every time that you call `.iterator()`, you get back a new iterator to the start of the collection.



A Word of Warning

- The following

```
while (condition)
{
    /* ... */
}
```

- Every time
new iteration






ity collection:

```
{
```

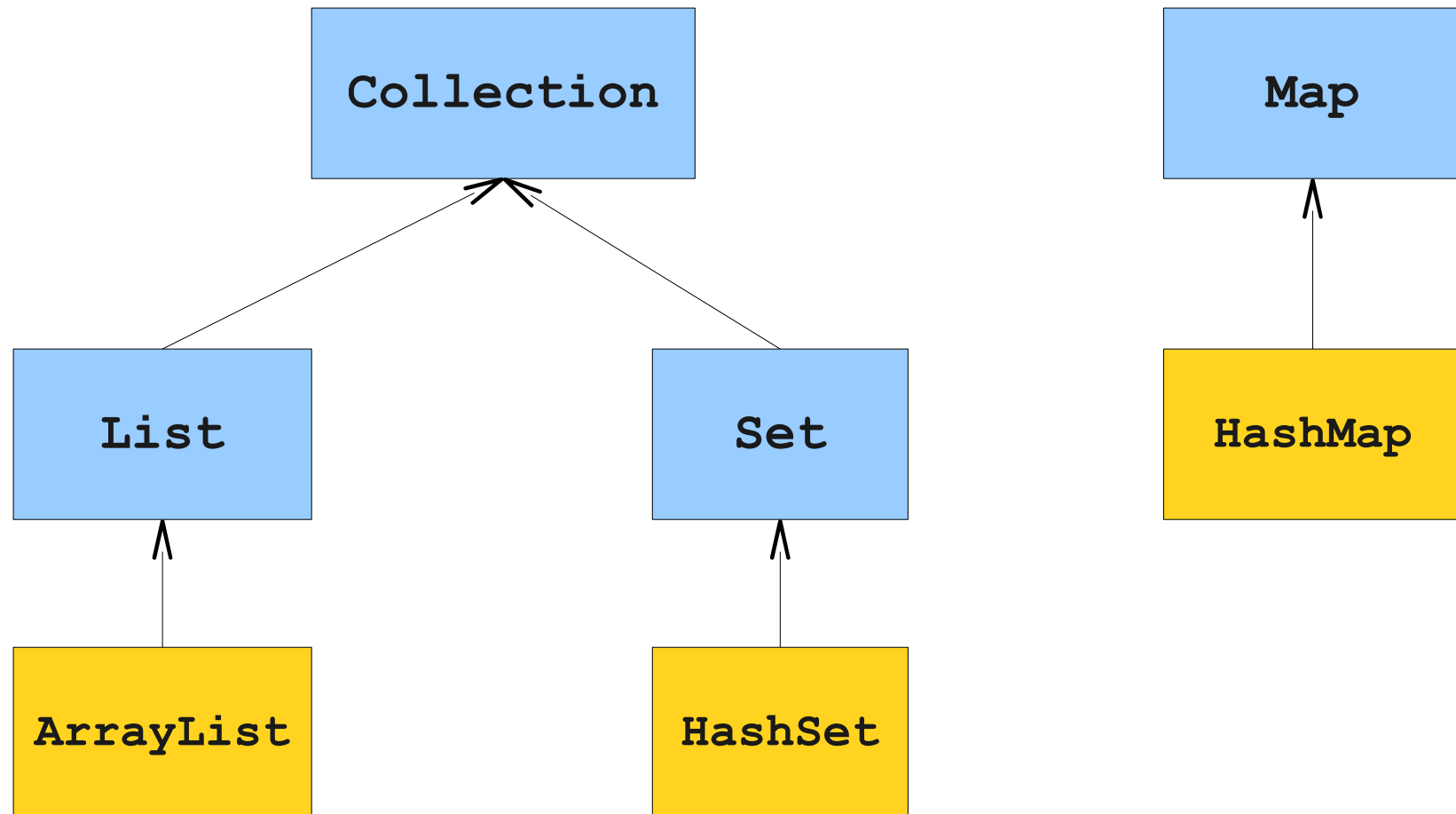
et back a

ex

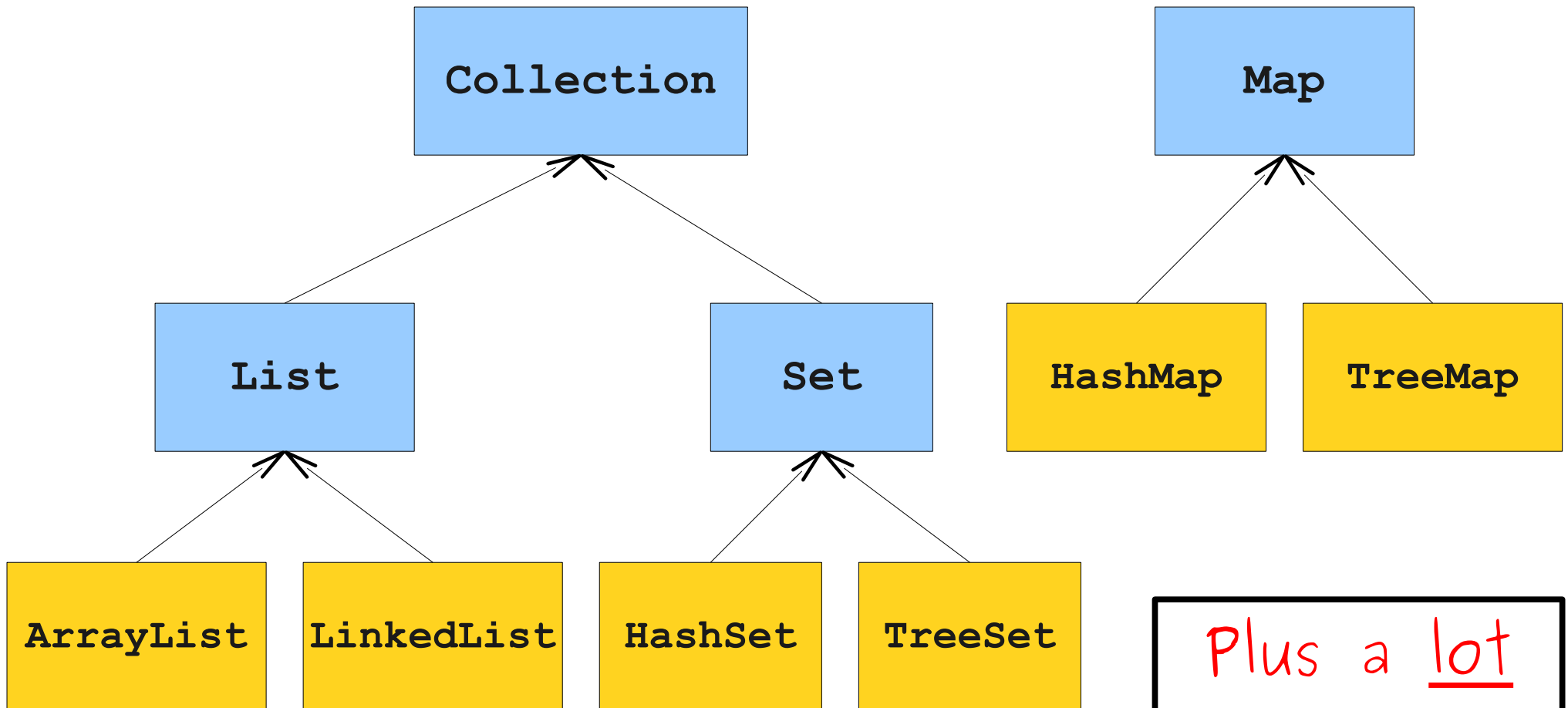
Kitty



The Collections Framework

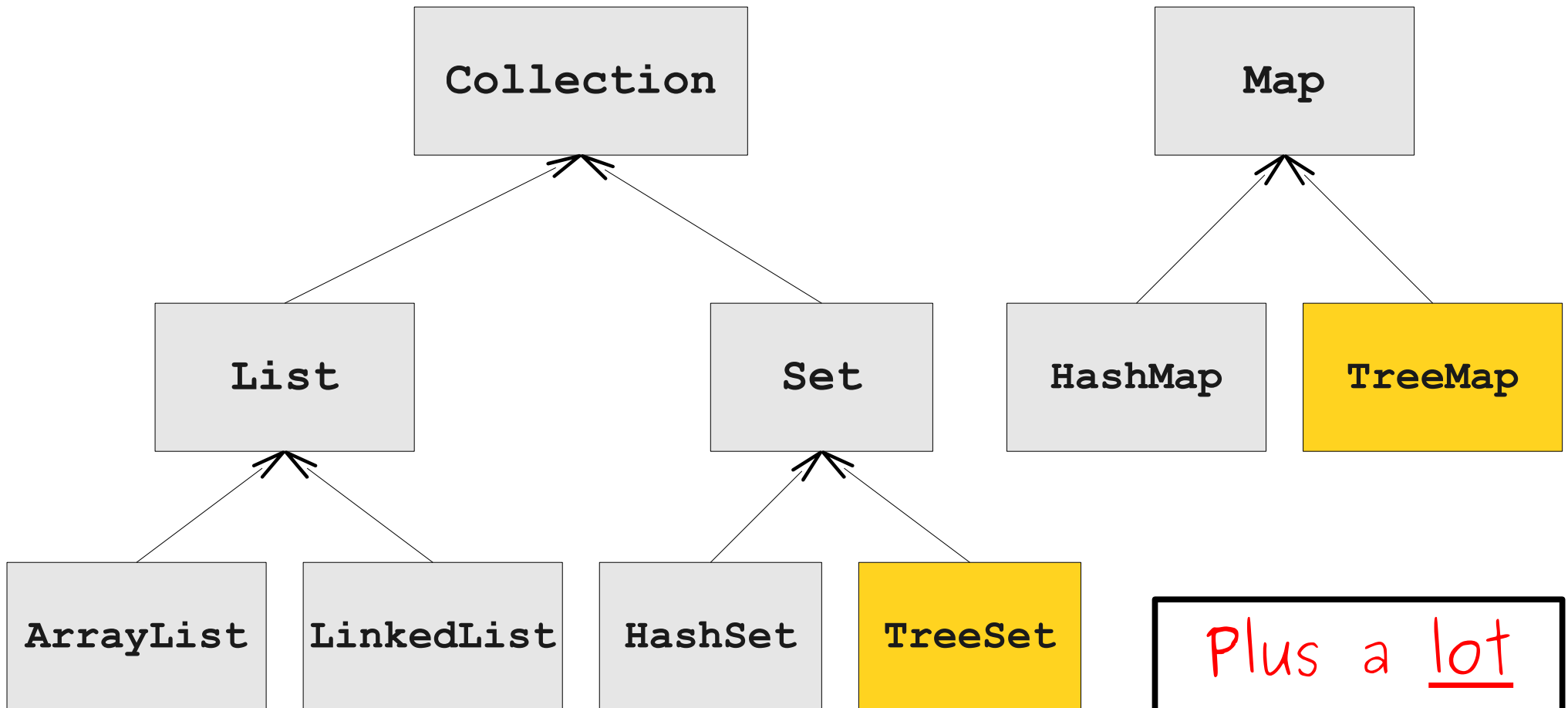


The Collections Framework



Plus a lot
more!

The Collections Framework



Plus a lot
more!

TreeSet

- **TreeSet** is similar to **HashSet**, except that the values in a **TreeSet** are stored in sorted order.
- Iterating over a **TreeSet** guarantees that the elements are visited in ascending order.
- **TreeSet** is a bit slower than **HashSet**, so it's best used only when you really need things in sorted order.

Levels of Specificity

- To create a map, set, or list, you must choose a specific implementation (i.e. **ArrayList**, **HashMap**, etc.)
- You can store maps, sets, or lists in variables of type **Map**, **Set**, or **List**.
 - Similar to **GObject** versus **Goval**, **GRect**, etc.
- Lets you say “I just need key/value pairs” rather than “I need key/value pairs specifically stored as a **HashMap**”

TreeMap

- **TreeMap** is similar to **HashMap**, except that the *keys* in a **TreeMap** are stored in sorted order.
- Like **TreeSet**, iteration over the keys visits the keys in sorted order.
- The **TreeMap** has several impressive methods that don't exist on the normal **HashMap**.
- There is slight performance cost to using **TreeMap**.

Data With Stakes

Just how bad was the
2008 financial meltdown?

An Amazing Website

www.data.gov