

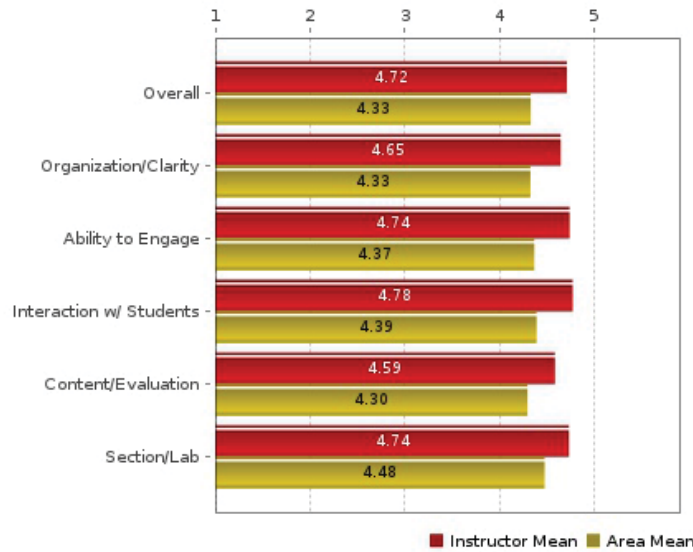
Teaching Evaluation Summary (2014-2015 Spring)

Ratings Summary

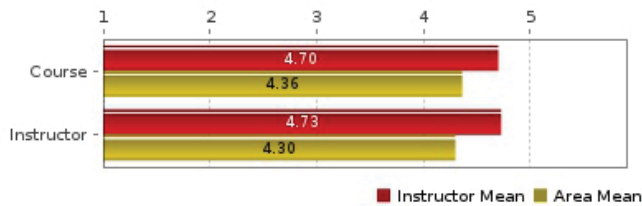
Instructor: **Gibbons, Fred**
 Subject: **EE**
 Catalog & Section: **204, 01**

Course Title: **BUS MANAGEMENT FOR EE & CS**
 Enrollment: **44** Responses Incl Declines: **41**
 (Declined: **4**)

Elements of Instruction

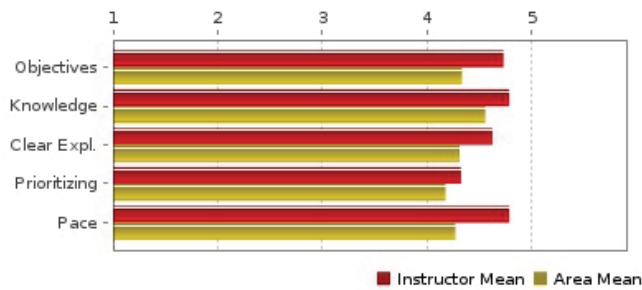


Overall



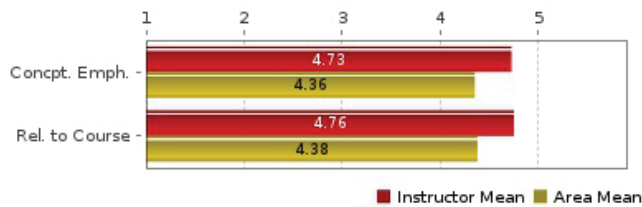
	Response Rate	Mean	Median	Std Dev	Ex	Vg	G	F	P	N/A
Course	84%	4.70	5.00	0.51	27	9	1	0	0	0
Instructor	84%	4.73	5.00	0.44	27	10	0	0	0	0

Organization/Clarity



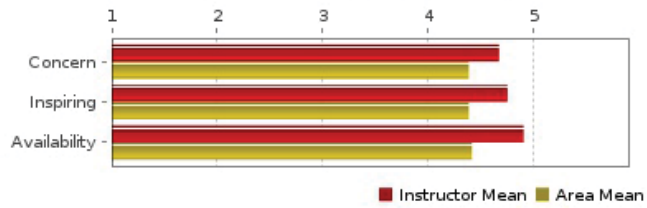
	Response Rate	Mean	Median	Std Dev	Ex	Vg	G	F	P	N/A
Objectives	84%	4.73	5.00	0.60	30	4	3	0	0	0
Knowledge	84%	4.78	5.00	0.53	31	4	2	0	0	0
Clear Expl.	84%	4.62	5.00	0.67	26	9	1	1	0	0
Prioritizing	84%	4.32	5.00	0.96	22	8	4	3	0	0
Pace	84%	4.78	5.00	0.47	30	6	1	0	0	0

Ability to Engage



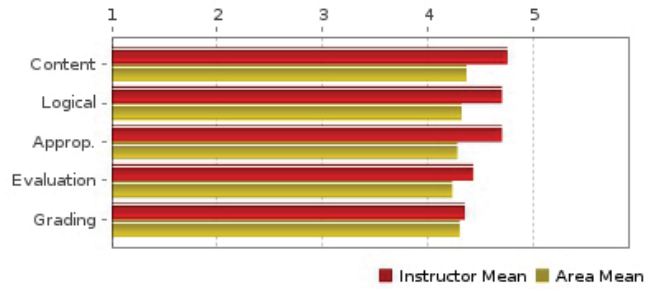
	Response Rate	Mean	Median	Std Dev	Ex	Vg	G	F	P	N/A
Concpt. Emph.	84%	4.73	5.00	0.55	29	6	2	0	0	0
Rel. to Course	84%	4.76	5.00	0.59	30	6	0	1	0	0

Interaction w/ Students



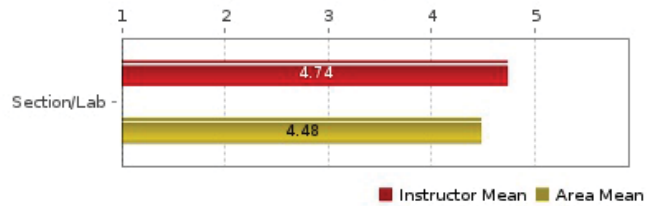
	Response Rate	Mean	Median	Std Dev	Ex	Vg	G	F	P	N/A
Concern	84%	4.68	5.00	0.66	28	7	1	1	0	0
Inspiring	84%	4.76	5.00	0.43	28	9	0	0	0	0
Availability	84%	4.91	5.00	0.29	30	3	0	0	0	4

Content/Evaluation



	Response Rate	Mean	Median	Std Dev	Ex	Vg	G	F	P	N/A
Content	84%	4.76	5.00	0.54	30	5	2	0	0	0
Logical	84%	4.70	5.00	0.69	30	4	2	1	0	0
Approp.	84%	4.70	5.00	0.56	28	7	2	0	0	0
Evaluation	84%	4.43	5.00	0.89	24	7	4	2	0	0
Grading	84%	4.35	5.00	0.96	23	7	4	3	0	0

Section/Lab



	Response Rate	Mean	Median	Std Dev	Ex	Vg	G	F	P	N/A
Section/Lab	81%	4.74	5.00	0.64	16	1	2	0	0	17