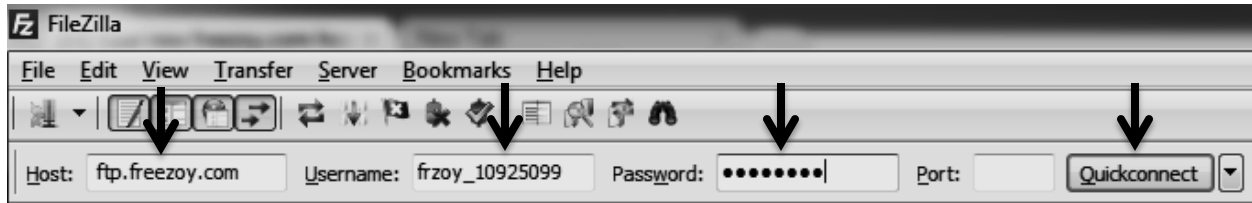
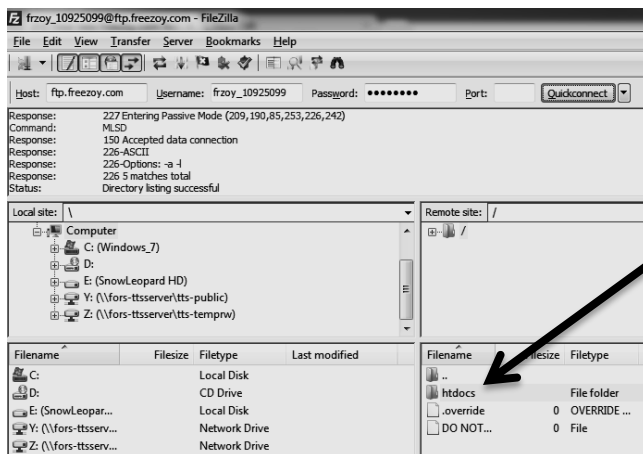


Publishing Web Content Using FileZilla

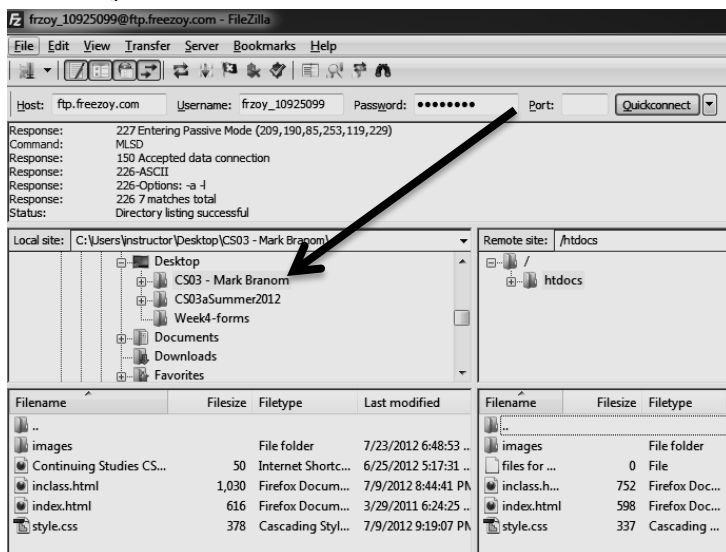
1. Launch *FileZilla*.
2. In the **Host** field, enter the ftp server address (e.g., *ftp.freezoy.com*).
3. In the **Username** field, enter the ftp login (e.g., *frzoy_10925099*).
4. In the **Password** field, enter your password.
5. Click **Quickconnect**.



6. On the **Remote site** side, double-click **htdocs**.



7. On the **Local site** side, locate the folder you are working in (e.g., *C:\Users\instructor\Desktop\CS03 - Mark Branom*)



8. To publish, drag the file from the **Local site** side to the **Remote site** side (e.g., *inclass.html*).

