

Regular Expressions

Regular Languages

- A language L is a **regular language** if there is a DFA D such that $\mathcal{L}(D) = L$.
- **Theorem:** The following are equivalent:
 - L is a regular language.
 - There is a DFA for L .
 - There is an NFA for L .

Closure Properties

- ***Theorem:*** If L_1 and L_2 are regular languages over an alphabet Σ , then so are the following languages:
 - \bar{L}_1
 - $L_1 \cup L_2$
 - $L_1 \cap L_2$
 - L_1L_2
 - L_1^*
- These properties are called ***closure properties of the regular languages.***

Regular Languages

- A language L is a **regular language** if there is a DFA D such that $\mathcal{L}(D) = L$.
- **Theorem:** The following are equivalent:
 - L is a regular language.
 - There is a DFA for L .
 - There is an NFA for L .

Regular Languages

- A language L is a **regular language** if there is a DFA D such that $\mathcal{L}(D) = L$.
- **Theorem:** The following are equivalent:
 - L is a regular language.
 - There is a DFA for L .
 - There is an NFA for L .
 - L can be formed from other known regular languages, using the closure properties.

Regular Languages

- A language L is a **regular language** if there is a DFA D such that $\mathcal{L}(D) = L$.
- **Theorem:** The following are equivalent:
 - L is a regular language.
 - There is a DFA for L .
 - There is an NFA for L .
 - L can be formed from other known regular languages, using the closure properties.


Today we will greatly expand on this last idea!

Constructing Regular Languages

- **Idea:** Build up all regular languages as follows:
 - Start with a small set of simple languages we already know to be regular.
 - Using closure properties, combine these simple languages together to form more elaborate languages.
- *A bottom-up approach to the regular languages.*

Constructing Regular Languages

- **Idea:** Build up all regular languages as follows:
 - Start with a small set of simple languages we already know
 - Using closure operations on simple languages to elaborate
- *A bottom-up language*



Atomic Regular Expressions

- The regular expressions begin with three simple building blocks.
- The symbol \emptyset is a regular expression that represents the empty language \emptyset .
- For any $a \in \Sigma$, the symbol a is a regular expression for the language $\{a\}$.
- The symbol ε is a regular expression that represents the language $\{\varepsilon\}$.
 - **Remember:** $\{\varepsilon\} \neq \emptyset!$
 - **Remember:** $\{\varepsilon\} \neq \varepsilon!$

Compound Regular Expressions

- If R_1 and R_2 are regular expressions, $\mathbf{R_1R_2}$ is a regular expression for the *concatenation* of the languages of R_1 and R_2 .
- If R_1 and R_2 are regular expressions, $\mathbf{R_1 \cup R_2}$ is a regular expression for the *union* of the languages of R_1 and R_2 .
- If R is a regular expression, $\mathbf{R^*}$ is a regular expression for the *Kleene closure* of the language of R .
- If R is a regular expression, $\mathbf{(R)}$ is a regular expression with the same meaning as R .

Operator Precedence

- Here's the operator precedence for regular expressions, from highest to lowest:

(R)

R^*

R_1R_2

$R_1 \cup R_2$

Consider the regular expression

$ab^*c \cup d$

How many of the strings below are in the language described by this regular expression?

ababc

abd

ac

abcd

Answer at [Pollevo.com/cs103](https://www.pollevo.com/cs103) or
text **CS103** to **22333** once to join, then **a number**.

Operator Precedence

- Here's the operator precedence for regular expressions, from highest to lowest:

(R)

R^*

R_1R_2

$R_1 \cup R_2$

Consider the regular expression
 $(a(b^*)c) \cup d$ **$ab^*c \cup d$**

How many of the strings below are in the language described by this regular expression?

$ababc$

abd

ac

$abcd$

Answer at [Pollevo.com/cs103](https://www.pollevo.com/cs103) or
text **CS103** to **22333** once to join, then **a number**.

Operator Precedence

- Here's the operator precedence for regular expressions, from highest to lowest:

(R)

R^*

R_1R_2

$R_1 \cup R_2$

Consider the regular expression
 $(a(b^*)c) \cup d$

$ab^*c \cup d$

How many of the strings below are in the language described by this regular expression?

$ababc$

abd

ac

$abcd$

Answer at [Pollevo.com/cs103](https://www.pollevo.com/cs103) or
text **CS103** to **22333** once to join, then **a number**.

Regular Expression Examples

- The regular expression **catUdog** represents the regular language { **cat**, **dog** }.
- The regular expression **booo*** represents the regular language { **boo**, **booo**, **boooo**, ... }.
- The regular expression **(candy!)*** represents the regular language { ϵ , **candy!**, **candy!candy!**, **candy!candy!candy!**, ... }.

Regular Expressions, Formally

- The **language of a regular expression** is the language described by that regular expression.
- Formally:
 - $\mathcal{L}(\epsilon) = \{\epsilon\}$
 - $\mathcal{L}(\emptyset) = \emptyset$
 - $\mathcal{L}(a) = \{a\}$
 - $\mathcal{L}(R_1R_2) = \mathcal{L}(R_1) \mathcal{L}(R_2)$
 - $\mathcal{L}(R_1 \cup R_2) = \mathcal{L}(R_1) \cup \mathcal{L}(R_2)$
 - $\mathcal{L}(R^*) = \mathcal{L}(R)^*$
 - $\mathcal{L}((R)) = \mathcal{L}(R)$

Worthwhile activity: Apply this recursive definition to

a(bUc)((d))

and see what you get.

Designing Regular Expressions

- Let $\Sigma = \{\mathbf{a}, \mathbf{b}\}$.
- Let $L = \{ w \in \Sigma^* \mid w \text{ contains } \mathbf{aa} \text{ as a substring} \}$.

Designing Regular Expressions

- Let $\Sigma = \{\mathbf{a}, \mathbf{b}\}$.
- Let $L = \{ w \in \Sigma^* \mid w \text{ contains } \mathbf{aa} \text{ as a substring} \}$.

$$(\mathbf{a} \cup \mathbf{b})^* \mathbf{aa} (\mathbf{a} \cup \mathbf{b})^*$$

Designing Regular Expressions

- Let $\Sigma = \{\mathbf{a}, \mathbf{b}\}$.
- Let $L = \{ w \in \Sigma^* \mid w \text{ contains } \mathbf{aa} \text{ as a substring} \}$.

$(\mathbf{a} \cup \mathbf{b})^* \mathbf{aa} (\mathbf{a} \cup \mathbf{b})^*$

Designing Regular Expressions

- Let $\Sigma = \{a, b\}$.
- Let $L = \{ w \in \Sigma^* \mid w \text{ contains } aa \text{ as a substring} \}$.

$(a \cup b)^*aa(a \cup b)^*$

bbabbaabab

aaaa

bbbbabbbbaabbbb

Designing Regular Expressions

- Let $\Sigma = \{\mathbf{a}, \mathbf{b}\}$.
- Let $L = \{ w \in \Sigma^* \mid w \text{ contains } \mathbf{aa} \text{ as a substring} \}$.

$(\mathbf{a} \cup \mathbf{b})^* \mathbf{aa} (\mathbf{a} \cup \mathbf{b})^*$

bbabbbbab

aaaa

bbbbabbbbaabbbb

Designing Regular Expressions

- Let $\Sigma = \{\mathbf{a}, \mathbf{b}\}$.
- Let $L = \{ w \in \Sigma^* \mid w \text{ contains } \mathbf{aa} \text{ as a substring} \}$.

$\Sigma^* \mathbf{aa} \Sigma^*$

bbabbb**aa****bab**

aaaa

bbbbbabbb**aa****bbbb**

Designing Regular Expressions

- Let $\Sigma = \{\mathbf{a}, \mathbf{b}\}$.
- Let $L = \{ w \in \Sigma^* \mid |w| = 4 \}$.

Designing Regular Expressions

Let $\Sigma = \{\mathbf{a}, \mathbf{b}\}$.

Let $L = \{ w \in \Sigma^* \mid |w| = 4 \}$.

The length of a
string w is
denoted $|w|$

Designing Regular Expressions

- Let $\Sigma = \{\mathbf{a}, \mathbf{b}\}$.
- Let $L = \{ w \in \Sigma^* \mid |w| = 4 \}$.

Designing Regular Expressions

- Let $\Sigma = \{\mathbf{a}, \mathbf{b}\}$.
- Let $L = \{ w \in \Sigma^* \mid |w| = 4 \}$.

$\Sigma\Sigma\Sigma\Sigma$

Designing Regular Expressions

- Let $\Sigma = \{\mathbf{a}, \mathbf{b}\}$.
- Let $L = \{ w \in \Sigma^* \mid |w| = 4 \}$.

$\Sigma\Sigma\Sigma\Sigma$

Designing Regular Expressions

- Let $\Sigma = \{\mathbf{a}, \mathbf{b}\}$.
- Let $L = \{ w \in \Sigma^* \mid |w| = 4 \}$.

$\Sigma\Sigma\Sigma\Sigma$

aaaa

baba

bbbb

baaa

Designing Regular Expressions

- Let $\Sigma = \{\mathbf{a}, \mathbf{b}\}$.
- Let $L = \{ w \in \Sigma^* \mid |w| = 4 \}$.

$\Sigma\Sigma\Sigma\Sigma$

$\mathbf{a}\mathbf{a}\mathbf{a}\mathbf{a}$

$\mathbf{b}\mathbf{a}\mathbf{b}\mathbf{a}$

$\mathbf{b}\mathbf{b}\mathbf{b}\mathbf{b}$

$\mathbf{b}\mathbf{a}\mathbf{a}\mathbf{a}$

Designing Regular Expressions

- Let $\Sigma = \{\mathbf{a}, \mathbf{b}\}$.
- Let $L = \{ w \in \Sigma^* \mid |w| = 4 \}$.

Σ^4

a**a****a****a**

b**a****b****a**

b**b****b****b**

b**a****a****a**

Designing Regular Expressions

- Let $\Sigma = \{\mathbf{a}, \mathbf{b}\}$.
- Let $L = \{ w \in \Sigma^* \mid |w| = 4 \}$.

Σ^4

aaaa

baba

bbbb

baaa

Designing Regular Expressions

- Let $\Sigma = \{\mathbf{a}, \mathbf{b}\}$.
- Let $L = \{ w \in \Sigma^* \mid w \text{ contains at most one } \mathbf{a} \}$.

Which of the following is a regular expression for L ?

A. $\Sigma^* \mathbf{a} \Sigma^*$

B. $\mathbf{b}^* \mathbf{a} \mathbf{b}^* \cup \mathbf{b}^*$

C. $\mathbf{b}^* (\mathbf{a} \cup \epsilon) \mathbf{b}^*$

D. $\mathbf{b}^* \mathbf{a}^* \mathbf{b}^* \cup \mathbf{b}^*$

E. $\mathbf{b}^* (\mathbf{a}^* \cup \epsilon) \mathbf{b}^*$

F. None of the above, or two or more of the above.

Answer at [Pollevo.com/cs103](https://www.pollevo.com/cs103) or
text **CS103** to **22333** once to join, then **A, B, C, D, E, or F**.

Designing Regular Expressions

- Let $\Sigma = \{\mathbf{a}, \mathbf{b}\}$.
- Let $L = \{ w \in \Sigma^* \mid w \text{ contains at most one } \mathbf{a} \}$.

Which of the following is a regular expression for L ?

A. ~~$\Sigma^* \mathbf{a} \Sigma^*$~~

B. $\mathbf{b}^* \mathbf{a} \mathbf{b}^* \cup \mathbf{b}^*$

C. $\mathbf{b}^* (\mathbf{a} \cup \epsilon) \mathbf{b}^*$

D. ~~$\mathbf{b}^* \mathbf{a}^* \mathbf{b}^* \cup \mathbf{b}^*$~~

E. ~~$\mathbf{b}^* (\mathbf{a}^* \cup \epsilon) \mathbf{b}^*$~~

F. None of the above, or two or more of the above.

Answer at [Pollevo.com/cs103](https://www.pollevo.com/cs103) or
text **CS103** to **22333** once to join, then **A, B, C, D, E, or F**.

Designing Regular Expressions

- Let $\Sigma = \{\mathbf{a}, \mathbf{b}\}$.
- Let $L = \{ w \in \Sigma^* \mid w \text{ contains at most one } \mathbf{a} \}$.

$$\mathbf{b^*(a \cup \epsilon)b^*}$$

Designing Regular Expressions

- Let $\Sigma = \{\mathbf{a}, \mathbf{b}\}$.
- Let $L = \{ w \in \Sigma^* \mid w \text{ contains at most one } \mathbf{a} \}$.

$\mathbf{b}^* (\mathbf{a} \cup \epsilon) \mathbf{b}^*$

Designing Regular Expressions

- Let $\Sigma = \{\mathbf{a}, \mathbf{b}\}$.
- Let $L = \{ w \in \Sigma^* \mid w \text{ contains at most one } \mathbf{a} \}$.

$b^*(a \cup \epsilon)b^*$

bbbbabbb

bbbbbb

abbb

a

Designing Regular Expressions

- Let $\Sigma = \{\mathbf{a}, \mathbf{b}\}$.
- Let $L = \{ w \in \Sigma^* \mid w \text{ contains at most one } \mathbf{a} \}$.

$\mathbf{b}^* (\mathbf{a} \cup \epsilon) \mathbf{b}^*$

$\mathbf{b}^* \mathbf{a} \mathbf{b}^*$

$\mathbf{b}^* \mathbf{b}^*$

$\mathbf{a} \mathbf{b}^*$

\mathbf{a}

Designing Regular Expressions

- Let $\Sigma = \{\mathbf{a}, \mathbf{b}\}$.
- Let $L = \{ w \in \Sigma^* \mid w \text{ contains at most one } \mathbf{a} \}$.

b*a?b*

bbbbabbb

bbbbbb

abbb

a

A More Elaborate Design

- Let $\Sigma = \{ \mathbf{a}, \mathbf{\cdot}, \mathbf{@} \}$, where \mathbf{a} represents “some letter.”
- Let's make a regex for email addresses.

A More Elaborate Design

- Let $\Sigma = \{ \mathbf{a}, \mathbf{.}, \mathbf{@} \}$, where \mathbf{a} represents “some letter.”
- Let's make a regex for email addresses.

cs103@cs.stanford.edu

first.middle.last@mail.site.org

dot.at@dot.com

A More Elaborate Design

- Let $\Sigma = \{ \mathbf{a}, \cdot, @ \}$, where **a** represents “some letter.”
- Let's make a regex for email addresses.

cs103@cs.stanford.edu

first.middle.last@mail.site.org

dot.at@dot.com

A More Elaborate Design

- Let $\Sigma = \{ \mathbf{a}, \cdot, @ \}$, where **a** represents “some letter.”
- Let's make a regex for email addresses.

aa*

cs103@cs.stanford.edu

first.middle.last@mail.site.org

dot.at@dot.com

A More Elaborate Design

- Let $\Sigma = \{ \mathbf{a}, \cdot, @ \}$, where **a** represents “some letter.”
- Let's make a regex for email addresses.

aa*

cs103@cs.stanford.edu

first.**middle**.**last**@mail.site.org

dot.**at**@dot.com

A More Elaborate Design

- Let $\Sigma = \{ \mathbf{a}, \mathbf{.}, \mathbf{@} \}$, where **a** represents “some letter.”
- Let's make a regex for email addresses.

aa*(.aa*)*

cs103@cs.stanford.edu

first.middle.last@mail.site.org

dot.at@dot.com

A More Elaborate Design

- Let $\Sigma = \{ \mathbf{a}, \mathbf{.}, \mathbf{@} \}$, where **a** represents “some letter.”
- Let's make a regex for email addresses.

aa*(.aa*)*

cs103@cs.stanford.edu

first.middle.last@mail.site.org

dot.at@dot.com

A More Elaborate Design

- Let $\Sigma = \{ \mathbf{a}, \mathbf{.}, \mathbf{@} \}$, where **a** represents “some letter.”
- Let's make a regex for email addresses.

aa*(.aa*)*@

cs103@cs.stanford.edu

first.middle.last@mail.site.org

dot.at@dot.com

A More Elaborate Design

- Let $\Sigma = \{ \mathbf{a}, \mathbf{.}, \mathbf{@} \}$, where **a** represents “some letter.”
- Let's make a regex for email addresses.

aa*(.aa*)*@

cs103@cs.stanford.edu

first.middle.last@mail.site.org

dot.at@dot.com

A More Elaborate Design

- Let $\Sigma = \{ \mathbf{a}, \mathbf{.}, \mathbf{@} \}$, where **a** represents “some letter.”
- Let's make a regex for email addresses.

aa*(.aa*)*@aa*.aa*

cs103@cs.stanford.edu

first.middle.last@mail.site.org

dot.at@dot.com

A More Elaborate Design

- Let $\Sigma = \{ \mathbf{a}, \mathbf{.}, \mathbf{@} \}$, where **a** represents “some letter.”
- Let's make a regex for email addresses.

aa*(.aa*)*@aa*.aa*

cs103@cs.stanford.edu

first.middle.last@mail.site.org

dot.at@dot.com

A More Elaborate Design

- Let $\Sigma = \{ \mathbf{a}, \mathbf{.}, \mathbf{@} \}$, where **a** represents “some letter.”
- Let's make a regex for email addresses.

aa*(.aa*)*@aa*.aa*(.aa*)*

cs103@cs.stanford.edu

first.middle.last@mail.site.org

dot.at@dot.com

A More Elaborate Design

- Let $\Sigma = \{ \mathbf{a}, \mathbf{.}, \mathbf{@} \}$, where **a** represents “some letter.”
- Let's make a regex for email addresses.

```
aa*(.aa*)*@aa*.aa*(.aa*)*
```

cs103@cs.stanford.edu

first.middle.last@mail.site.org

dot.at@dot.com

A More Elaborate Design

- Let $\Sigma = \{ \mathbf{a}, \mathbf{.}, \mathbf{@} \}$, where **a** represents “some letter.”
- Let's make a regex for email addresses.

```
a+ (.aa*)*@aa*.aa*(.aa*)*
```

cs103@cs.stanford.edu

first.middle.last@mail.site.org

dot.at@dot.com

A More Elaborate Design

- Let $\Sigma = \{ \mathbf{a}, \mathbf{.}, \mathbf{@} \}$, where **a** represents “some letter.”
- Let's make a regex for email addresses.

a⁺ (.aa*)* @aa*.aa*(.aa*)*

cs103@cs.stanford.edu

first.middle.last@mail.site.org

dot.at@dot.com

A More Elaborate Design

- Let $\Sigma = \{ \mathbf{a}, \mathbf{.}, \mathbf{@} \}$, where **a** represents “some letter.”
- Let's make a regex for email addresses.

a⁺ **(.a⁺)^{*}** **@** **a⁺** **.a⁺** **(.a⁺)^{*}**

cs103@cs.stanford.edu

first.middle.last@mail.site.org

dot.at@dot.com

A More Elaborate Design

- Let $\Sigma = \{ \mathbf{a}, \mathbf{.}, \mathbf{@} \}$, where \mathbf{a} represents “some letter.”
- Let's make a regex for email addresses.

$\mathbf{a}^+ (\mathbf{.a}^+)^* \mathbf{@} \mathbf{a}^+ \boxed{\mathbf{.a}^+ (\mathbf{.a}^+)^*}$

cs103@cs.stanford.edu

first.middle.last@mail.site.org

dot.at@dot.com

A More Elaborate Design

- Let $\Sigma = \{ \mathbf{a}, \mathbf{.}, \mathbf{@} \}$, where \mathbf{a} represents “some letter.”
- Let's make a regex for email addresses.

$\mathbf{a}^+ (\mathbf{.a}^+)^* \mathbf{@} \mathbf{a}^+ \boxed{\mathbf{.a}^+ (\mathbf{.a}^+)^*}$

cs103@cs.stanford.edu

first.middle.last@mail.site.org

dot.at@dot.com

A More Elaborate Design

- Let $\Sigma = \{ \mathbf{a}, \mathbf{.}, \mathbf{@} \}$, where **a** represents “some letter.”
- Let's make a regex for email addresses.

a⁺ **(.a**⁺**)*** **@** **a**⁺ **(.a**⁺**)***

cs103@cs.stanford.edu

first.middle.last@mail.site.org

dot.at@dot.com

A More Elaborate Design

- Let $\Sigma = \{ \mathbf{a}, \mathbf{.}, \mathbf{@} \}$, where \mathbf{a} represents “some letter.”
- Let's make a regex for email addresses.

$\mathbf{a}^+ (\mathbf{.a}^+)^* \mathbf{@} \mathbf{a}^+ (\mathbf{.a}^+)^+$

cs103@cs.stanford.edu

first.middle.last@mail.site.org

dot.at@dot.com

A More Elaborate Design

- Let $\Sigma = \{ \mathbf{a}, \mathbf{.}, \mathbf{@} \}$, where \mathbf{a} represents “some letter.”
- Let's make a regex for email addresses.

$\mathbf{a}^+ (\mathbf{.a}^+)^* \mathbf{@} \mathbf{a}^+ (\mathbf{.a}^+)^+$

cs103@cs.stanford.edu

first.middle.last@mail.site.org

dot.at@dot.com

A More Elaborate Design

- Let $\Sigma = \{ \mathbf{a}, \mathbf{.}, \mathbf{@} \}$, where \mathbf{a} represents “some letter.”
- Let's make a regex for email addresses.

$\mathbf{a^+}(\mathbf{.a^+})^*\mathbf{@a^+}(\mathbf{.a^+})^+$

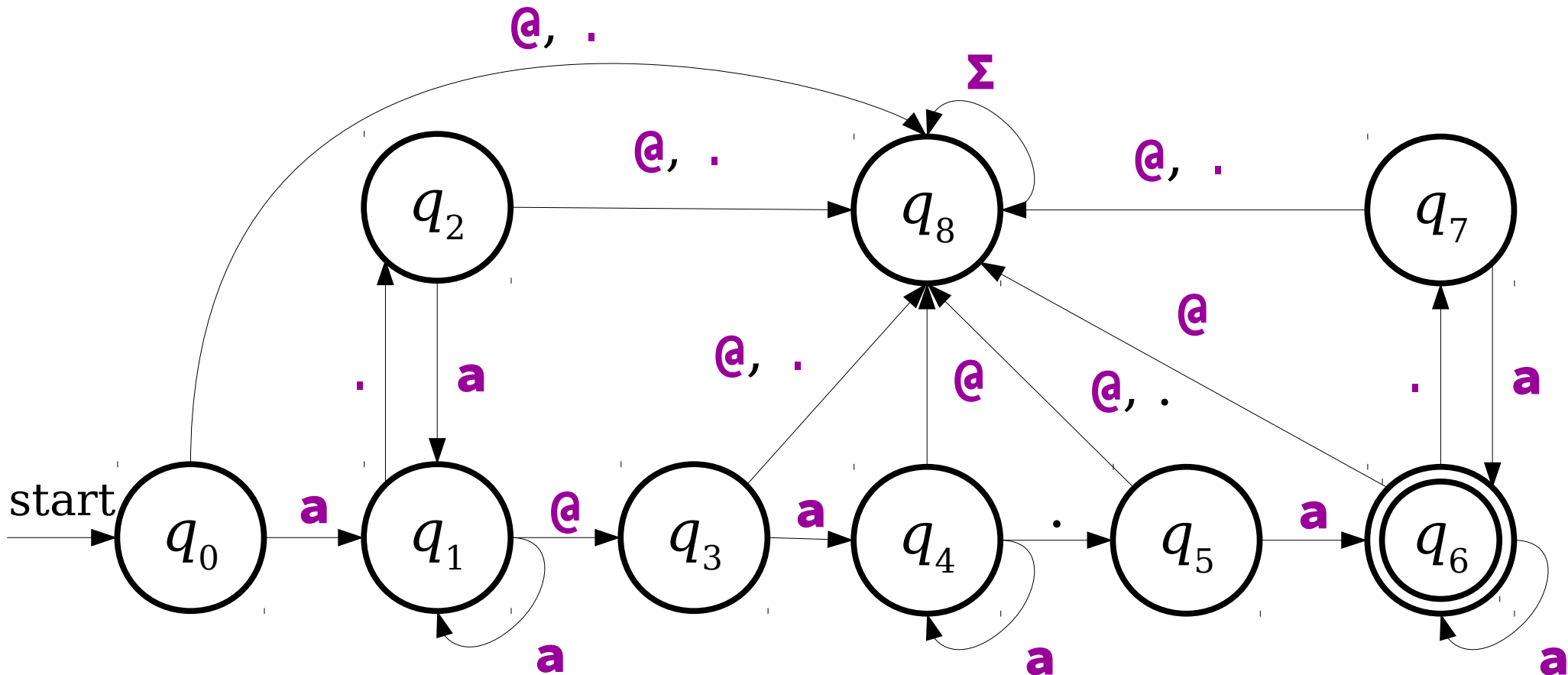
cs103@cs.stanford.edu

first.middle.last@mail.site.org

dot.at@dot.com

For Comparison

$a^+ (\cdot a^+) * @ a^+ (\cdot a^+)^+$



Shorthand Summary

- R^n is shorthand for $RR \dots R$ (n times).
 - Edge case: define $R^0 = \varepsilon$.
- Σ is shorthand for “any character in Σ .”
- $R?$ is shorthand for $(R \cup \varepsilon)$, meaning “zero or one copies of R .”
- R^+ is shorthand for RR^* , meaning “one or more copies of R .”

Are DFAs (or, equivalently, NFAs) equivalent to RegExes?

- To show this, we would need to show:

L is Regular



You can write a Regular Expression for L

- Let's think about each direction of this iff

The Power of Regular Expressions

Theorem: If R is a regular expression, then $\mathcal{L}(R)$ is regular.

Proof idea: Use induction!

- The atomic regular expressions all represent regular languages.
- The combination steps represent closure properties.
- So anything you can make from them must be regular!

Thompson's Algorithm

- In practice, many regex matchers use an algorithm called ***Thompson's algorithm*** to convert regular expressions into NFAs (and, from there, to DFAs).
 - Read Sipser if you're curious!
- ***Fun fact:*** the “Thompson” here is Ken Thompson, one of the co-inventors of Unix!

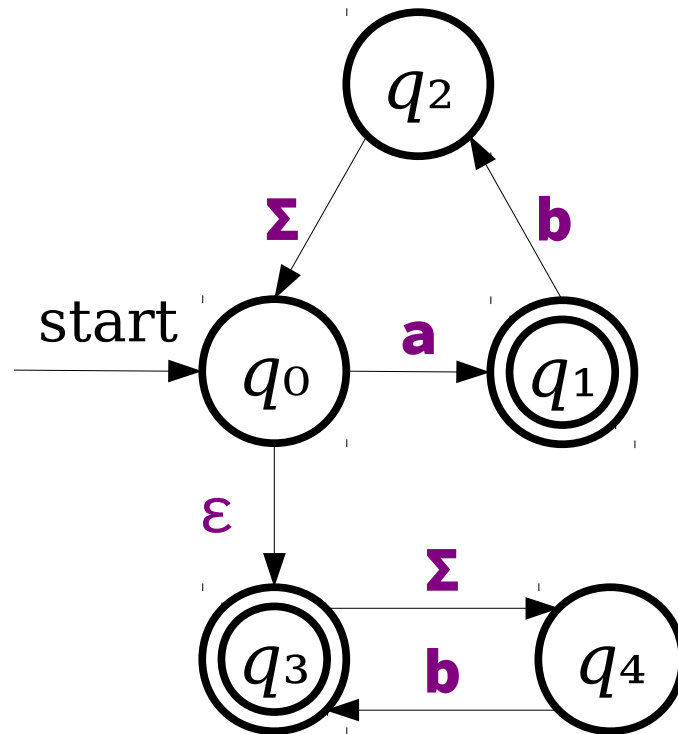
The Power of Regular Expressions

Theorem: If L is a regular language, then there is a regular expression for L .

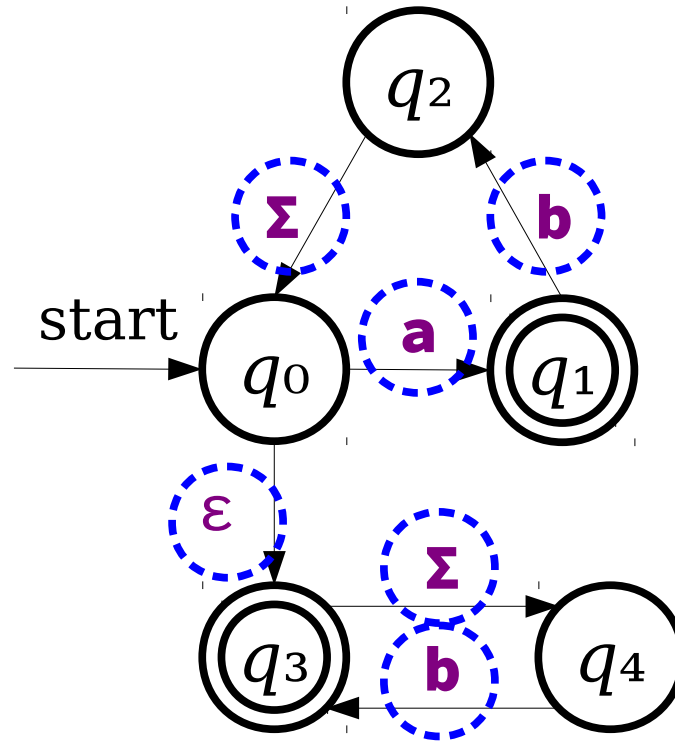
This is not obvious!

Proof idea: Pick an arbitrary NFA. Show how to convert that NFA into a regular expression.

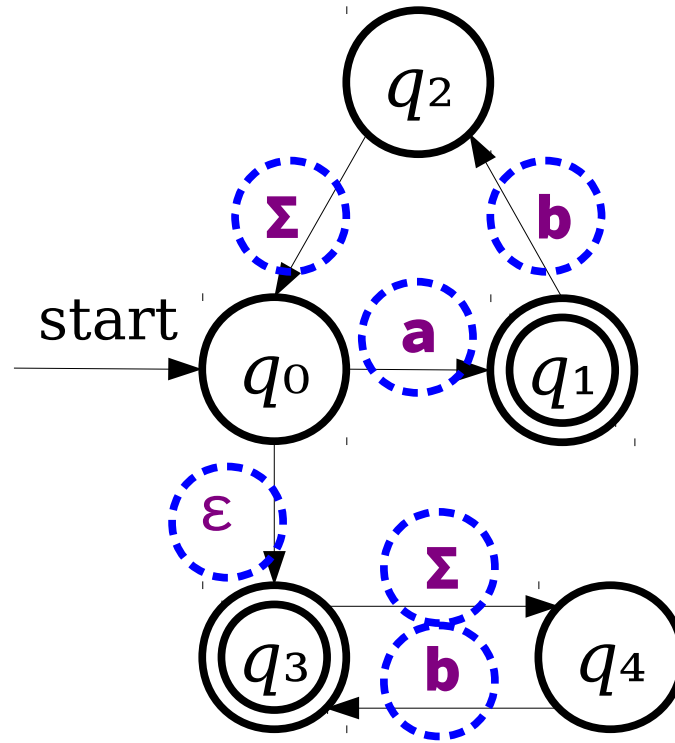
Generalizing NFAs



Generalizing NFAs

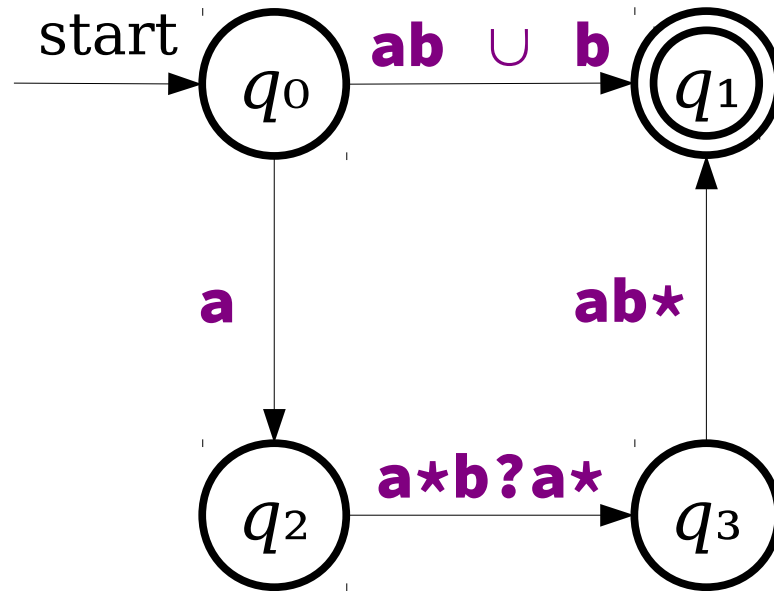


Generalizing NFAs

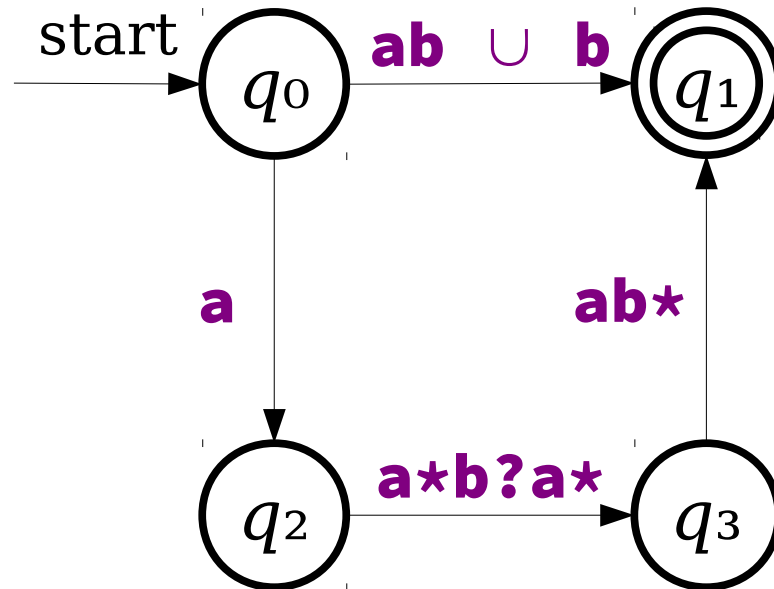


These are all regular expressions!

Generalizing NFAs

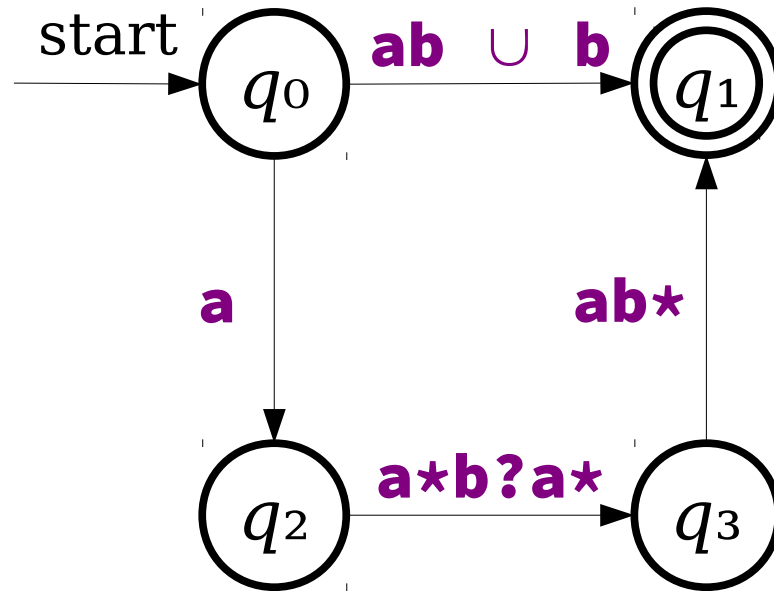


Generalizing NFAs



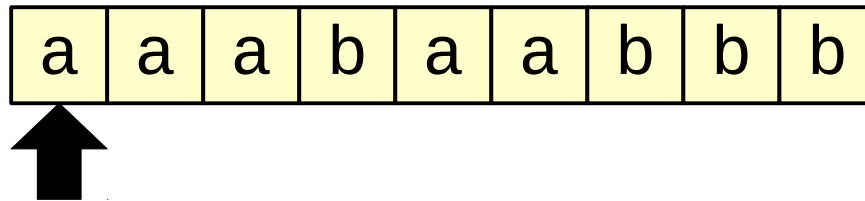
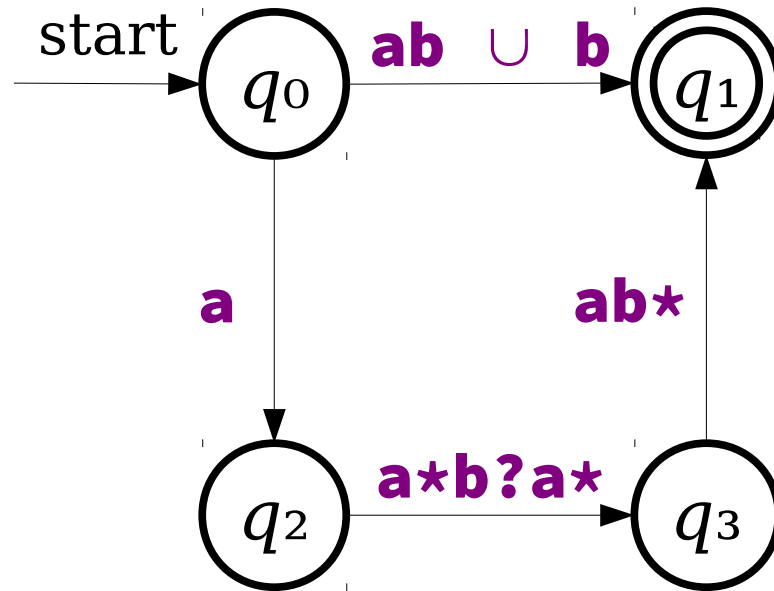
Note: Actual NFAs aren't allowed to have transitions like these. This is just a thought experiment.

Generalizing NFAs

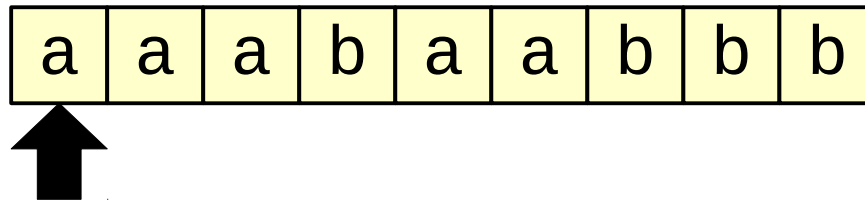
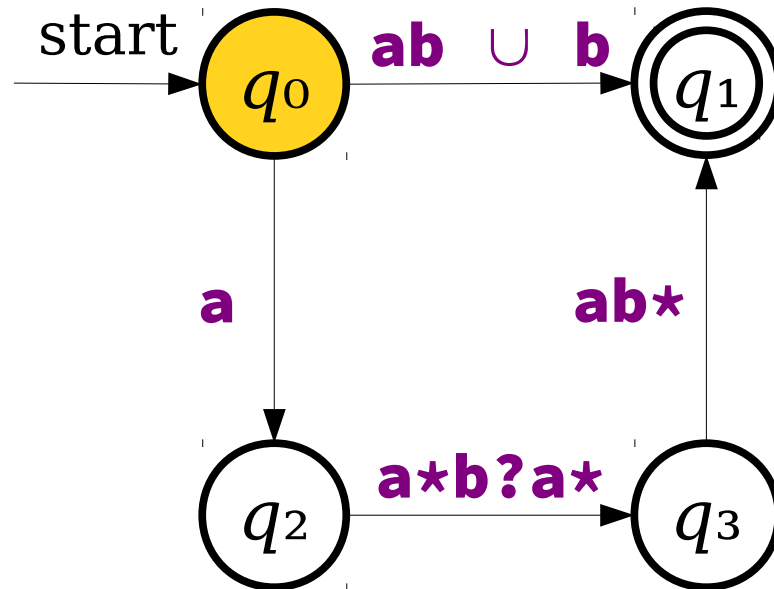


a	a	a	b	a	a	b	b	b
---	---	---	---	---	---	---	---	---

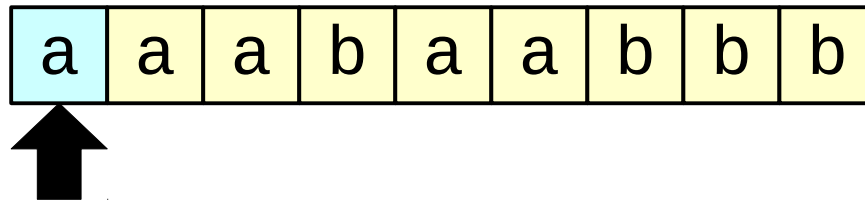
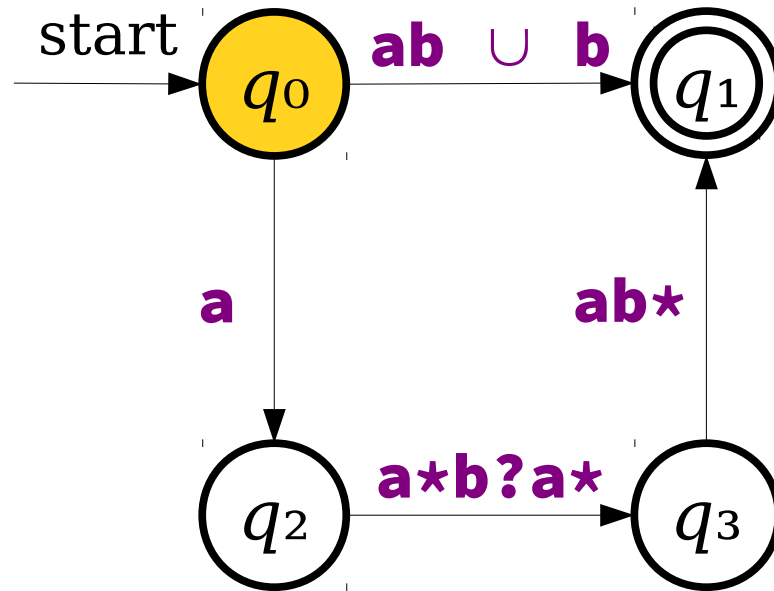
Generalizing NFAs



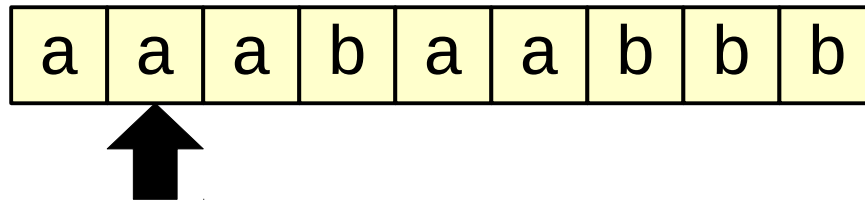
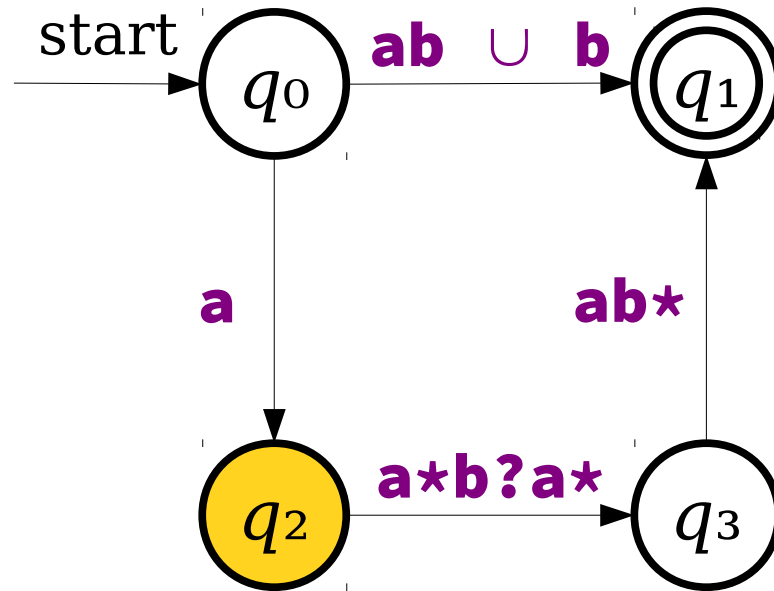
Generalizing NFAs



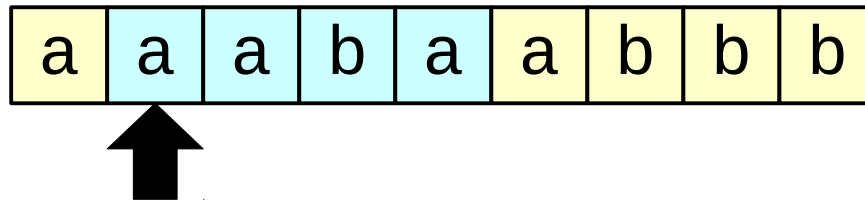
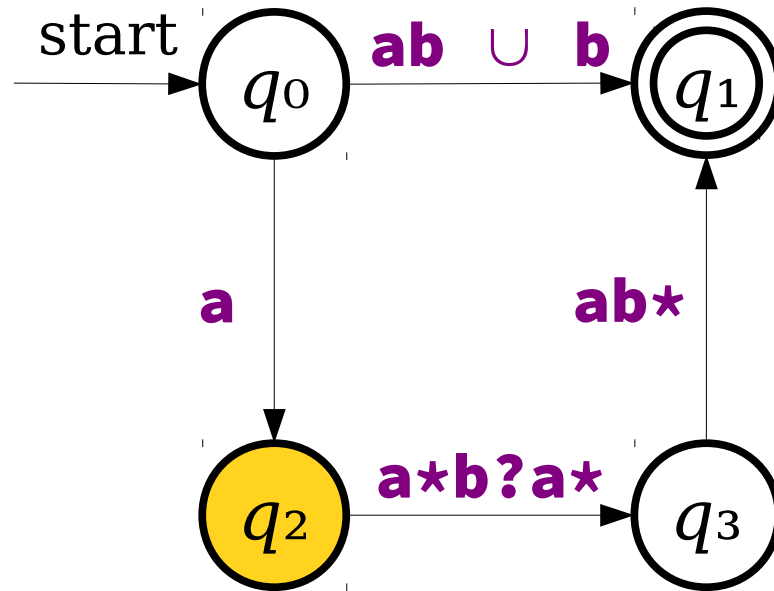
Generalizing NFAs



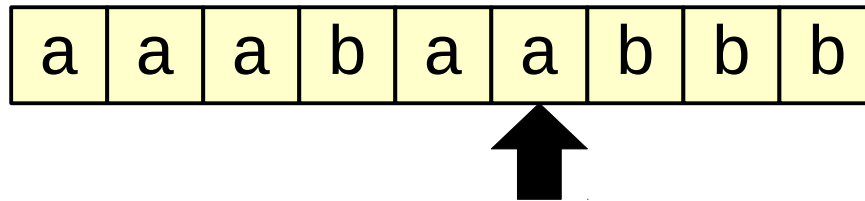
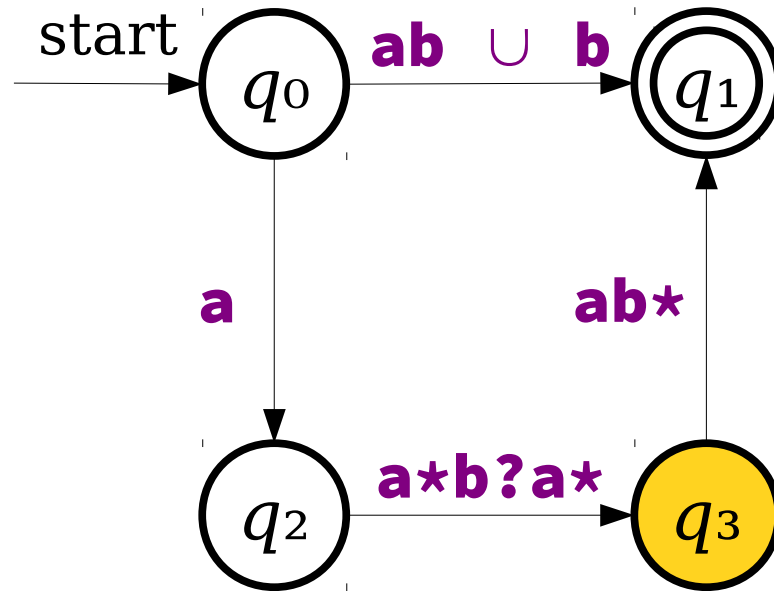
Generalizing NFAs



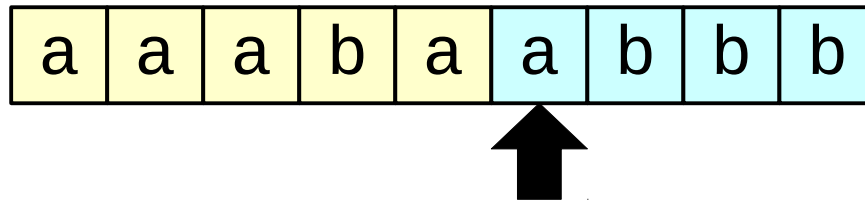
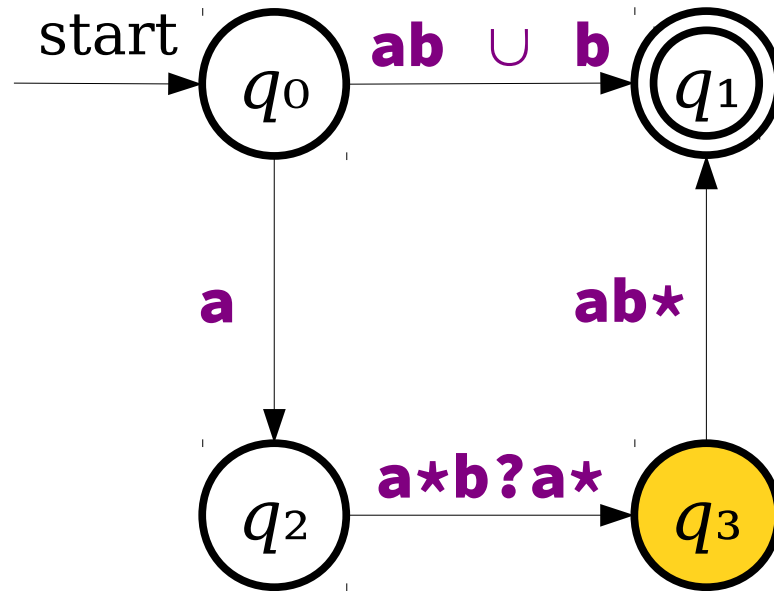
Generalizing NFAs



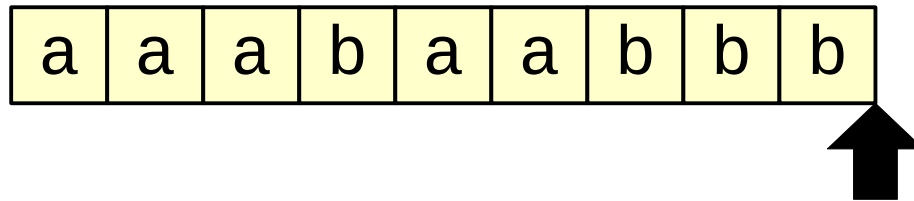
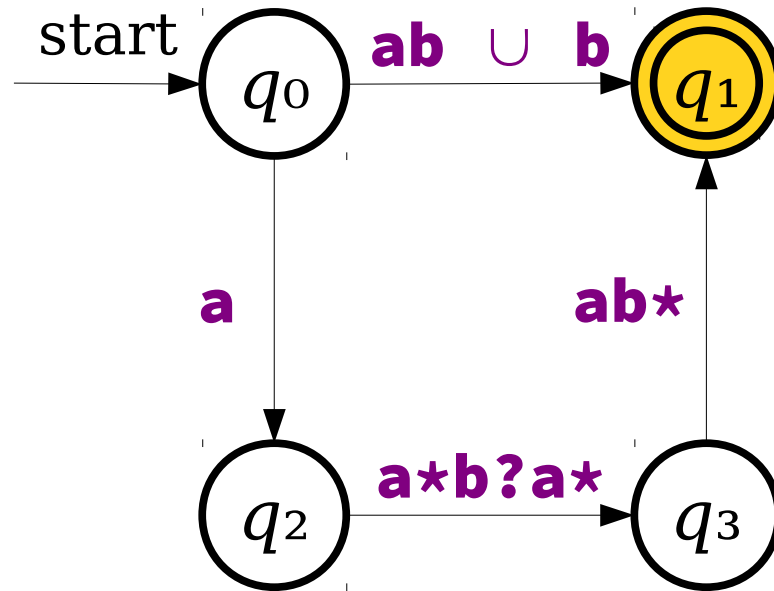
Generalizing NFAs



Generalizing NFAs

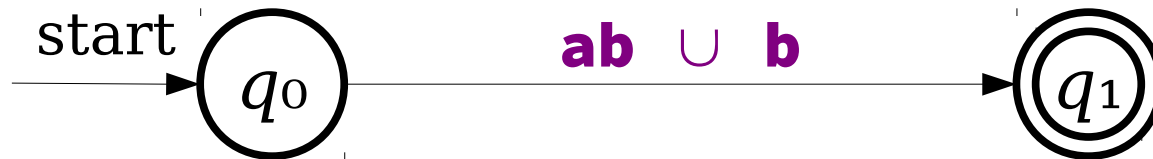


Generalizing NFAs



Key Idea 1: Imagine that we can label transitions in an NFA with arbitrary regular expressions.

Generalizing NFAs

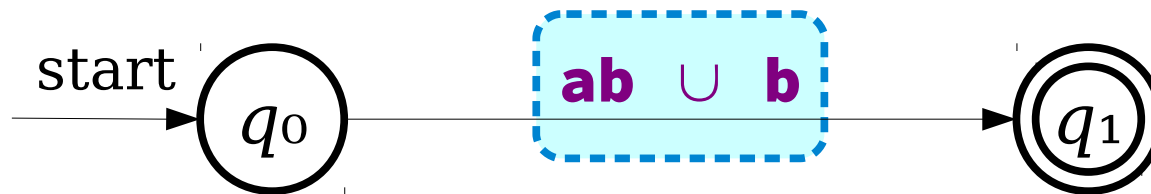


Generalizing NFAs



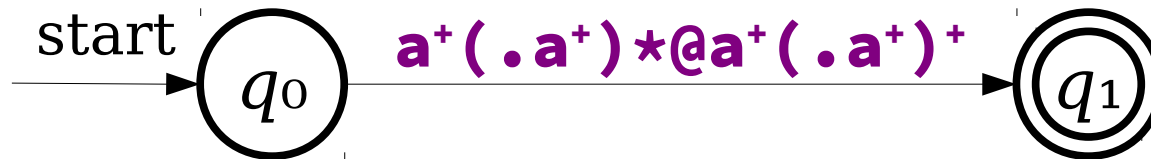
Is there a simple regular expression for the language of this generalized NFA?

Generalizing NFAs

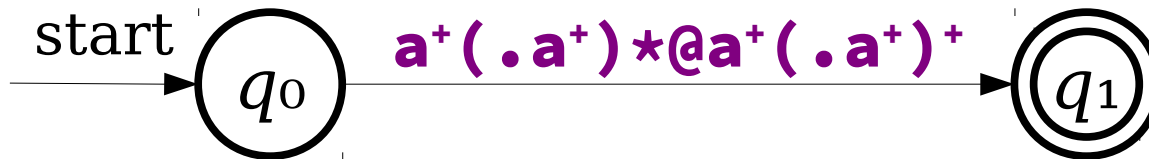


Is there a simple regular expression for the language of this generalized NFA?

Generalizing NFAs

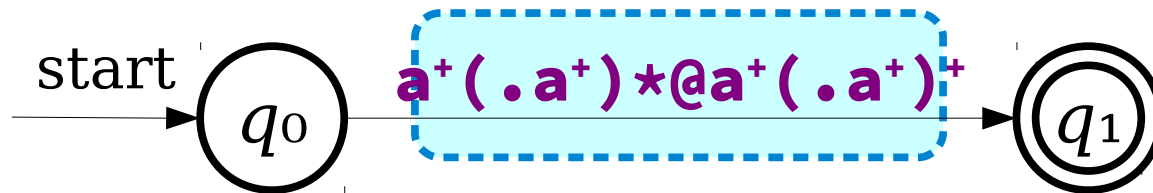


Generalizing NFAs



Is there a simple regular expression for the language of this generalized NFA?

Generalizing NFAs



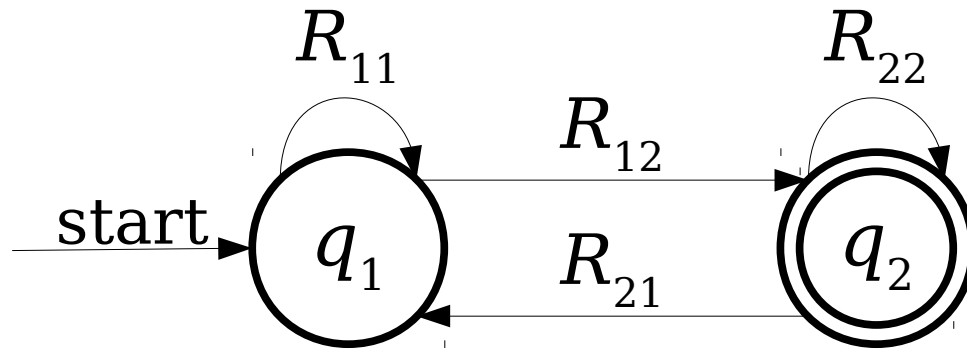
Is there a simple regular expression for the language of this generalized NFA?

Key Idea 2: If we can convert an NFA into a generalized NFA that looks like this...

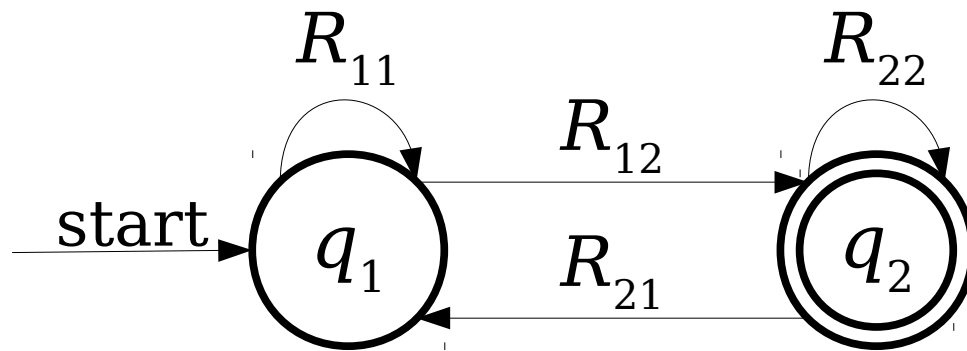


...then we can easily read off a regular expression for the original NFA.

From NFAs to Regular Expressions

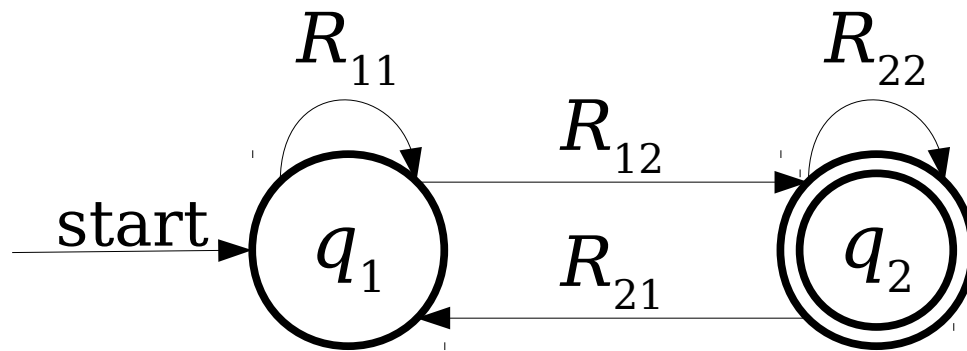


From NFAs to Regular Expressions



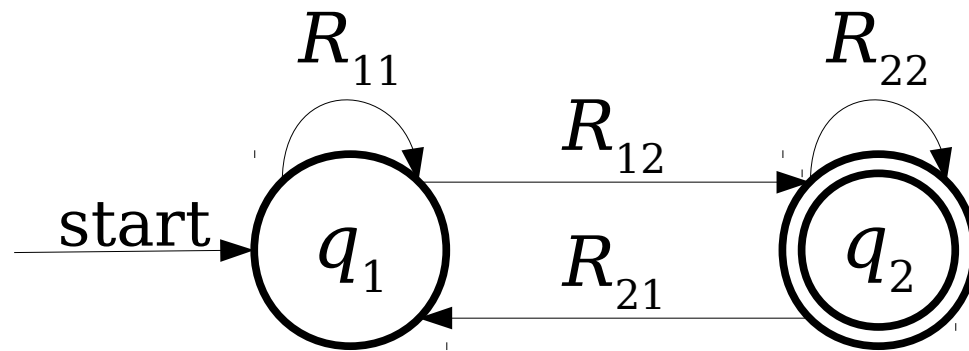
Here, R_{11} , R_{12} , R_{21} , and R_{22} are arbitrary regular expressions.

From NFAs to Regular Expressions

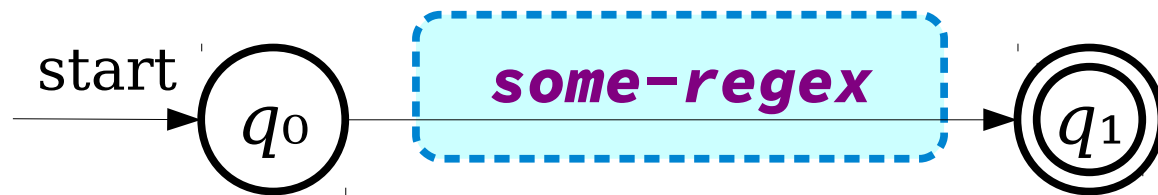


Question: Can we get a clean regular expression from this NFA?

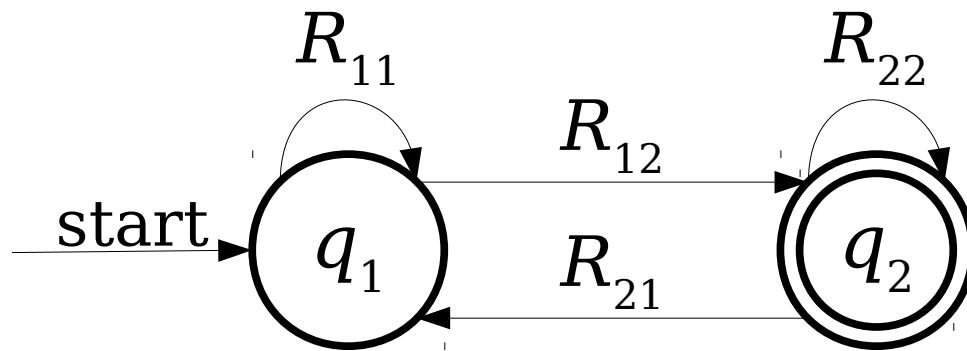
From NFAs to Regular Expressions



Key Idea 3: Somehow transform this NFA so that it looks like this:

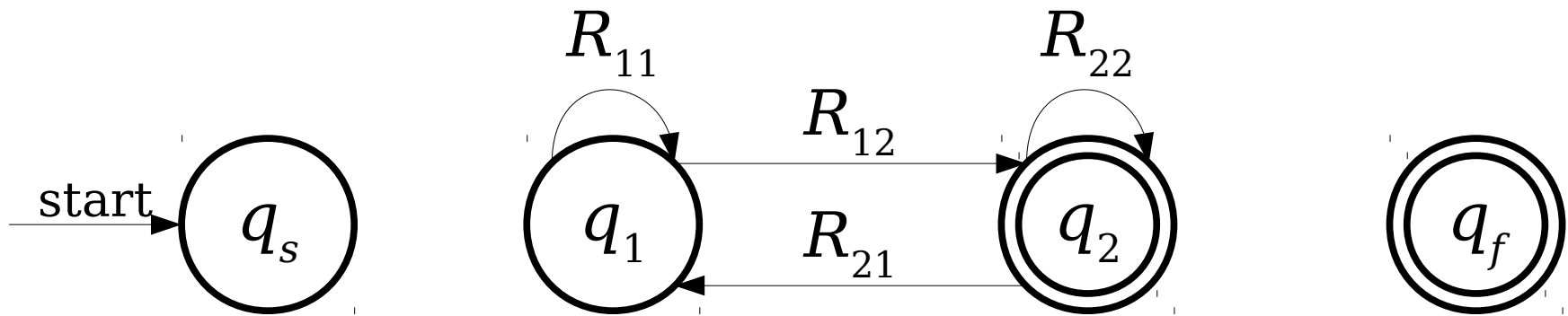


From NFAs to Regular Expressions

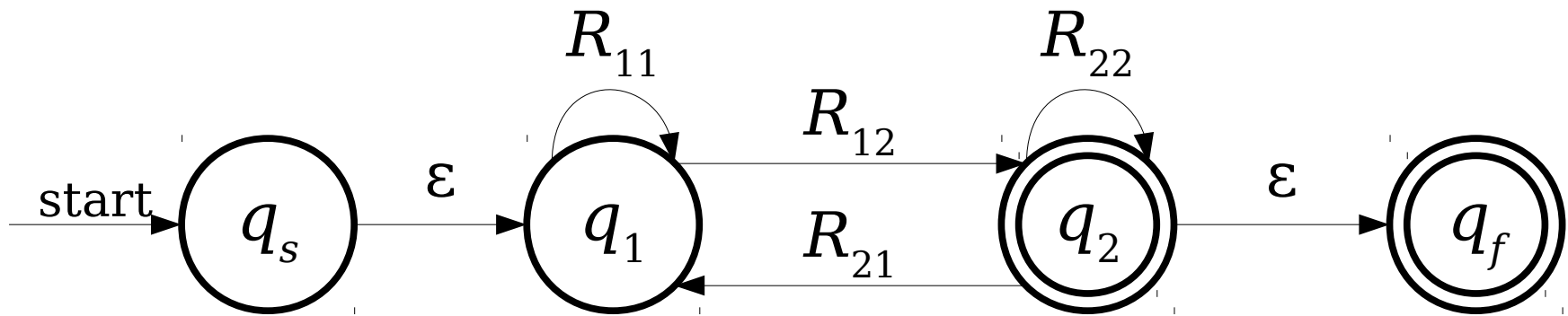


The first step is going to be a bit weird...

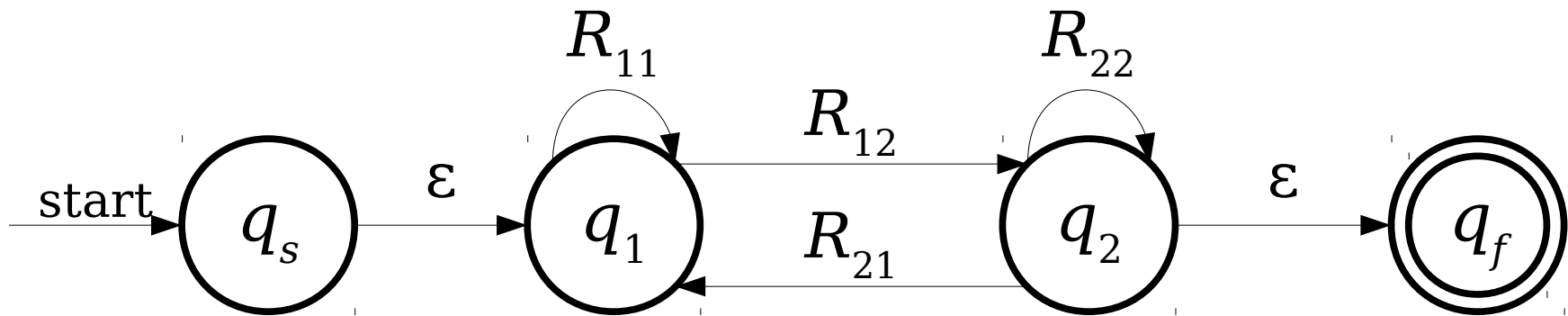
From NFAs to Regular Expressions



From NFAs to Regular Expressions

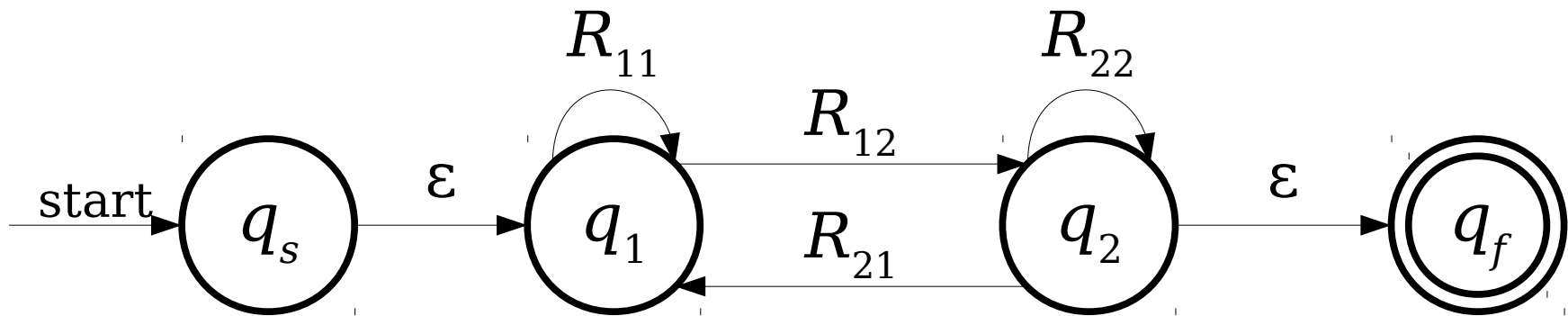


From NFAs to Regular Expressions



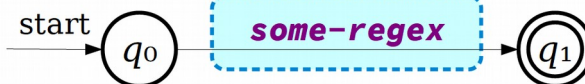
Step 1: Add new start state and new accept state, connect them to old start/accept states via epsilon edges, “demote” old accept states.

From NFAs to Regular Expressions

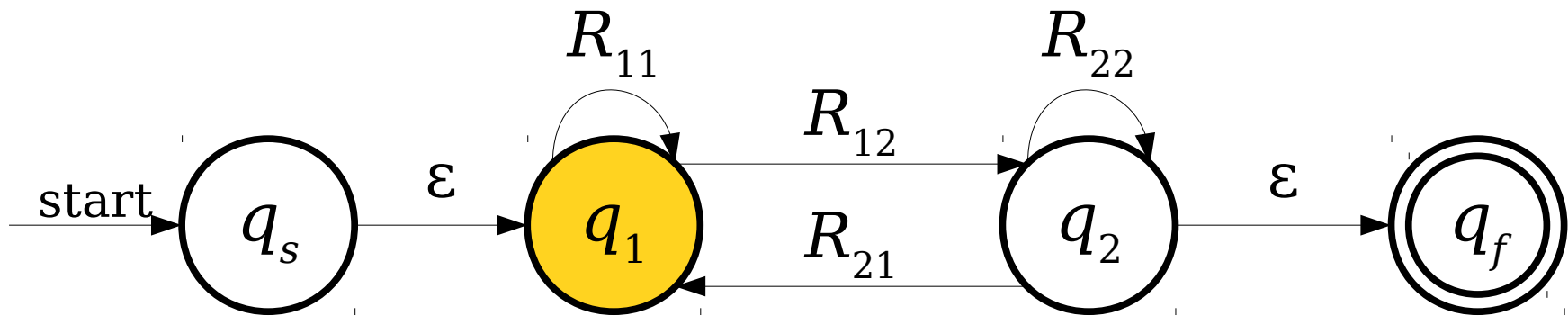


This NFA got bigger,
not simpler as was
our goal. :-)

Key Idea 3: Somehow transform this NFA so that it looks like this:



From NFAs to Regular Expressions

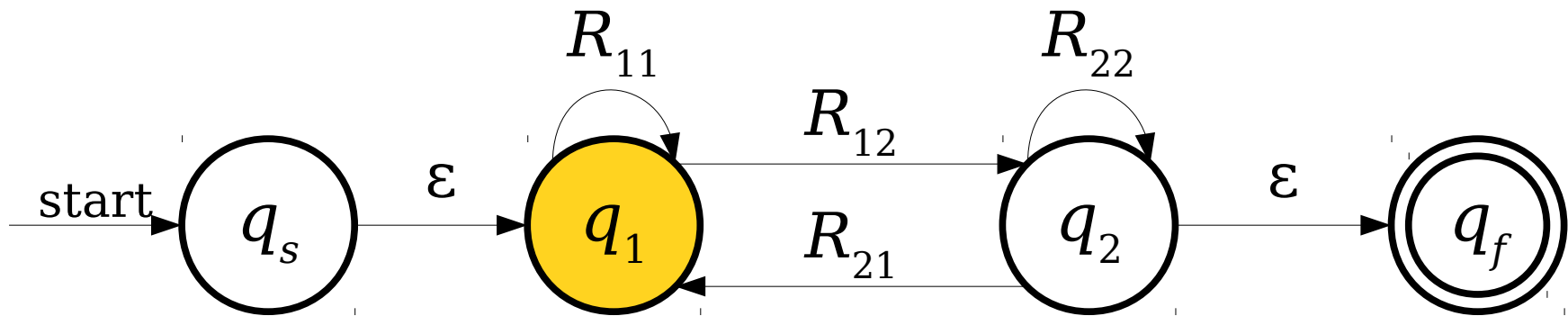


Step 2: Pick one state at a time, and vote it off the island (i.e., remove it from the NFA), until we reach the goal.

Key Idea 3: Somehow transform this NFA so that it looks like this:

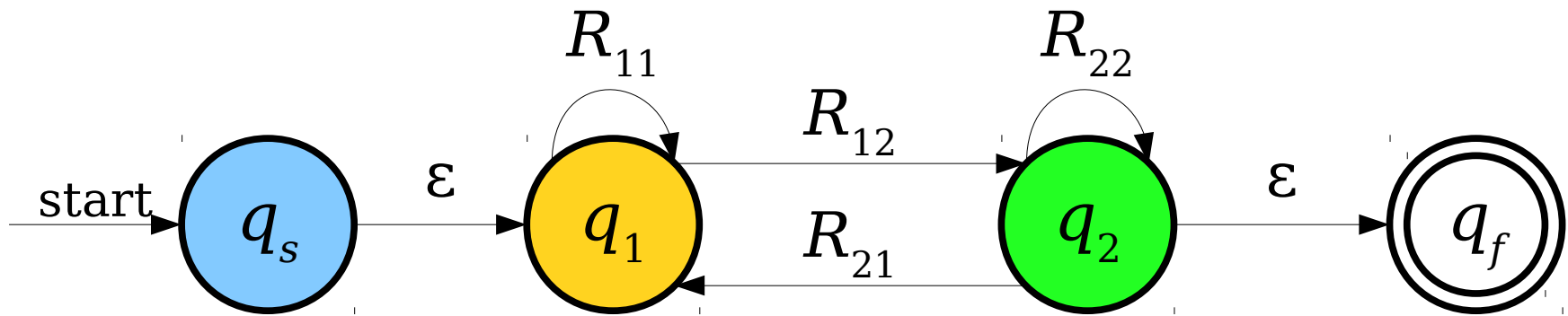


From NFAs to Regular Expressions

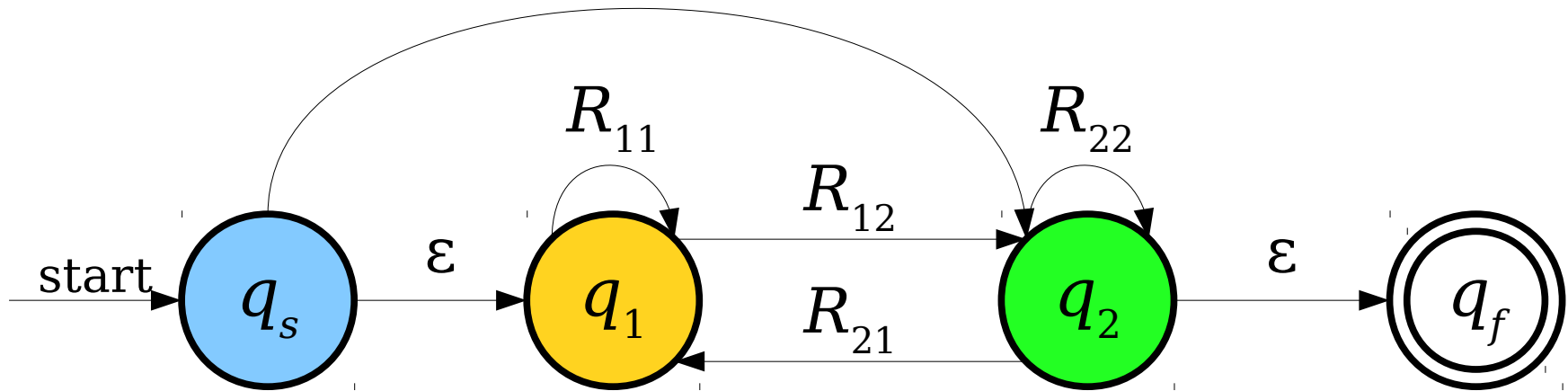


How could we eliminate this state from the NFA without its changing behavior?

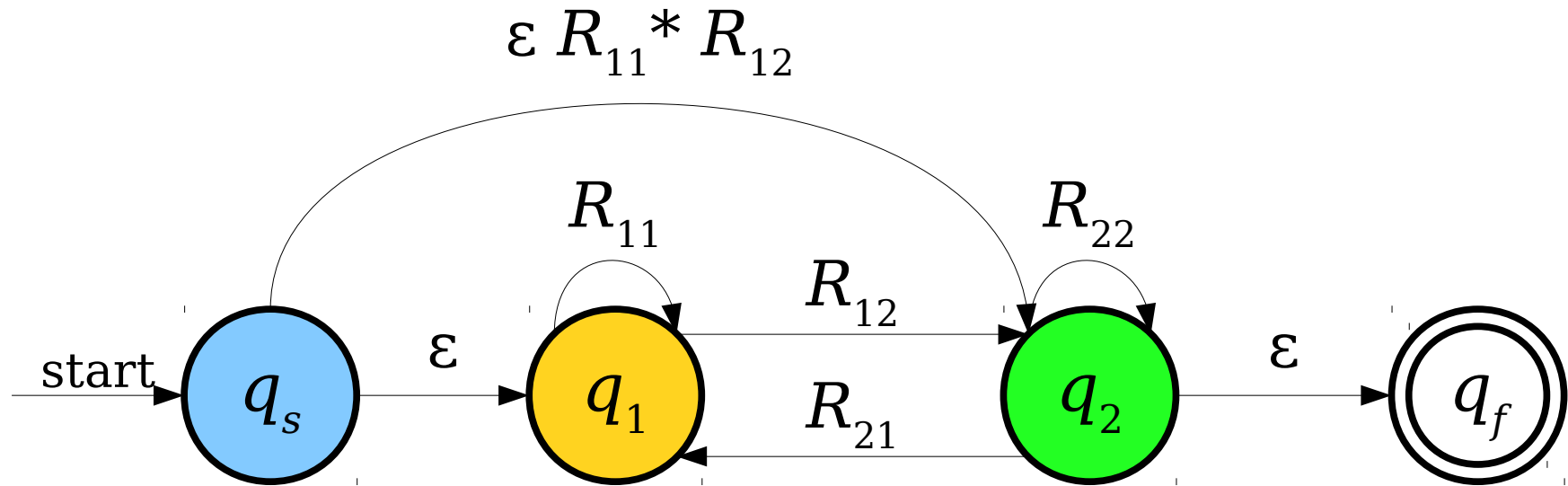
From NFAs to Regular Expressions



From NFAs to Regular Expressions

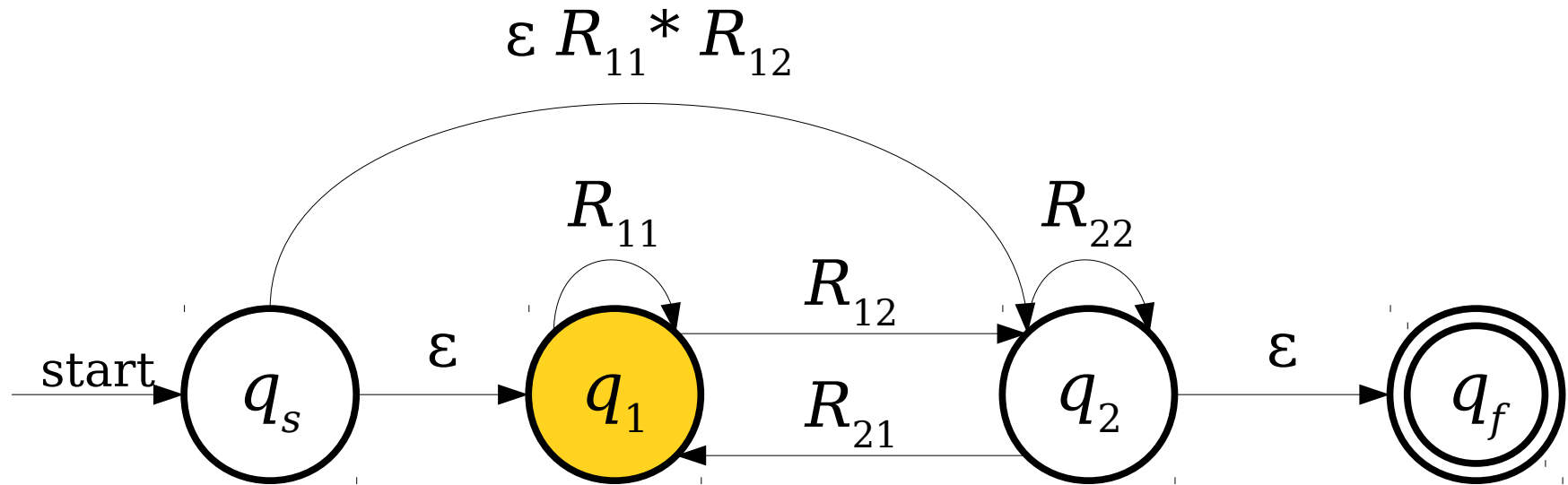


From NFAs to Regular Expressions

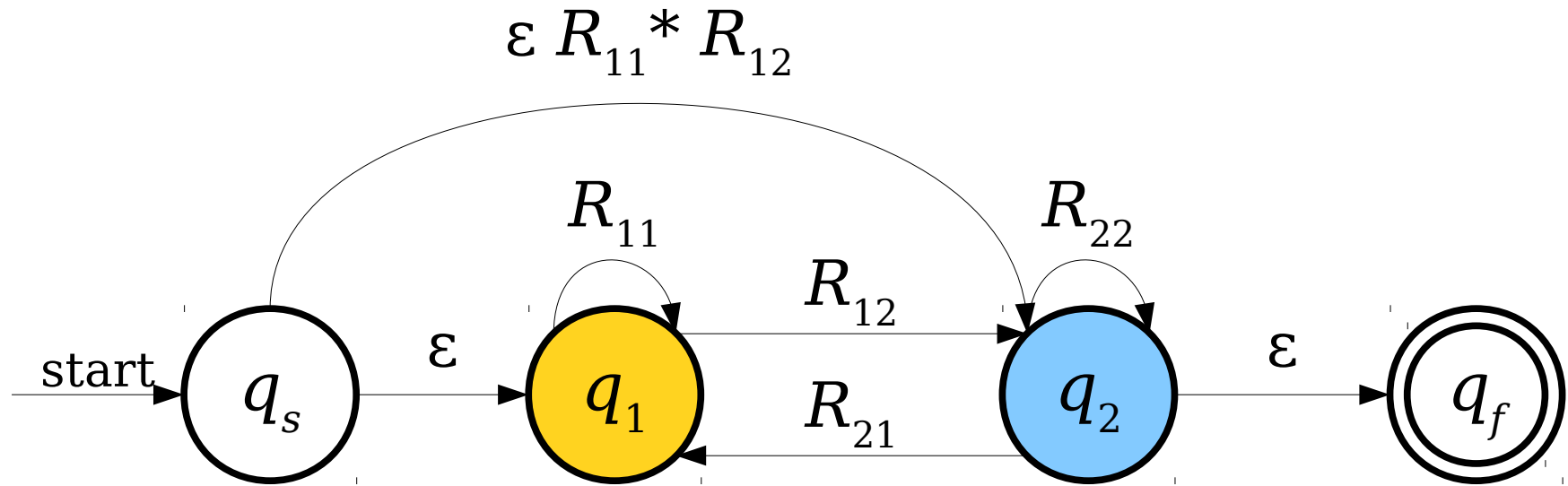


Note: We're using **concatenation** and **Kleene closure** in order to skip this state.

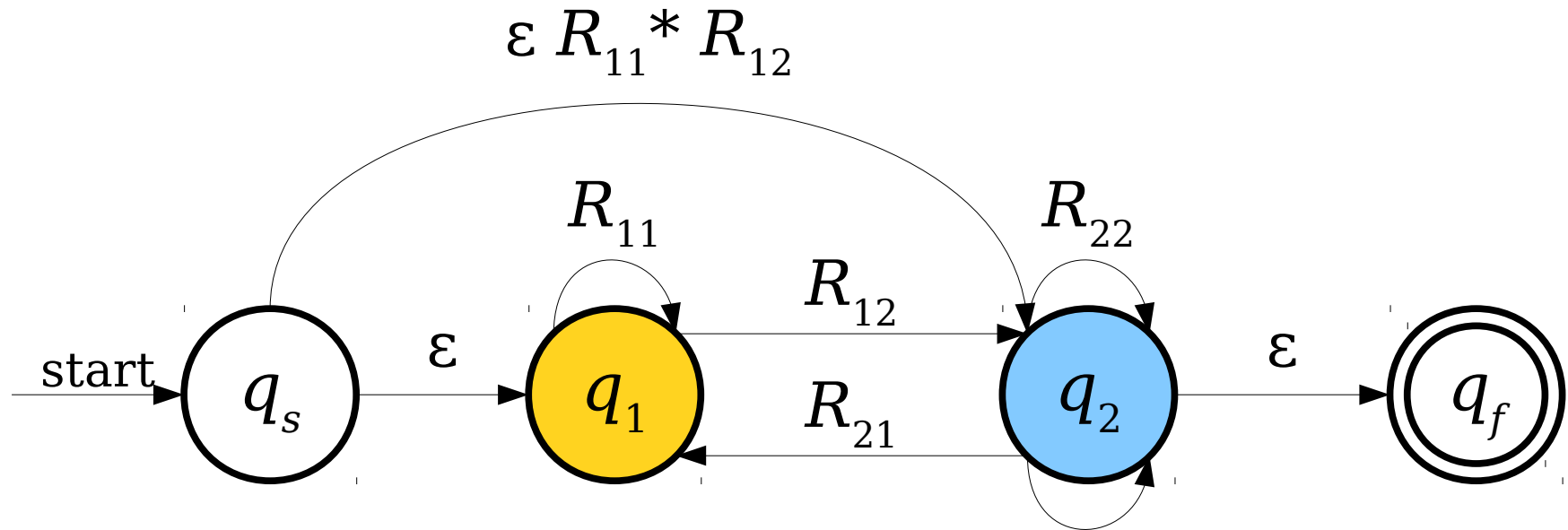
From NFAs to Regular Expressions



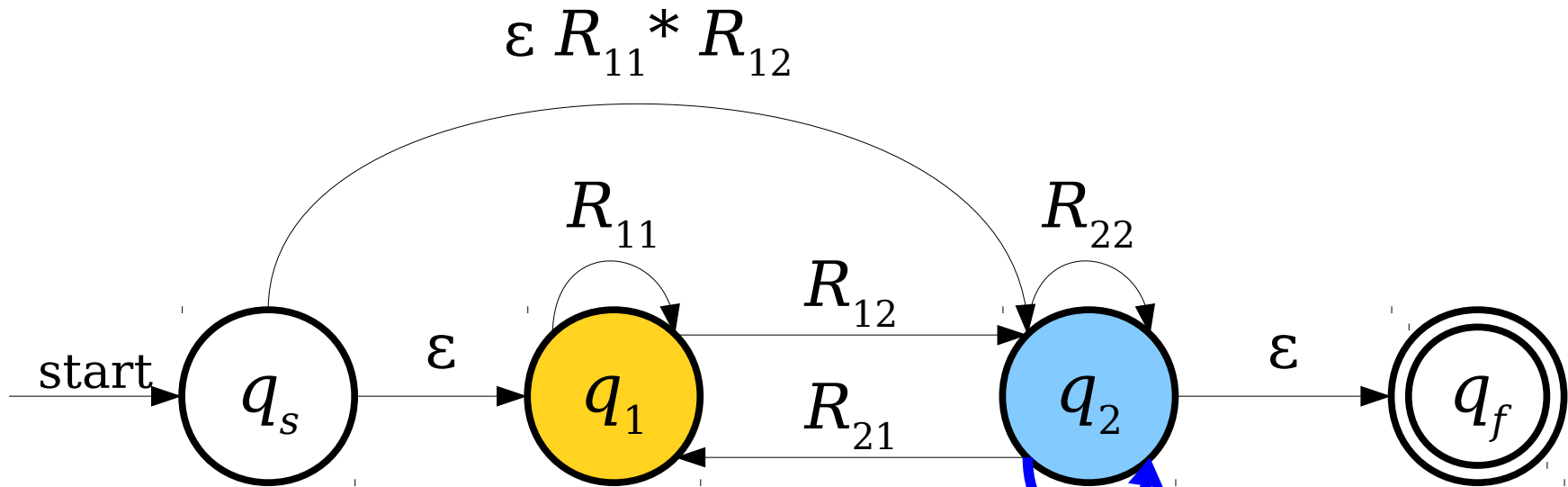
From NFAs to Regular Expressions



From NFAs to Regular Expressions



From NFAs to Regular Expressions

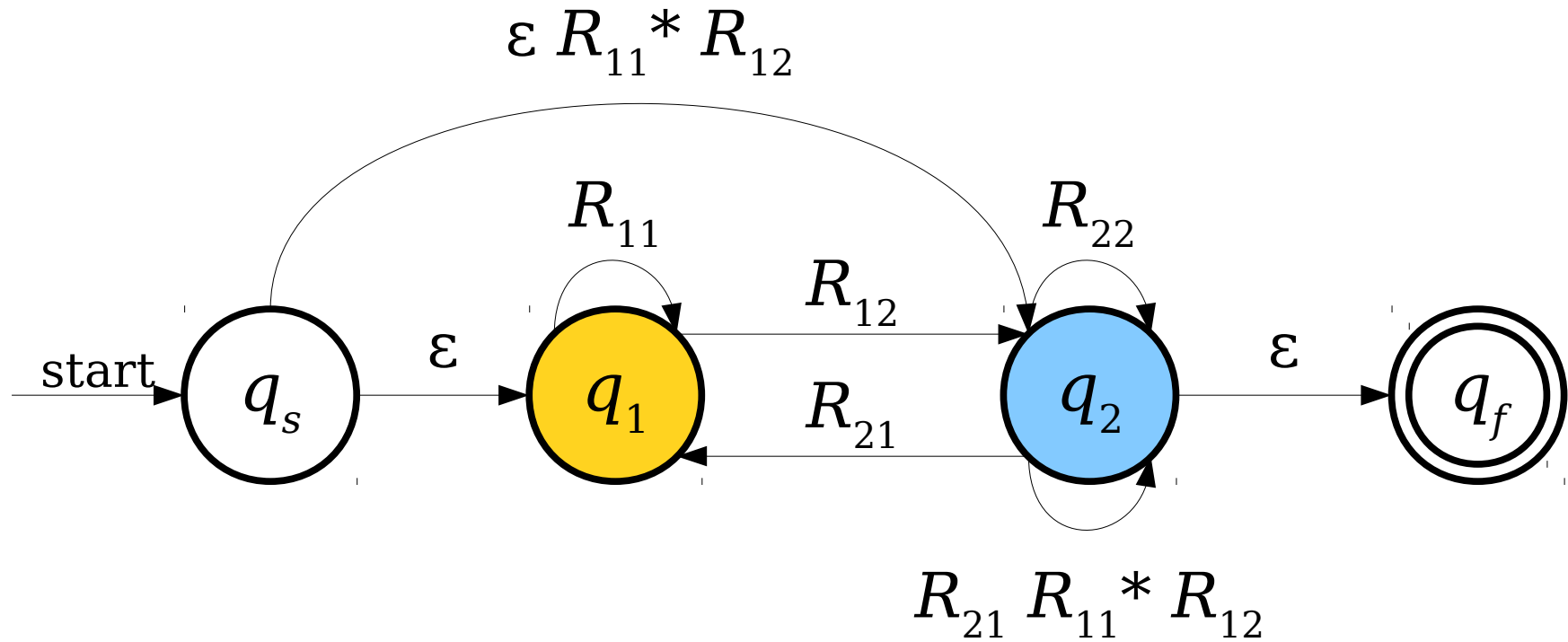


What regex should go on this edge?

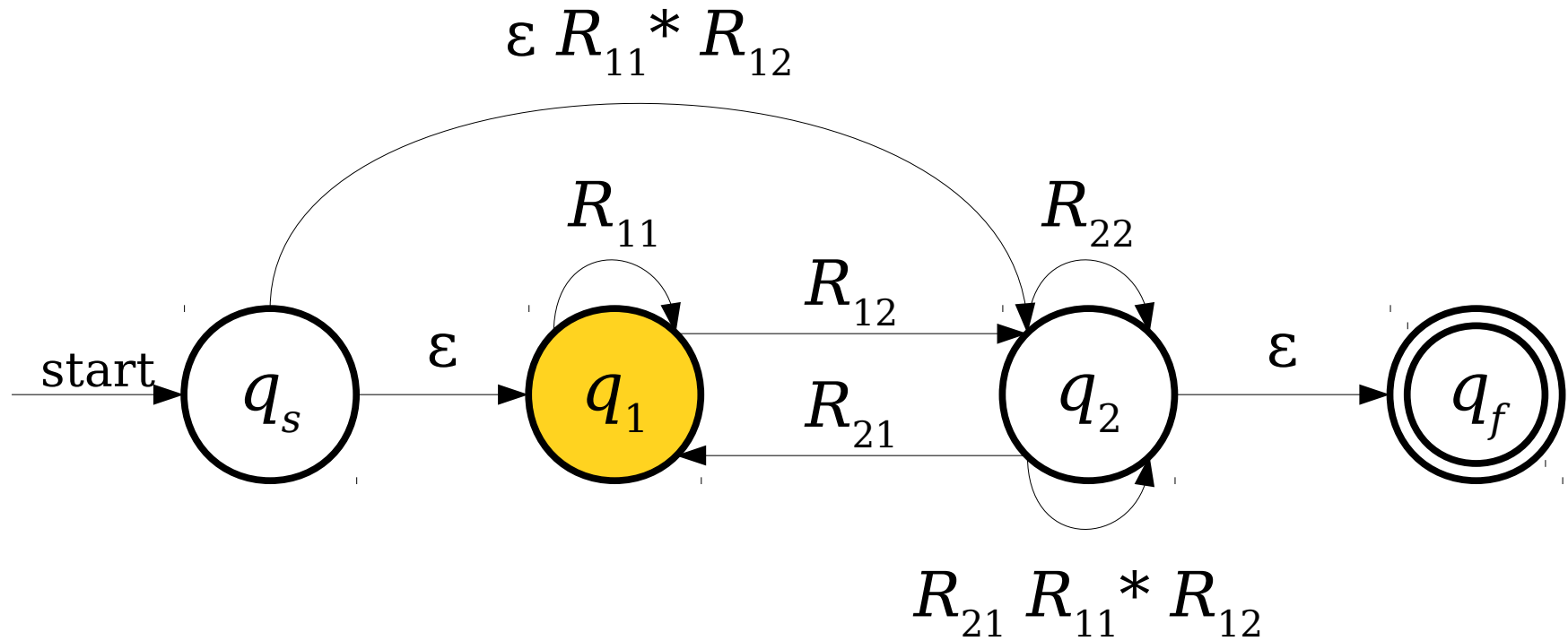
- A.** $R_{12} R_{21}$ **B.** $R_{12} R_{22}^* R_{21}$ **C.** $R_{21} R_{12}$ **D.** $R_{21} R_{11}^* R_{12}$

Answer at [PollEv.com/cs103](https://www.pollEv.com/cs103) or
text **CS103** to **22333** once to join, then **A**, **B**, **C**, or **D**.

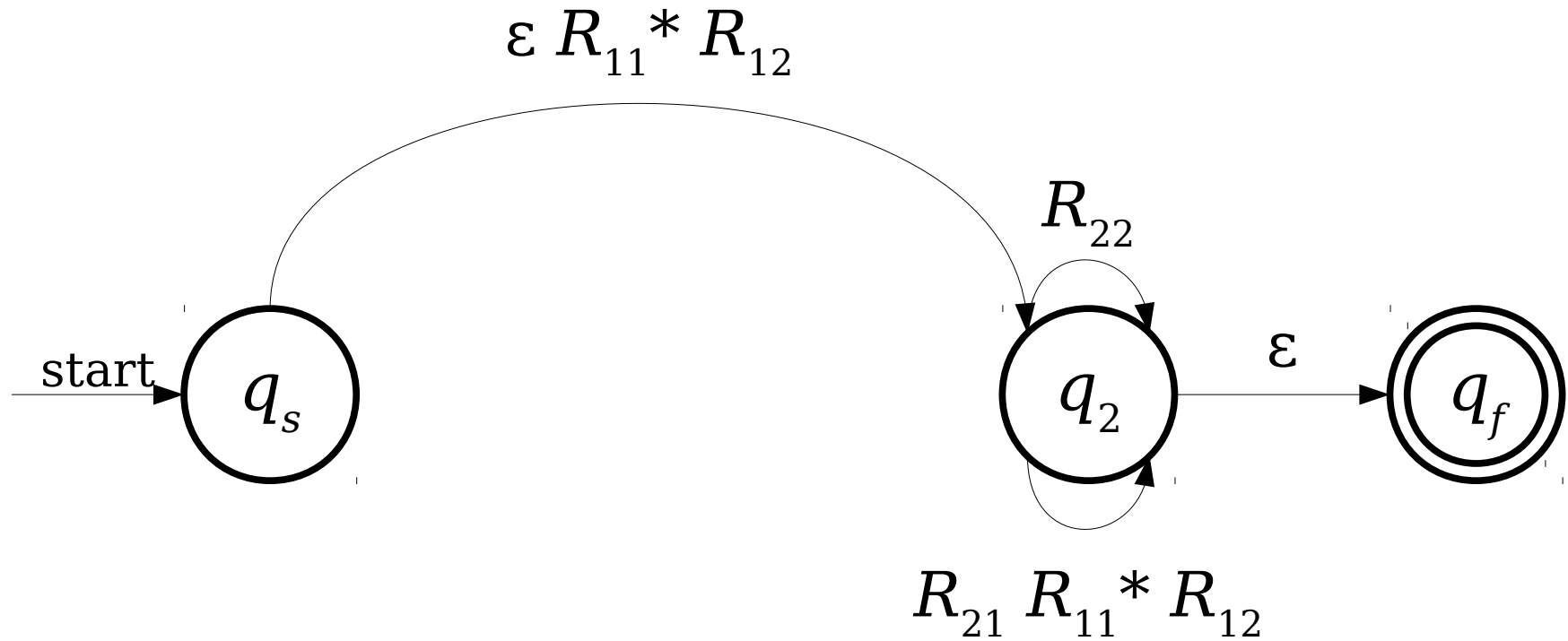
From NFAs to Regular Expressions



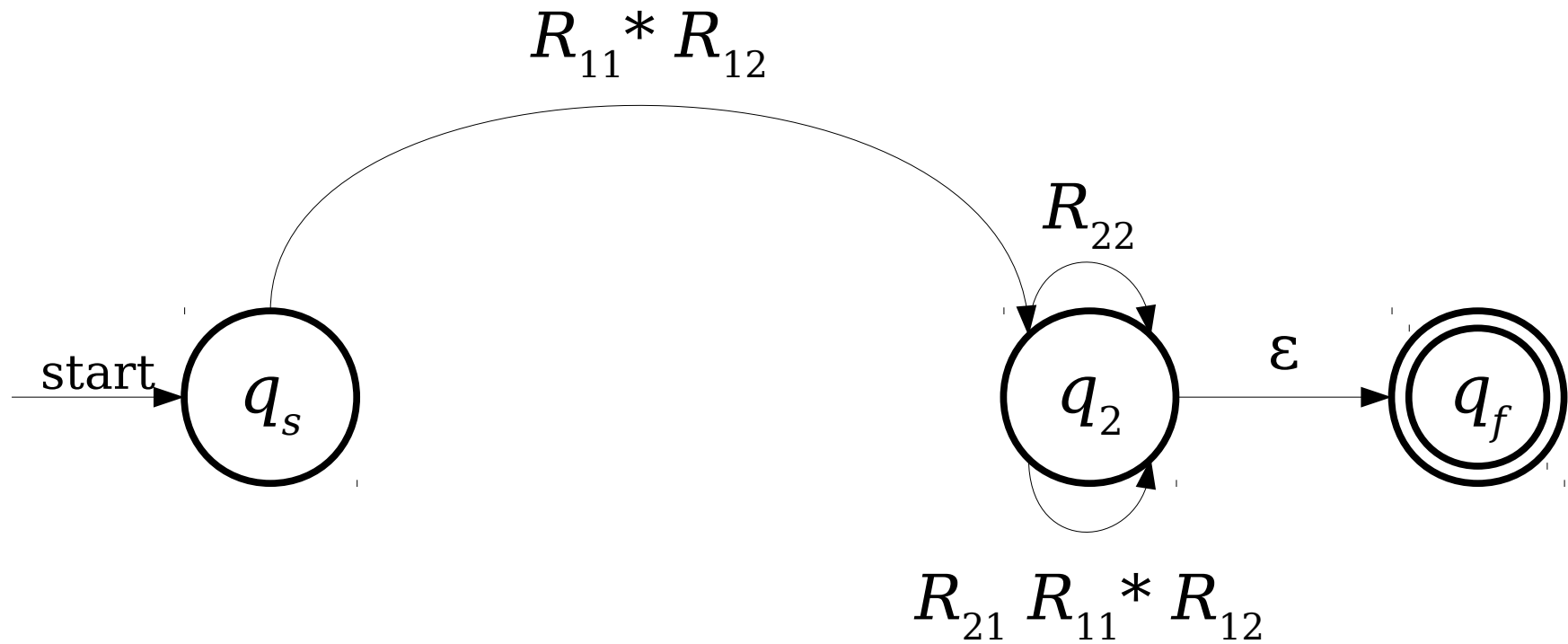
From NFAs to Regular Expressions



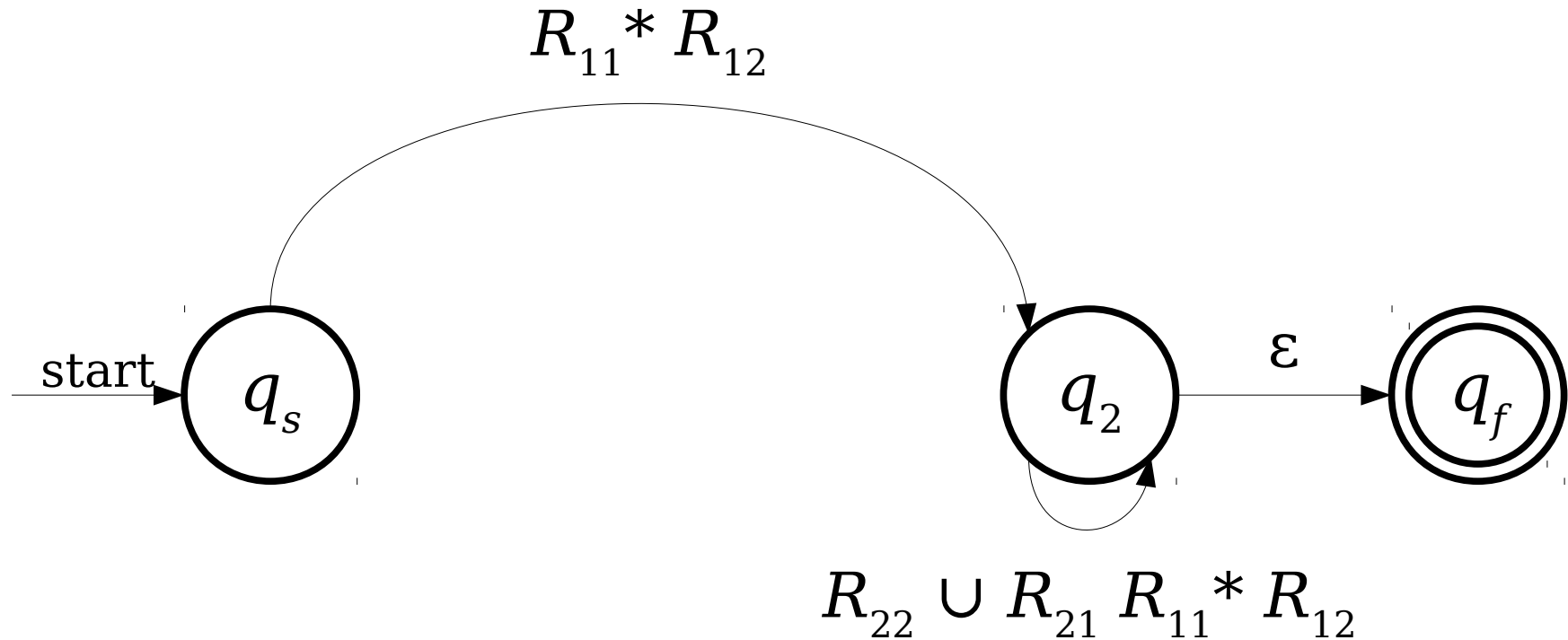
From NFAs to Regular Expressions



From NFAs to Regular Expressions

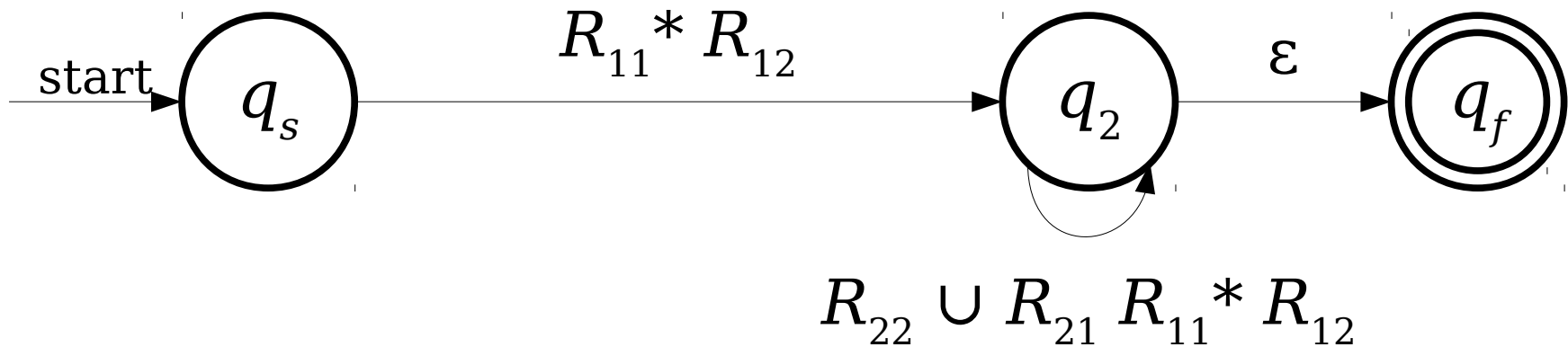


From NFAs to Regular Expressions

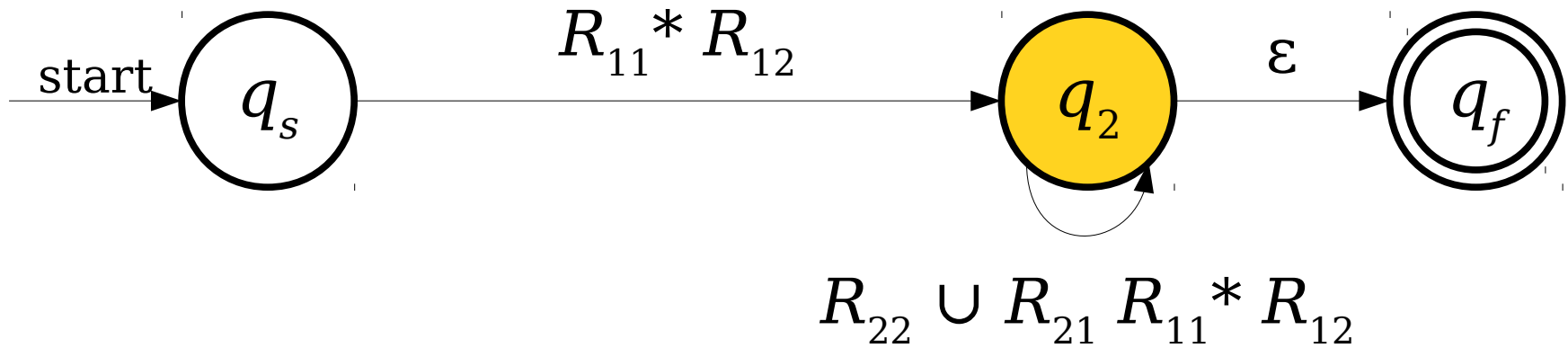


Note: We're using **union** to combine these transitions together.

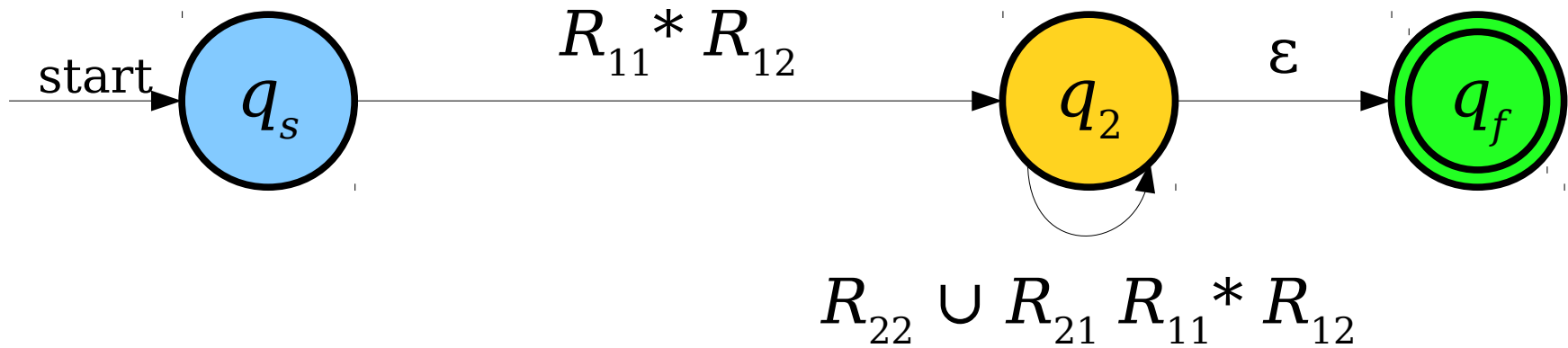
From NFAs to Regular Expressions



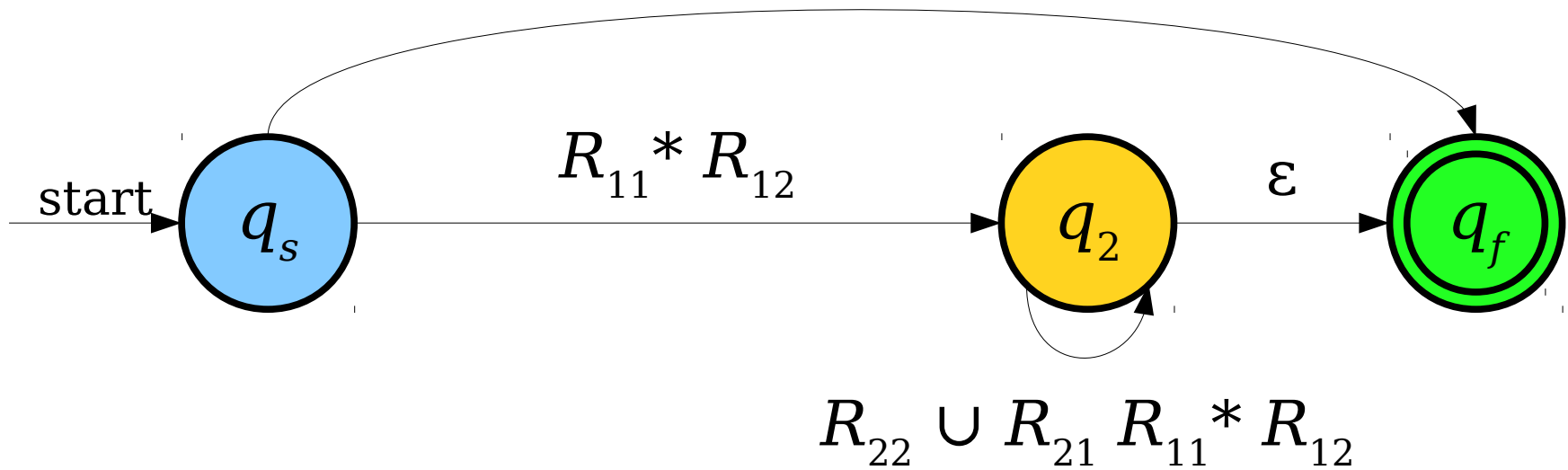
From NFAs to Regular Expressions



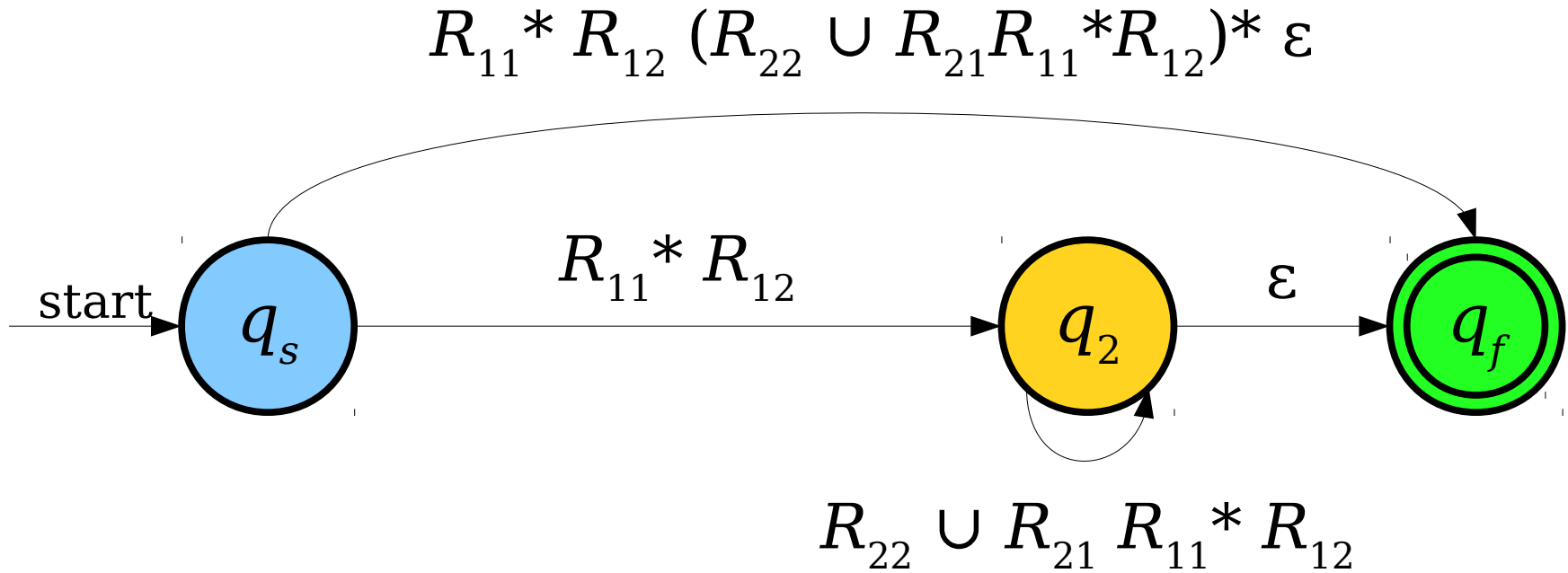
From NFAs to Regular Expressions



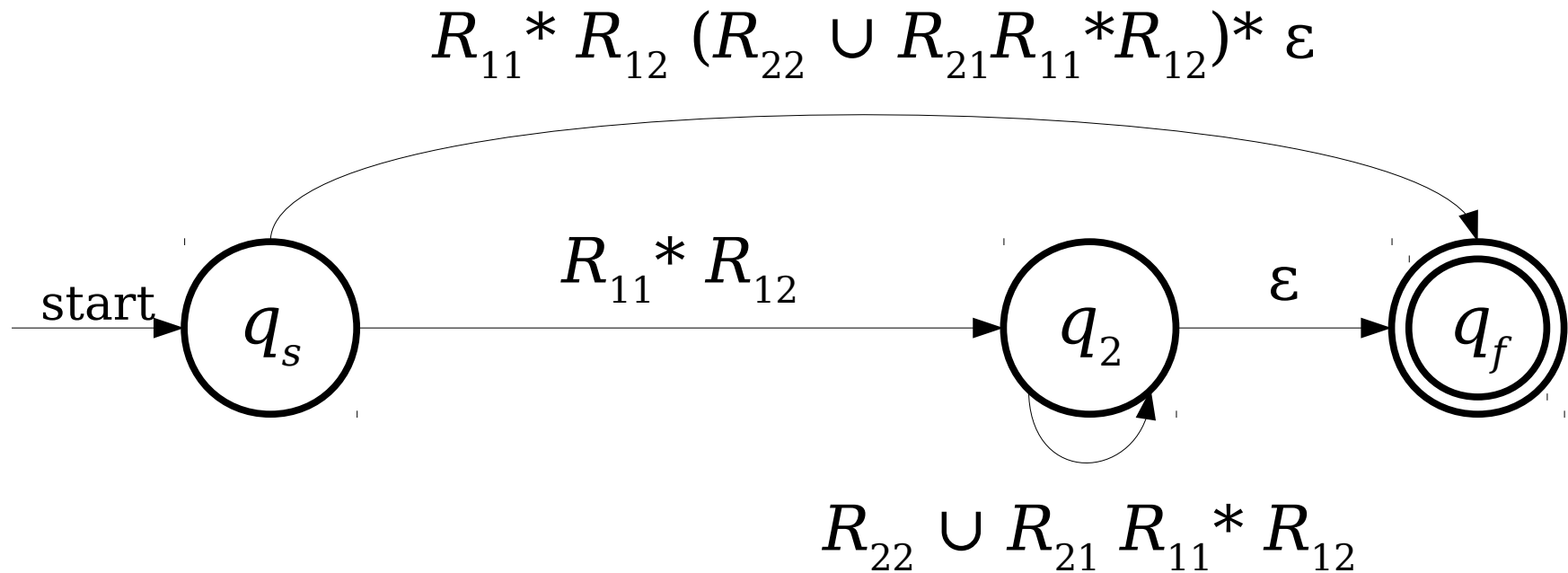
From NFAs to Regular Expressions



From NFAs to Regular Expressions




From NFAs to Regular Expressions




From NFAs to Regular Expressions

$$R_{11}^* R_{12} (R_{22} \cup R_{21} R_{11}^* R_{12})^* \varepsilon$$

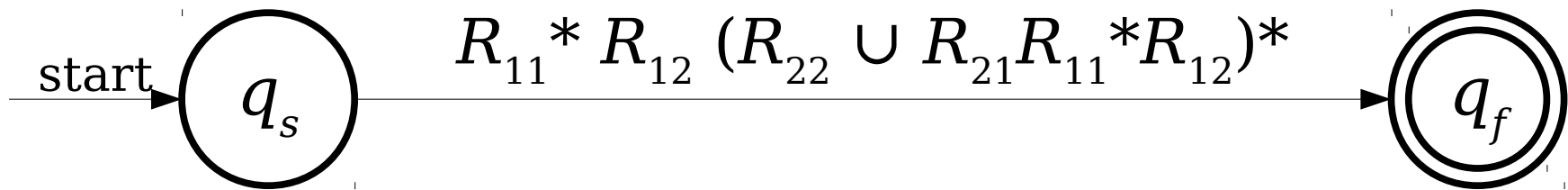


From NFAs to Regular Expressions

$$R_{11}^* R_{12} (R_{22} \cup R_{21} R_{11}^* R_{12})^*$$



From NFAs to Regular Expressions



End: We reached our goal!

Key Idea 3: Somehow transform this NFA so that it looks like this:



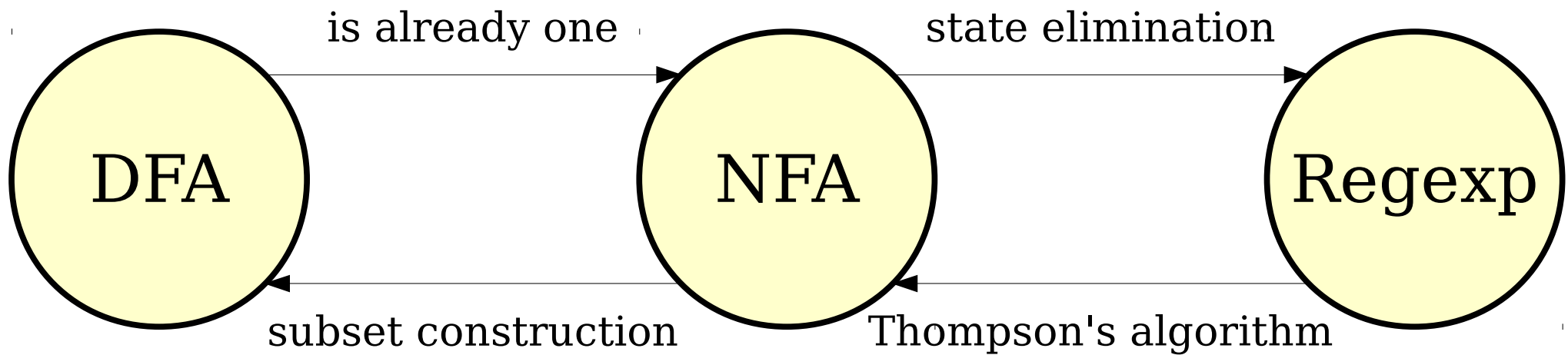
The Construction at a Glance

- Start with an NFA N for the language L .
- Add a new start state q_s and accept state q_f to the NFA.
 - Add an ε -transition from q_s to the old start state of N .
 - Add ε -transitions from each accepting state of N to q_f , then mark them as not accepting.
- Repeatedly remove states other than q_s and q_f from the NFA by “shortcutting” them until only two states remain: q_s and q_f .
- The transition from q_s to q_f is then a regular expression for the NFA.

Eliminating a State

- To eliminate a state q from the automaton, do the following for each pair of states q_0 and q_1 , where there's a transition from q_0 into q and a transition from q into q_1 :
 - Let R_{in} be the regex on the transition from q_0 to q .
 - Let R_{out} be the regex on the transition from q to q_1 .
 - If there is a regular expression R_{stay} on a transition from q to itself, add a new transition from q_0 to q_1 labeled $((R_{in})(R_{stay})^*(R_{out}))$.
 - If there isn't, add a new transition from q_0 to q_1 labeled $((R_{in})(R_{out}))$
- If a pair of states has multiple transitions between them labeled R_1, R_2, \dots, R_k , replace them with a single transition labeled $R_1 \cup R_2 \cup \dots \cup R_k$.

Our Transformations



Theorem: The following are all equivalent:

- L is a regular language.
- There is a DFA D such that $\mathcal{L}(D) = L$.
- There is an NFA N such that $\mathcal{L}(N) = L$.
- There is a regular expression R such that $\mathcal{L}(R) = L$.

Why This Matters

- The equivalence of regular expressions and finite automata has practical relevance.
 - Tools like `grep` and `flex` that use regular expressions capture all the power available via DFAs and NFAs.
- This also is hugely theoretically significant: the regular languages can be assembled “from scratch” using a small number of operations!

Next Time

- ***Applications of Regular Languages***
 - Answering “so what?”
- ***Intuiting Regular Languages***
 - What makes a language regular?
- ***The Myhill-Nerode Theorem***
 - The limits of regular languages.