

# CS 106A, Lecture 10

## File Reading

reading:

*Art & Science of Java, 12.4*

# Plan For Today

- Practice: Caesar Cipher
- File Processing
- Try-Catch
- Practice: Election Results

# Plan For Today

- Practice: Caesar Cipher
- **File Processing**
- Try-Catch
- Practice: Election Results

# Why Files?

Files are cool! They provide us another place to read in text, besides prompting the user. They can store a lot of information that can easily be read in and processed.

Virtually all programs that you've used at some point read files from disk:

- Word processing (documents)
- Web browser (cookies)
- Games (saved progress)
- Eclipse (Java files)
- Music player (songs)

# What Are Files?

A file is just a series of *bits* (ones and zeros).

Those bits can have structure:

- Plain-text: Bits represent characters.
- JPEG: Bits encode information about the structure of an image.
- MP3: Bits encode frequency information about music.
- etc.

# What Are Files?

A file is just a series of *bits* (ones and zeros).

Those bits can have structure:

- **Plain-text:** Bits represent characters.
- **JPEG:** Bits encode information about the structure of an image.
- **MP3:** Bits encode frequency information about music.
- etc.

# Reading In A File

Yesterday, upon the stair,  
I met a man who wasn't there  
He wasn't there again today  
I wish, I wish he'd go away...  
- Hughes Mearns, "Antagonish"

# Reading In A File

```
Yesterday, upon the stair,  
I met a man who wasn't there  
He wasn't there again today  
I wish, I wish he'd go away...  
- Hughes Mearns, "Antagonish"
```

Step one:  
Open the file for reading.



# Reading In A File

```
Yesterday, upon the stair,  
I met a man who wasn't there  
He wasn't there again today  
I wish, I wish he'd go away...  
- Hughes Mearns, "Antagonish"
```

```
Scanner input = new Scanner(new File("mydata.txt"));
```

# Reading In A File

```
Yesterday, upon the stair,  
I met a man who wasn't there  
He wasn't there again today  
I wish, I wish he'd go away...  
- Hughes Mearns, "Antagonish"
```

```
Scanner input = new Scanner(new File("mydata.txt"));
```

```
import java.util.*;    // for Scanner  
import java.io.*;     // for File
```

# Reading In A File


```
Yesterday, upon the stair,  
I met a man who wasn't there  
He wasn't there again today  
I wish, I wish he'd go away...  
- Hughes Mearns, "Antagonish"
```

```
Scanner input = new Scanner(new File("mydata.txt"));
```

Step Two:

Read the file, one line at a time.

# Reading In A File



Yesterday, upon the stair,  
I met a man who wasn't there  
He wasn't there again today  
I wish, I wish he'd go away...  
- Hughes Mearns, "Antagonish"

```
Scanner input = new Scanner(new File("mydata.txt"));
```

```
// Yesterday, upon the stair
```

```
String line1 = input.nextLine();
```

# Reading In A File



Yesterday, upon the stair,

I met a man who wasn't there

He wasn't there again today

I wish, I wish he'd go away...


- Hughes Mearns, "Antagonish"

```
Scanner input = new Scanner(new File("mydata.txt"));
```

```
// Yesterday, upon the stair
```

```
String line1 = input.nextLine();
```

# Reading In A File



Yesterday, upon the stair,  
I met a man who wasn't there  
He wasn't there again today  
I wish, I wish he'd go away...  
- Hughes Mearns, "Antagonish"

```
Scanner input = new Scanner(new File("mydata.txt"));
```


```
// Yesterday, upon the stair
```

```
String line1 = input.nextLine();
```

```
// I met a man who wasn't there
```

```
String line2 = input.nextLine();
```

# Reading In A File




```
Yesterday, upon the stair,  
I met a man who wasn't there  
He wasn't there again today  
I wish, I wish he'd go away...  
- Hughes Mearns, "Antagonish"
```

```
Scanner input = new Scanner(new File("mydata.txt"));
```

```
// "Yesterday, upon the stair"  
String line1 = input.nextLine();
```

```
// I met a man who wasn't there  
String line2 = input.nextLine();
```

# Reading In A File



```
Yesterday, upon the stair,  
I met a man who wasn't there  
He wasn't there again today  
I wish, I wish he'd go away...  
- Hughes Mearns, "Antagonish"
```

```
Scanner input = new Scanner(new File("mydata.txt"));
```


```
...
```

```
// He wasn't there again today  
String line3 = input.nextLine();
```



# Reading In A File

```
Yesterday, upon the stair,  
I met a man who wasn't there  
He wasn't there again today
```



```
I wish, I wish he'd go away...  
- Hughes Mearns, "Antagonish"
```

```
Scanner input = new Scanner(new File("mydata.txt"));
```

```
...
```

```
// He wasn't there again today  
String line3 = input.nextLine();
```

# Reading In A File

Yesterday, upon the stair,  
I met a man who wasn't there  
He wasn't there again today  
I wish, I wish he'd go away...  
- Hughes Mearns, "Antagonish"

```
Scanner input = new Scanner(new File("mydata.txt"));
```

```
...
```

```
// He wasn't there again today  
String line3 = input.nextLine();
```

```
// I wish, I wish he'd go away  
String line4 = input.nextLine();
```

# Reading In A File

```
Yesterday, upon the stair,  
I met a man who wasn't there  
He wasn't there again today  
I wish, I wish he'd go away...  
- Hughes Mearns, "Antagonish"
```

```
Scanner input = new Scanner(new File("mydata.txt"));
```

```
...
```

```
// He wasn't there again today  
String line3 = input.nextLine();
```

```
// I wish, I wish he'd go away  
String line4 = input.nextLine();
```

# Reading In A File

```
Yesterday, upon the stair,  
I met a man who wasn't there  
He wasn't there again today  
I wish, I wish he'd go away...
```

 - Hughes Mearns, "Antagonish"

```
Scanner input = new Scanner(new File("mydata.txt"));
```

```
...
```

```
// - Hughes Mearns, "Antagonish"
```

```
String line5 = input.nextLine();
```

# Reading In A File

```
Yesterday, upon the stair,  
I met a man who wasn't there  
He wasn't there again today  
I wish, I wish he'd go away...
```

```
- Hughes Mearns, "Antagonish"
```

```
Scanner input = new Scanner(new File("mydata.txt"));
```

```
...
```

```
// - Hughes Mearns, "Antagonish"
```

```
String line5 = input.nextLine();
```

# Reading In A File

```
Yesterday, upon the stair,  
I met a man who wasn't there  
He wasn't there again today  
I wish, I wish he'd go away...  
- Hughes Mearns, "Antagonish"
```

```
Scanner input = new Scanner(new File("mydata.txt"));
```

```
...
```

```
// - Hughes Mearns, "Antagonish"  
String line5 = input.nextLine();
```

# Reading In A File

```
Yesterday, upon the stair,  
I met a man who wasn't there  
He wasn't there again today  
I wish, I wish he'd go away...  
- Hughes Mearns, "Antagonish"
```

```
Scanner input = new Scanner(new File("mydata.txt"));
```

```
...
```

```
// prints all lines in the file  
while (input.hasNextLine()) {  
    String line = input.nextLine();  
    println(line);  
}
```

# Reading In A File

```
Yesterday, upon the stair,  
I met a man who wasn't there  
He wasn't there again today  
I wish, I wish he'd go away...  
- Hughes Mearns, "Antagonish"
```

```
Scanner input = new Scanner(new File("mydata.txt"));  
...  
// prints all lines in the file  
while (input.hasNextLine()) {  
    String line = input.nextLine();  
    println(line);  
}
```

Step Three: close the file.



# Reading In A File

```
Yesterday, upon the stair,  
I met a man who wasn't there  
He wasn't there again today  
I wish, I wish he'd go away...  
- Hughes Mearns, "Antagonish"
```

```
Scanner input = new Scanner(new File("mydata.txt"));  
...  
// prints all lines in the file  
while (input.hasNextLine()) {  
    String line = input.nextLine();  
    println(line);  
}  
  
input.close();
```

# Scanner methods

Method	Description
<code>sc.nextLine()</code>	reads and returns a one- <i>line</i> String from the file
<code>sc.next()</code>	reads and returns a one-word String from the file
<code>sc.nextInt()</code>	reads and returns an <code>int</code> from the file
<code>sc.nextDouble()</code>	reads and returns a <code>double</code> from the file
<code>sc.hasNextLine()</code>	returns <code>true</code> if there are any more lines
<code>sc.hasNext()</code>	returns <code>true</code> if there are any more tokens
<code>sc.hasNextInt()</code>	returns <code>true</code> if there is a next token and it's an <code>int</code>
<code>sc.hasNextDouble()</code>	returns <code>true</code> if there is a next token and it's a <code>double</code>
<code>sc.close();</code>	should be called when done reading the file

# Reading In A File

```
Yesterday, upon the stair,  
I met a man who wasn't there  
He wasn't there again today  
I wish, I wish he'd go away...  
- Hughes Mearns, "Antagonish"
```

```
Scanner input = new Scanner(new File("mydata.txt"));  
...  
// prints each word on its own line  
while (input.hasNext()) {  
    String word = input.next();  
    println(word);  
}  
  
input.close();
```

# Reading In A File

```
Yesterday, upon the stair,  
I met a man who wasn't there  
He wasn't there again today  
I wish, I wish he'd go away...  
- Hughes Mearns, "Antagonish"
```

```
Scanner input = new Scanner(new File("mydata.txt"));  
...  
// prints each word on its own line  
while (input.hasNext()) {  
    String word = input.next();  
    println(word);  
}  
  
input.close();
```

# Reading In A File

```
Yesterday, upon the stair,  
I met a man who wasn't there  
He wasn't there again today  
I wish, I wish he'd go away...  
- Hughes Mearns, "Antagonish"
```

```
Scanner input = new Scanner(new File("mydata.txt"));  
...  
// prints each word on its own line  
while (input.hasNext()) {  
    String word = input.next();  
    println(word);  
}  
  
input.close();
```

# Reading In A File

```
Yesterday, upon the stair,  
I met a man who wasn't there  
He wasn't there again today  
I wish, I wish he'd go away...  
- Hughes Mearns, "Antagonish"
```

```
Scanner input = new Scanner(new File("mydata.txt"));  
...  
// prints each word on its own line  
while (input.hasNext()) {  
    String word = input.next();  
    println(word);  
}  
  
input.close();
```

# Reading In A File

```
Yesterday, upon the stair,  
I met a man who wasn't there  
He wasn't there again today  
I wish, I wish he'd go away...  
- Hughes Mearns, "Antagonish"
```

```
Scanner input = new Scanner(new File("mydata.txt"));  
...  
// prints each word on its own line  
while (input.hasNext()) {  
    String word = input.next();  
    println(word);  
}  
  
input.close();
```

# Reading In A File

```
Yesterday, upon the stair,  
I met a man who wasn't there  
He wasn't there again today  
I wish, I wish he'd go away...  
- Hughes Mearns, "Antagonish"
```

```
Scanner input = new Scanner(new File("mydata.txt"));  
...  
// prints each word on its own line  
while (input.hasNext()) {  
    String word = input.next();  
    println(word);  
}  
  
input.close();
```



# Reading In A File

```
Yesterday, upon the stair,  
I met a man who wasn't there  
He wasn't there again today  
I wish, I wish he'd go away...  
- Hughes Mearns, "Antagonish"
```

```
Scanner input = new Scanner(new File("mydata.txt"));  
...  
// prints each word on its own line  
while (input.hasNext()) {  
    String word = input.next();  
    println(word);  
}  
  
input.close();
```

# Reading tokens

- Calling `nextDouble` etc. skips whitespace and reads one token.

```
16.2  23.2\n  19.2 7.7  22.9\n\n18.4  -1.6  14.6  \n
```

```
double d1 = input.nextDouble(); // 16.2
```

```
16.2  23.2\n  19.2 7.7  22.9\n\n18.4  -1.6  14.6  \n
```

```
double d2 = input.nextDouble(); // 23.2
```

```
16.2  23.2\n  19.2 7.7  22.9\n\n18.4  -1.6  14.6  \n
```

```
String s1 = input.next(); // "19.2"
```

```
16.2  23.2\n  19.2 7.7  22.9\n\n18.4  -1.6  14.6  \n
```

```
String s2 = input.next(); // "7.7"
```

```
16.2  23.2\n  19.2 7.7  22.9\n\n18.4  -1.6  14.6  \n
```

# Reading lines

- When you read a line, the cursor advances past the next `\n` marker.

```
16.2  23.2\n 19.2 7.7  22.9\n\n18.4  -1.6  14.6  \n
```

^

```
String line = input.nextLine(); // "16.2  23.2"
```

```
16.2  23.2\n 19.2 7.7  22.9\n\n18.4  -1.6  14.6  \n
```

-----> ^

```
String line = input.nextLine(); // " 19.2 7.7 22.9"
```

```
16.2  23.2\n 19.2 7.7  22.9\n\n18.4  -1.6  14.6  \n
```

-----> ^

```
String line = input.nextLine(); // "" (empty)
```

```
16.2  23.2\n 19.2 7.7  22.9\n\n18.4  -1.6  14.6  \n
```

-----> ^

```
String line = input.nextLine(); // "18.4  -1.6  14.6  "
```

```
16.2  23.2\n 19.2 7.7  22.9\n\n18.4  -1.6  14.6  \n
```

-----> ^

# Plan For Today

- Practice: Caesar Cipher
- File Processing
- **Try-Catch**
- Practice: Election Results

# Sometimes Things Break

Programs sometimes encounter unexpected errors.

Sometimes these are bugs:

- Dividing by zero.

Sometimes these are due to external factors:

- Network errors.
- Missing files.

# Exceptional Cases

- An *exception* occurs if Java encounters a case where it can't proceed as normal.
- Java requires that your program handle certain types of exceptions.
- Think of exceptions as rerouting control in an emergency:
  - If all goes well, program continues as usual.
  - If something goes wrong, handle the emergency.
- File processing exceptions: file not found, corrupted, etc.

# Try your best...

```
try {  
    // code that might throw an exception  
    statements;  
}
```

# ...we'll catch you if you fall!

```
try {  
    // code that might throw an exception  
    statements;  
} catch (ExceptionType name) {  
    // code to handle the error  
    statements;  
}
```



# Try/Catch

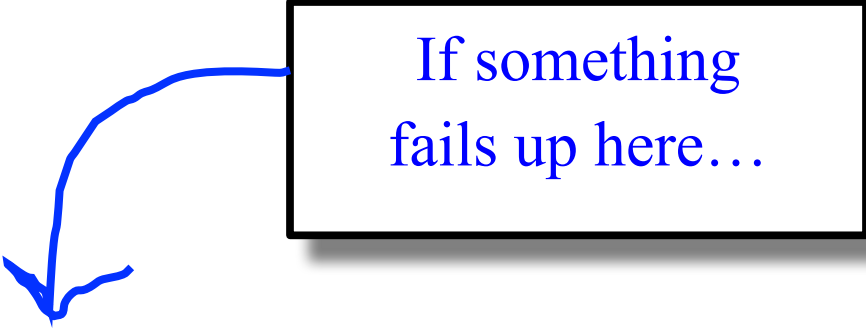
```
try {  
    statements; // code that might throw an exception  
} catch (ExceptionType name) {  
    statements; // code to handle the error  
}
```

- To execute code that might throw an exception, you must enclose it in a try/catch statement.

```
try {  
    Scanner input = new Scanner(new File("data.txt"));  
    ...  
} catch (FileNotFoundException ex) {  
    println("Error reading the file: " + ex);  
}
```

# Try/Catch

To execute code that might throw an exception, you must enclose it in a try/catch statement.




If something  
fails up here...

```
try {  
    Scanner input = new Scanner(new File("data.txt"));  
    while (input.hasNextLine()) {  
        String line = input.nextLine();  
        println(line);  
    }  
} catch (FileNotFoundException ex) {  
    println("Error reading the file: " + ex);  
}
```

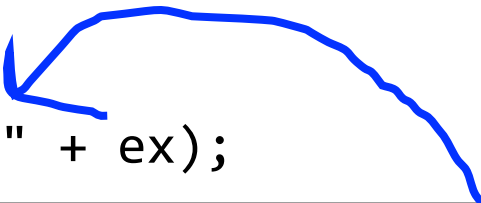
# Try/Catch

To execute code that might throw an exception, you must enclose it in a try/catch statement.

If something  
fails up here...



```
try {  
    Scanner input = new Scanner(new File("data.txt"));  
    while (input.hasNextLine()) {  
        String line = input.nextLine();  
        println(line);  
    }  
} catch (FileNotFoundException ex) {  
    println("Error reading the file: " + ex);  
}
```



... we immediately  
jump down here.

# File Reading Overview

1. Make a Scanner to open a file to read
2. Use Scanner methods such as `nextLine` or `next` to read in the file, usually in a loop
3. Scanner operations on files are "dangerous", so we need to use a try/catch block
4. Close the Scanner when you are done

# Scanner exceptions

- **NoSuchElementException**
  - You read past the end of the input.
- **InputMismatchException**
  - You read the wrong type of token (e.g. read "hi" as an `int`).
- Finding and fixing these exceptions:
  - Read the exception text for line numbers in your code (the first line that mentions your file):

```
Exception in thread "main" java.util.InputMismatchException
    at java.util.Scanner.throwFor(Scanner.java:838)
    at java.util.Scanner.next(Scanner.java:1347)
    at MyProgram.readFile(MyProgram.java:39)
    at MyProgram.run(MyProgram.java:15)
```

# Scanners on Strings

- A Scanner can tokenize the contents of a String :

```
Scanner name = new Scanner(string);
```

- Example:

```
String text = "15 3.2 hello 9 27.5";  
Scanner scan = new Scanner(text);  
  
int num = scan.nextInt();  
println(num); // 15  
  
double num2 = scan.nextDouble();  
println(num2); // 3.2  
  
String word = scan.next();  
println(word); // hello
```

# Scanners on Strings

- A Scanner can tokenize the contents of a String :

```
Scanner name = new Scanner(string);
```

You do not need a try/catch block, since this is not reading a file!

– Example:

```
String text = "15 3.2 hello 9 27.5";
Scanner scan = new Scanner(text);

int num = scan.nextInt();
println(num); // 15

double num2 = scan.nextDouble();
println(num2); // 3.2

String word = scan.next();
println(word); // hello
```

# Mixing lines and tokens

Input file input.txt :	Output to console:
The quick brown fox jumps over the lazy dog.	Line has 6 words Line has 3 words

```
// Counts the words on each line of a file
Scanner input = new Scanner(new File("input.txt"));
while (input.hasNextLine()) {
    Scanner tokens = new Scanner(input.nextLine());

    // process the contents of this line
    int count = 0;
    while (tokens.hasNext()) {
        String word = tokens.next();
        count++;
    }
    println("Line has " + count + " words");
}
...
```



# Prompting for file name

```
// prompt for a file name in the res/ folder  
String filename = readLine("Input file name? ");  
File inputFile = new File("res", filename);
```

- To ensure that the file exists, you may want to re-prompt...
- Or the method **promptUserForFile** handles all of this:

```
// re-prompt for a file name in the res/ folder  
String filename = promptUserForFile("Input? ", "res");  
File inputFile = new File(filename);
```

# Plan For Today

- Practice: Caesar Cipher
- File Processing
- Try-Catch
- Practice: Election Results

# Throwing It All Together

- Write a program **Election** that reads a file of poll data.

Format: *State Candidate1% Candidate2% ElectoralVotes Pollster*

CT 56 31 7 Oct U. of Connecticut

NE 37 56 5 Sep Rasmussen

AZ 41 49 10 Oct Northern Arizona U.

...

- The program should print how many electoral votes each candidate has earned.
  - If they tie in a given region, don't give anybody those votes.

Input file? **polls.txt**

Candidate 1: 325 votes

Candidate 2: 213 votes

# Election solution

```
String filename = promptUserForFile("Input file? ", "res");
try {
    Scanner input = new Scanner(new File(filename));
    int totalVotes1 = 0;
    int totalVotes2 = 0;
    while (input.hasNextLine()) {                // "CT 56 31 7 Oct U. of Conn"
        Scanner tokens = new Scanner(input.nextLine());
        tokens.next();                          // skip state abbreviation
        int votes1 = tokens.nextInt();
        int votes2 = tokens.nextInt();
        int eVotes = tokens.nextInt();
        if (votes1 > votes2) {
            totalVotes1 += eVotes;
        } else if (votes2 > votes1) {
            totalVotes2 += eVotes;
        }
    }
    input.close();
    println("Candidate 1: " + totalVotes1 + " votes");
    println("Candidate 2: " + totalVotes2 + " votes");
} catch (IOException ex) {
    println("Error reading file: " + ex);
}
```

# Recap

- Practice: Caesar Cipher
- File Processing
- Try-Catch
- Practice: Election Results

**Next time: Graphics programs**