

Lecture 23: Sorting with Lambda

Guest Lecture by Elyse Cornwall

Elyse Cornwall



 Head TA

 cornwall@



Anonymous 7h


glory be to god. thank you Elyse


 2 Reply Edit Delete ...

Elyse Cornwall



 Head TA

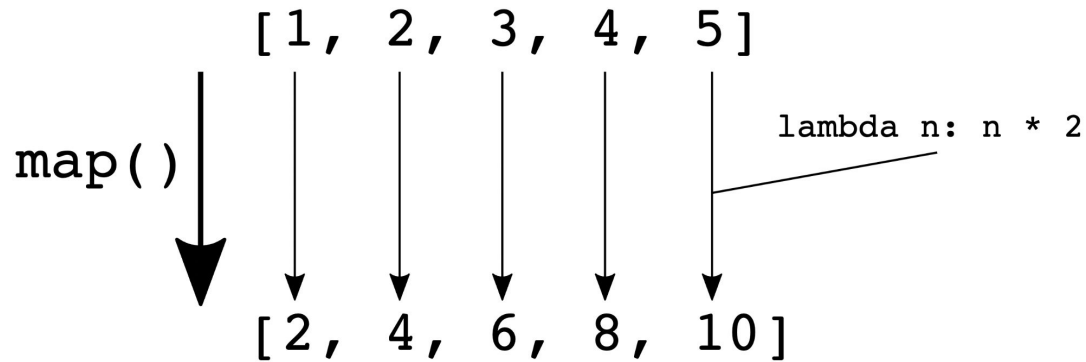
 cornwall@



Recap: Lambda

Recall Lambda - Super Powerful!

```
>>> list(map(lambda n: n * 2, [1, 2, 3, 4, 5]))  
[2, 4, 6, 8, 10]
```



1, 2, 3... Lambda

```
>>> list(map(lambda n: n * 2, [1, 2, 3, 4, 5]))
```

1, 2, 3... Lambda

```
>>> list(map(lambda n: n * 2, [1, 2, 3, 4, 5]))
```

1. The word “**lambda**”

1, 2, 3... Lambda

```
>>> list(map(lambda n: n * 2, [1, 2, 3, 4, 5]))
```

1. The word “lambda”
2. **What type of element? Choose a good parameter name.**

1, 2, 3... Lambda

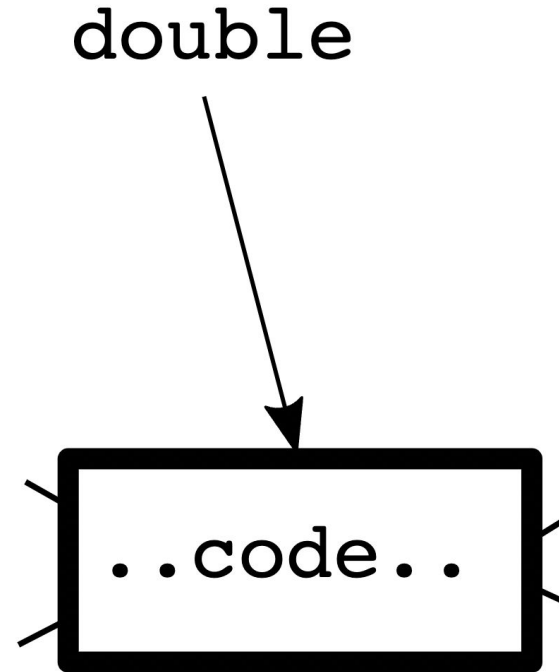
```
>>> list(map(lambda n: n * 2, [1, 2, 3, 4, 5]))
```

1. The word “lambda”
2. What type of element? Choose a good parameter name.
3. **Expression to produce – no return needed.**

Def Functions

Gives a name to some code

```
def double(n):  
    return n * 2
```



Def vs. Lambda

Function def

```
def double(n):  
    return n * 2
```

Equivalent lambda

```
lambda n: n * 2
```

Def vs. Lambda

Function def

```
def double(n):  
    return n * 2
```

*Can we just use lambda
for everything now?*

Equivalent lambda

```
lambda n: n * 2
```

Def vs. Lambda

Function def

```
def double(n):  
    return n * 2
```

*Can we just use lambda
for everything now?*

No.

Equivalent lambda

```
lambda n: n * 2
```

Features of Def

Def has room for real code features:

- Multiple lines
- If statements
- Variables
- Loops
- Doctests
- Inline comments

Lambda is best for short, one-off lines of code

Practice: map_parens(strs)

`['xx(hi)xx', 'abc(there)xyz', 'fish']`
↓ ↓ ↓
`['hi', 'there', 'fish']`

The diagram illustrates the function `map_parens(strs)`. It shows a list of strings: `['xx(hi)xx', 'abc(there)xyz', 'fish']`. Three arrows point from the closing parentheses in each string to a list of the corresponding opening parentheses: `['hi', 'there', 'fish']`. Specifically, an arrow points from the closing parenthesis in `xx(hi)xx` to `hi`, from the closing parenthesis in `abc(there)xyz` to `there`, and from the closing parenthesis in `fish` to `fish`.

Recap: Sorting

Sorting So Far

Use the `sorted()` function to sort lists:

```
>>> nums = [5, 7, 3, 4]
>>> sorted(nums)
[3, 4, 5, 7]
```

```
>>> strs = ['hi', 'bye', 'greetings', 'good day']
>>> sorted(strs)
['bye', 'good day', 'greetings', 'hi']
```

Sorting So Far

Use the `sorted()` function to sort lists:

```
>>> cities = [('tx', 'houston'), ('ca', 'palo alto'), ('ca',  
'san jose'), ('tx', 'austin'), ('ca', 'aardvark')]
```

```
>>> sorted(cities)  
[('ca', 'aardvark'), ('ca', 'palo alto'), ('ca', 'san  
jose'), ('tx', 'austin'), ('tx', 'houston')]
```

Sorting So Far

Use the `sorted()` function to sort lists:

```
>>> cities = [('tx', 'houston'), ('ca', 'palo alto'), ('ca',  
'san jose'), ('tx', 'austin'), ('ca', 'aardvark')]
```

```
>>> sorted(cities)  
[('ca', 'aardvark'), ('ca', 'palo alto'), ('ca', 'san  
jose'), ('tx', 'austin'), ('tx', 'houston')]
```

What if I want to sort by city name? Or length of city name?

Custom Sorting

Custom Sorting Foods

```
>>> foods = [('radish', 2, 8), ('donut', 10, 1), ('apple',  
7, 9), ('broccoli', 6, 10)]
```

Each food is a length-3 food tuple: (name, tastiness 1-10, healthiness 1-10)

- `food[0]` = its name
- `food[1]` = how tasty it is 1-10
- `food[2]` = how healthy it is 1-10

Custom Sorting Foods

```
>>> t = ('radish', 2, 8)
```

```
>>> t[0]
```

```
'radish'
```

```
>>> foods = [('radish', 2, 8), ('donut', 10, 1), ('apple',  
7, 9), ('broccoli', 6, 10)]
```

```
>>> sorted(foods)
```

```
[('apple', 7, 9), ('broccoli', 6, 10), ('donut', 10, 1),  
( 'radish', 2, 8)]
```

Custom Sorting Foods

What if I want to sort by tastiness?

- Control how `sorted()` looks at each food tuple
- It's like drawing a circle around tasty values - sort by these!

```
[('radish', 2, 8), ('donut', 10, 1), ('apple', 7, 9), ('broccoli', 6, 10)]
```

Custom Sorting Foods

- "Project out" a value from each item
 - For each food tuple, project out its tastiness value
- Projected value is used for sorting comparisons

```
[('radish', 2, 8), ('donut', 10, 1), ('apple', 7, 9), ('broccoli', 6, 10)]
```



2



10



7



6

Custom Sorting Foods

- "Project out" a value from each item
 - For each food tuple, project out its tastiness value
- Projected value is used for sorting comparisons

```
[('radish', 2, 8), ('donut', 10, 1), ('apple', 7, 9), ('broccoli', 6, 10)]
```



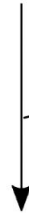
2



10



7



6

`lambda food: food[1]`

1, 2 ... Custom Sort

>>>

1, 2 ... Custom Sort

```
>>> sorted(foods, )
```

1. Call sorted with your list

1, 2 ... Custom Sort

```
>>> sorted(foods, key=lambda food: food[1])
```

1. Call `sorted` with your list
2. Provide `key = lambda` to project out the sorting value

1, 2 ... Custom Sort

```
>>> sorted(foods, key=lambda food: food[1], reverse=True)
```

1. Call `sorted` with your list
2. Provide `key = lambda` to project out the sorting value
3. Optionally, `reverse`

1, 2 ... Custom Sort

```
# ascending tastiness
>>> sorted(foods, key=lambda food: food[1])
[('radish', 2, 8), ('broccoli', 6, 10), ('apple', 7, 9), ('donut', 10, 1)]

# descending tastiness
>>> sorted(foods, key=lambda food: food[1], reverse=True)
[('donut', 10, 1), ('apple', 7, 9), ('broccoli', 6, 10), ('radish', 2, 8)]

# descending healthiness
>>> sorted(foods, key=lambda food: food[2], reverse=True)
[('broccoli', 6, 10), ('apple', 7, 9), ('radish', 2, 8), ('donut', 10, 1)]

# descending composite tastiness-healthiness score
>>> sorted(foods, key=lambda food: food[1] * food[2], reverse=True)
[('apple', 7, 9), ('broccoli', 6, 10), ('radish', 2, 8), ('donut', 10, 1)]
```

Sorted, Min, and Max

What if I just want the most tasty food? Or the least tasty?

- Sorting n things is kind of expensive
- Use `max()` or `min()` – takes a `key=lambda` just like `sorted()`
 - All we have to do is change "sorted" to "max" or "min"

Sorted, Min, and Max

```
# uses index 0 (name) by default - tragic!
```

```
>>> max(foods)
('radish', 2, 8)
```

```
# most tasty
```

```
>>> max(foods, key=lambda food: food[1])
('donut', 10, 1)
```

```
# least tasty
```

```
>>> min(foods, key=lambda food: food[1])
('radish', 2, 8)
```


Movie Sorting

```
movies = [('alien', 8, 1), ('titanic', 6, 9), ('parasite',  
10, 6), ('caddyshack', 4, 5)]
```

Each movie is a length-3 tuple: (name, score, date-score)

- `movie[0]` = its name
- `movie[1]` = how good it is 1-10
- `movie[2]` = how appropriate for a date it is 1-10

Practice: sort score(movies)

```
[('alien', 8, 1), ('titanic', 6, 9), ('parasite', 10, 6), ('caddyshack', 4, 5)]
```

↓
8

↓
6

↓
10

↓
4

Practice: sort date(movies)

```
[('alien', 8, 1), ('titanic', 6, 9), ('parasite', 10, 6), ('caddyshack', 4, 5)]
```

↓
1

↓
9

↓
6

↓
5

Sort 21

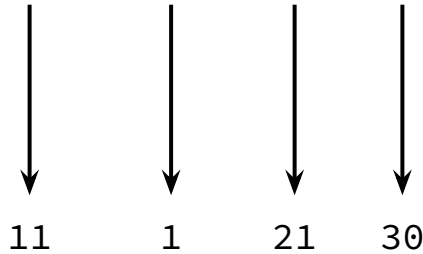
List of integers, want to sort by distance from 21

```
nums = [10, 20, 0, 51]
```

Sort 21

List of integers, want to sort by distance from 21

nums = [10, 20, 0, 51]



*How do we “project out”
this distance?*

Sort 21

List of integers, want to sort by distance from 21

```
nums = [10, 20, 0, 51]
```



11



1



21



30

lambda n: ???

Practice: sort21(nums)

[10, 20, 0, 51]



11



1

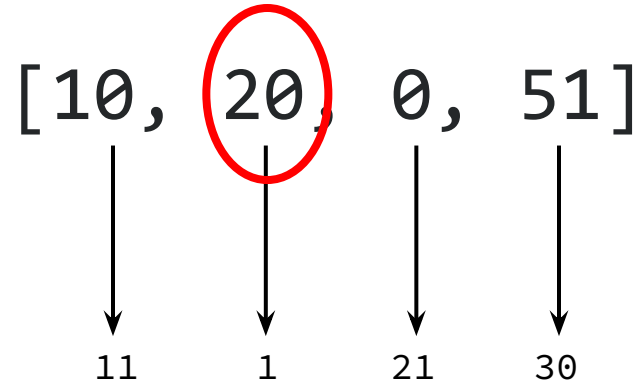


21



30

Practice: best21(nums)



Remember wordcount.py?

- Reads in a text file
- Builds a counts dictionary for all words in the file
- Here's the [zip file](#)

```
$ python3 wordcount.py tale-of-two-cities.txt
a 2866
a-a-a-business 1
a-a-matter 1
a-buzz 1
a-tiptoe 1
aback 1
...
```

Let's implement `print_top()`

```
$ python3 wordcount.py -top 5 tale-of-two-cities.txt  
the 7838  
and 4833  
of 3933  
to 3397  
a 2866
```

Let's implement print_top()

```
>>> counts = {'a': 2866, 'tale': 2, 'of': 3933, 'two': 206,  
'cities': 2}
```

Let's implement print_top()

```
>>> counts = {'a': 2866, 'tale': 2, 'of': 3933, 'two': 206,
              'cities': 2}
```


```
>>> counts.keys() # list of keys
dict_keys(['a', 'tale', 'of', 'two', 'cities'])
```

```
>>> counts.values() # list of values
dict_values([2866, 2, 3933, 206, 2])
```

```
>>> counts.items() # list of key, value tuples
dict_items([('a', 2866), ('tale', 2), ('of', 3933), ('two',
206), ('cities', 2)])
```

Let's implement print_top()

```
[('a', 2866), ('tale', 2), ('of', 3933), ('two', 206), ('cities', 2)]
```



2866



2



3933



206



2

Let's implement print_top()

```
$ python3 wordcount.py -top 5 tale-of-two-cities.txt  
the 7838  
and 4833  
of 3933  
to 3397  
a 2866
```

Solution

```
# 1. Sort largest count first
```

```
items = sorted(items, key=lambda pair: pair[1], reverse=True)
```

```
# 2. Print first N
```

```
for word, count in items[:n]:
```

```
    print(word, count)
```

Thank you!