

CS 106B

Lecture 5: Stacks and Queues

Wednesday, April 12, 2017

Programming Abstractions
Spring 2017
Stanford University
Computer Science Department

Lecturer: Chris Gregg

reading:
Programming Abstractions in C++, Chapter 5.2-5.3



Today's Topics

- Logistics:
 - Sections start today! Look on the cs198 website if you don't know where to go.
 - What to expect from sections: problem solving, grading by your SL, and weekly IGs
 - New assignment tomorrow! Serafini! (ADT practice)
 - No global variables in cs106b!
 - WICS Hackathon!
- Do we have to implement a Vector with an array?
 - We can implement the Vector Abstract Data Type any way we want!
 - Efficiency of element manipulation
- Stacks
- Queues



HACK OVERFLOW

10AM - 10PM April 15th @ Y2E2


Come to the annual Women in Computer Science hackathon!

All Stanford students are welcome, and beginners encouraged!

- > Network with various tech companies
- > Learn from industry mentors and graduate students
- > Win amazing prizes

RSVP or Volunteer at our website:

<http://web.stanford.edu/group/wics/hackoverflow/spr2017/>

 /events/1591013420914468/



Real Life Cellular Automata?

[A Lizard With Scales That Behave Like a Computer Simulation](#)



Assignment 2: ADTs

- Assignment two is on "Abstract Data Types" (ADTs -- more on them later today!)
- The assignment has **two separate programs**, which you will turn in all at once:
 - WordLadder: connect one word to another by changing one letter at a time.
 - Ngrams: randomly generate new text that sounds like it came from an input text.



Assignment 2A: Word Ladder

Welcome to CS 106B Word Ladder!

Give me two English words, and I will change the first into the second by changing one letter at a time.

Dictionary file name: **dictionary.txt**

Word 1 (or Enter to quit): **code**

Word 2 (or Enter to quit): **data**

A ladder from data back to code:

data date cate cade code

Word 1 (or Enter to quit):

Have a nice day.

Uses a "queue": more on this later today!

Need to find
neighbor words:

- aate, bate, cate, ..., zate ← all possible neighbors where only the 1st letter is changed
- date, dbte, dcte, ..., dzte ← all possible neighbors where only the 2nd letter is changed
- ...
- data, datb, datc, ..., datz ← all possible neighbors where only the 4th letter is changed



Assignment 2B: Ngrams

Welcome to CS 106X Random Writer ('N-Grams')!
This program generates random text based on a document.
Give me an input file and an 'N' value for groups of
words, and I will generate random text for you.

Input file name: **hamlet.txt**
Value of N: **3**

of random words to generate (0 to quit): **40**
... chapel. Ham. Do not believe his tenders, as you go to this fellow.
Whose grave's this, sirrah? Clown. Mine, sir. [Sings] O, a pit of clay
for to the King that's dead. Mar. Thou art a scholar; speak to it. ...

of random words to generate (0 to quit): **20**
... a foul disease, To keep itself from noyance; but much more handsome
than fine. One speech in't I chiefly lov'd. ...

of random words to generate (0 to quit): **0**
Exiting.

Uses a "map": more on this on Monday!



Vector ("dynamic array") Review

- Pop quiz: what gives better speed, inserting and removing at the beginning or at the end of a Vector, and what is the Big O?

Answer: At the end (no moving of elements necessary) $O(1)$

- Pop quiz: If a Vector has n elements, and we are going to insert somewhere into the Vector, what is the maximum number of elements that must be moved? **Answer: n**

- Pop quiz: If a Vector has n elements, and we are going to insert somewhere into the Vector, what is the minimum number of elements that must be moved? **Answer: 0**



Vector: Actually an Abstract Data Type

- In the last class, we talked about how a Vector is implemented under the hood. And that may be important to the user -- the user should know about the speed of the operations so that he or she can make good choices about using the Vector.
- But -- is it necessary to implement a Vector with an array? We are going to switch gears a bit and talk about **Abstract Data Types (ADT)**, and the Vector actually counts as an ADT.

An abstract data type is a model that describes how data is manipulated *from the point of view of the user*. In other words, the user should get a set of functions and behaviors that are identical *regardless of how the model is implemented*.



Vector: Does the user care how it is implemented?

Consider the following program that uses a Vector:

```
int main() {
    Vector<string> states;
    // manually add in alphabetic order
    states.add("California");
    states.insert(0, "Alaska");
    states.add("Texas");
    states.insert(3, "Utah");
    states.insert(2, "Nebraska");

    cout << "Originals: "
         << states.toString() << endl; // for testing

    // revolution happens
    states.remove(3); // Texas

    cout << "After removing Texas: "
         << states.toString() << endl;

    return 0;
}
```

From the perspective of the user, the Vector class needs to have certain behaviors, but the user isn't really concerned with how those behaviors are implemented under the hood.

This is the idea behind an ADT -- the Vector needs to have **add()**, **insert()**, and **remove()** functions, but the fact that it is an array under the hood is not relevant if you just want certain behaviors.

So...



Vector: Implemented with Moon Monkeys®


We could imagine implementing the Stanford Library Vector using Moon Monkeys®, who keep all of our data on the Moon, and simply pass back the results of our functions as we need them.

```
Vector<string> states;  
states.add( "California" );
```

For these statements, we call up the Moon Monkeys, and say "we want a Vector that holds strings," and then we radio up to them, 'Please add "California" to the Vector.'

Is this efficient? No. Does it meet the requirements of our Vector ADT? **Yes.**

That is the principle idea behind ADTs: the functional behavior is what matters, not the implementation.



Stacks

A “stack” is another example of an abstract data type. A stack has the following behaviors / functions:

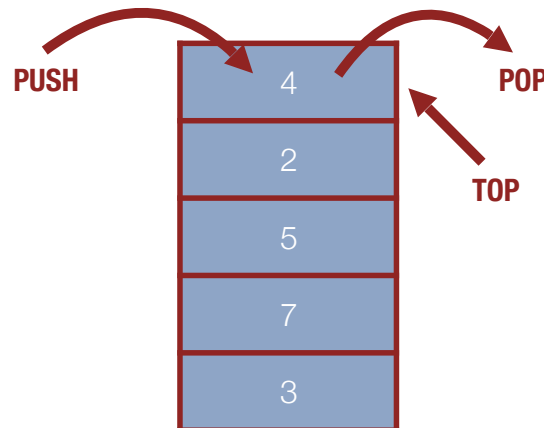
push(value) (or add(value)) - place an entity onto the top of the stack

pop() (or remove()) - remove an entity from the top of the stack and return it

top() (or peek()) - look at the entity at the top of the stack, but don't remove it

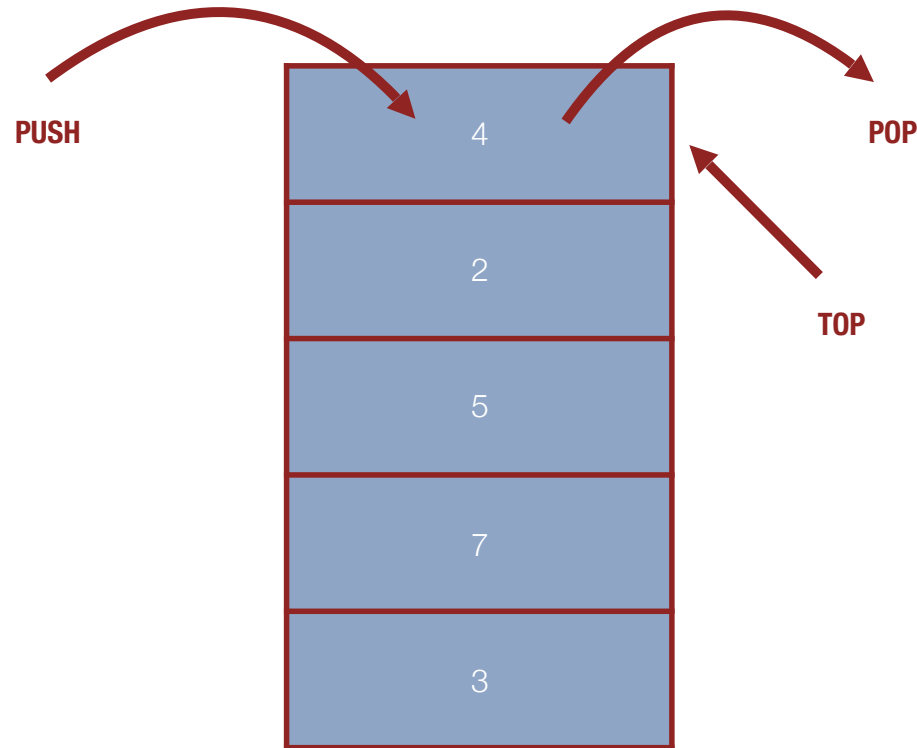
isEmpty() - a boolean value, **true** if the stack is empty, **false** if it has at least one element.
(note: a runtime error occurs if a **pop()** or **top()** operation is attempted on an empty stack.)

Why do we call it a "stack?" Because we model it using a stack of things:



Stacks

The push, pop, and top operations are the only operations allowed by the stack ADT, and as such, *only* the top element is accessible. Therefore, a stack is a “Last-In-First-Out” (LIFO) structure: the last item in is the first one out of a stack.



Stacks

Despite the stack's limitations (and indeed, because of them), the stack is a very frequently used ADT. In fact, most computer architectures implement a stack at the very core of their instruction sets — both **push** and **pop** are assembly code instructions.

Stack operations are so useful that there is a stack built in to every program running on your PC — the stack is a memory block that gets used to store the state of memory when a function is called, and to restore it when a function returns.

Why are stacks used to when functions are called?

Let's say we had a program like this:

```
main() {  
    function1();  
    return;  
}
```

```
function1() {  
    function2();  
    return;  
}
```

```
function2() {  
    function3();  
    return;  
}
```

What happens to the state of the system as this program runs?



Stacks

```
main() {  
    function1();  
    return;  
}
```

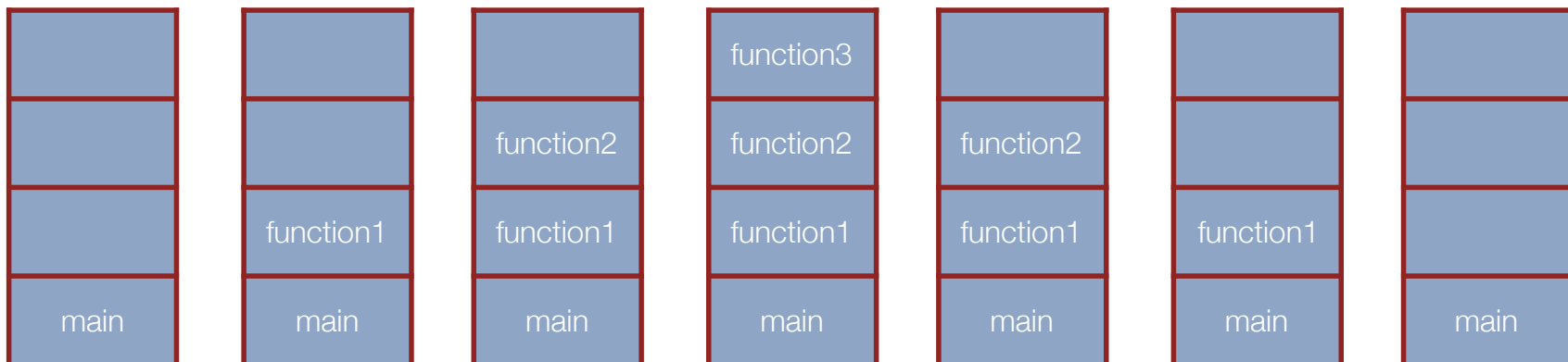
```
function1() {  
    function2();  
    return;  
}
```

```
function2() {  
    function3();  
    return;  
}
```

main calls **function1**, which calls **function2**, which calls **function3**.

Then, **function3** returns, then **function2** returns, then **function1** returns, then **main** returns.

This is a LIFO pattern!



Stacks

What are some downsides to using a stack?

- No random access. You get the top, or nothing.
- No walking through the stack at all — you can only reach an element by popping all the elements higher up off first
- No searching through a stack.

What are some benefits to using a stack?

- Useful for lots of problems -- many real-world problems can be solved with a Last-In-First-Out model (we'll see one in a minute)
- Very easy to build one from an array such that access is guaranteed to be fast.
 - Where would you have the top of the stack if you built one using a Vector? Why would that be fast?



Simple Stack Example

The following is a simple example of a program that uses a Stack. It simply creates a stack, pushes words onto the stack, then pops off the words and prints them.

```
// Simple Stack Example

#include <iostream>
#include "console.h"
#include "stack.h"

using namespace std;
const char SPACE = ' ';

int main() {
    string sentence = "hope is what defines humanity";
    string word;
    Stack<string> wordStack;

    cout << "Original sentence: " << sentence << endl;
```

```
    for (char c : sentence) {
        if (c == SPACE and word != "") {
            wordStack.push(word);
            word = ""; // reset
        }
        else {
            word += c;
        }
    }
    if (word != "") {
        wordStack.push(word);
    }

    cout << "    New sentence: ";
    while (!wordStack.isEmpty()) {
        string word = wordStack.pop();
        cout << word << SPACE;
    }
    cout << endl;

    return 0;
}
```

Output:

```
Original sentence: hope is what defines humanity
New sentence: humanity defines what is hope
```



More Advanced Stack Example

When you were first learning algebraic expressions, your teacher probably gave you a problem like this, and said, "What is the result?"

$$5 * 4 - 8 / 2 + 9$$

The class got all sorts of different answers, because no one knew the order of operations yet (the correct answer is 25, by the way). Parenthesis become necessary as well (e.g., $10 / (8-3)$).



This is a somewhat annoying problem — it would be nice if there were a better way to do arithmetic so we didn't have to worry about order of operations and parenthesis.

As it turns out, there is a "better" way! We can use a system of arithmetic called "postfix" notation — the expression above would become the following:

$$5\ 4\ * \ 8\ 2\ / \ - \ 9\ + \quad \text{Wat?}$$



Postfix Example

5 4 * 8 2 / - 9 +

Postfix notation* works like this: Operands (the numbers) come first, followed by an operator (+, -, *, /, etc.). When an operator is read in, it uses the previous operands to perform the calculation, depending on how many are needed (most of the time it is two).

So, to multiply 5 and 4 in postfix, the postfix is 5 4 * To divide 8 by 2, it is 8 2 /

There is a simple and clever method using a stack to perform arithmetic on a postfix expression: (talk to your neighbor about how you might do this!)

Read the input and push numbers onto a stack until you reach an operator.

When you see an operator, apply the operator to the two numbers that are popped from the stack.

Push the resulting value back onto the stack.

When the input is complete, the value left on the stack is the result.

*Postfix notation is also called "Reverse Polish Notation" (RPN) because in the 1920s a Polish logician named Jan Łukasiewicz invented "prefix" notation, and postfix is the opposite of prefix, and therefore so-called "Reverse Polish Notation"



Postfix Example Code

Top of program:

```
// Postfix arithmetic, implementing +, -, *, /

#include <iostream>
#include "console.h"
#include "simpio.h"
#include "stack.h"

using namespace std;

const string OPERATORS = "+-*/";
const string SEPARATOR = " ";

// function prototypes
double parsePostfix(string expression);
string getNextToken(string &expression);
void performCalculation(Stack<double> &s, char op);
```



Postfix Example Code

Top of program:

```
// Postfix arithmetic, implementing +, -, *, /  
  
#include <iostream>  
#include "console.h"  
#include "simpio.h"  
#include "stack.h"    Uses a stack  
  
using namespace std;  
  
const string OPERATORS = "+-*/";    Allows * or x for  
const string SEPARATOR = " ";    multiplication  
  
// function prototypes    Three functions  
double parsePostfix(string expression);  
string getNextToken(string &expression);  
void performCalculation(Stack<double> &s, char op);
```



Postfix Example Code

main():

```
int main() {
    string expression;
    double answer;
    do {
        expression = getLine("Please enter a postfix expression (blank to quit): ");
        answer = parsePostfix(expression);
        cout << "The answer is: " << answer << endl << endl;
    } while (expression != "");
    return 0;
}
```



Postfix Example Code

main():

```
int main() {
    string expression;
    double answer;
    do { do / while to continue until user quits
        expression = getLine("Please enter a postfix expression (blank to quit): ");
        answer = parsePostfix(expression);
        cout << "The answer is: " << answer << endl << endl;
    } while (expression != "");
    return 0;
}
```



Postfix Example Code

getNextToken():

```
string getNextToken(string &expression) {
    // pull out the substring up to the first space
    // and return the token, removing it from the expression

    string token;
    int sepLoc = expression.find(SEPARATOR);
    if (sepLoc != (int) string::npos) {
        token = expression.substr(0, sepLoc);
        expression = expression.substr(sepLoc+1, expression.size() - sepLoc);
        return token;
    }
    else {
        token = expression;
        expression = "";
        return token;
    }
}
```



Postfix Example Code

getNextToken():

```
string getNextToken(string &expression) {  
    // pull out the substring up to the first space  
    // and return the token, removing it from the expression  
  
    string token;  
    int sepLoc = expression.find(SEPARATOR);  
    if (sepLoc != (int) string::npos) {  
        token = expression.substr(0, sepLoc);  
        expression = expression.substr(sepLoc+1, expression.size() - sepLoc);  
        return token;  
    }  
    else {  
        token = expression;  
        expression = "";  
        return token;  
    }  
}
```

string functions!



Postfix Example Code

parsePostfix():

```
double parsePostfix(string expression) {
    Stack<double> s;
    string nextToken;

    while (expression != "") {
        // gets the next token and removes it from expression
        nextToken = getNextToken(expression);
        if (OPERATORS.find(nextToken) == string::npos) {
            // we have a number
            double operand = stringToDouble(nextToken);
            s.push(operand);
        }
        else {
            // we have an operator
            char op = stringToChar(nextToken);
            performCalculation(s,op);
        }
    }
    return s.pop();
}
```



Postfix Example Code

parsePostfix():

```
double parsePostfix(string expression) {
    Stack<double> s;
    string nextToken;

    while (expression != "") {
        // gets the next token and removes it from expression
        nextToken = getNextToken(expression);
        if (OPERATORS.find(nextToken) == string::npos) {
            // we have a number
            double operand = stringToDouble(nextToken);
            s.push(operand); push when you get a number
        }
        else {
            // we have an operator
            char op = stringToChar(nextToken);
            performCalculation(s,op); calculate when you get an operator
        }
    }
    return s.pop();
}
```



Postfix Example Code

performCalculation():

```
void performCalculation(Stack<double> &s, char op) {
    double result;
    double operand2 = s.pop(); // LIFO!
    double operand1 = s.pop();
    switch(op) {
        case '+': result = operand1 + operand2;
                 break;
        case '-': result = operand1 - operand2;
                 break;
        // allow "*" or "x" for times
        case '*':
        case 'x': result = operand1 * operand2;
                 break;
        case '/': result = operand1 / operand2;
                 break;
    }
    s.push(result);
}
```



Postfix Example Code

performCalculation():

```
void performCalculation(Stack<double> &s, char op) {  
    double result;  
    double operand2 = s.pop(); // LIFO! remember LIFO behavior (subtraction  
    double operand1 = s.pop(); and division are not commutative)  
    switch (op) {  
        case '+': result = operand1 + operand2;  
            break;  
        case '-': result = operand1 - operand2;  
            break;  
        // allow "*" or "x" for times  
        case '*':  
        case 'x': result = operand1 * operand2;  
            break;  
        case '/': result = operand1 / operand2;  
            break;  
    }  
    s.push(result); // the result simply gets  
} // pushed back on the stack
```



Postfix Example Output

```
Console
Please enter a postfix expression (blank to quit): 5 4 * 8 2 / - 9 +
The answer is: 25

Please enter a postfix expression (blank to quit): 1 2 3 4 + + +
The answer is: 10

Please enter a postfix expression (blank to quit): 1 2 3 4 - - -
The answer is: -2

Please enter a postfix expression (blank to quit): 1 2 + 3 * 6 + 2 3 + /
The answer is: 3

Please enter a postfix expression (blank to quit): 2 3 4 + * 6 -
The answer is: 8

Please enter a postfix expression (blank to quit):
```



World's First Programmable Desktop Computer

The HP 9100A Desktop Calculator: the world's first programmable scientific desktop computer — really, the first desktop computer

(Wired, Dec. 2000)



- RPN (postfix)
- Special algorithm for trigonometric and logarithmic functions
- Cost \$5000 in 1968 (\$35,000 today)



Next...



Queues

The next ADT we are going to talk about is a "queue." A queue is similar to a stack, except that (much like a real queue/line), it follows a "First-In-First-Out" (FIFO) model:



Insertion into a queue "enqueue()" is done at the *back* of the queue, and removal from a queue "dequeue()" is done at the *front* of the queue.



Queues

Like the stack, the queue Abstract Data Type can be implemented in many ways (we will talk about some later!). A queue must implement at least the following functions:

enqueue(value) (or **add(value)**) - place an entity onto the *back* of the queue

dequeue() (or **remove()**) - remove an entity from the *front* of the queue

front() (or **peek()**) - look at the entity at the front of the queue, but don't remove it

isEmpty() - a boolean value, **true** if the queue is empty, **false** if it has at least one element.

(note: a runtime error occurs if a **dequeue()** or **front()** operation is attempted on an empty queue.)

Please look at the Stanford Library Queue reference for other functions (e.g., there is a **back()** function that is analogous to **front()** for the back of the queue -- but no removing the value!)

```
Queue<int> q;           // {}, empty queue
q.enqueue(42);         // {42}
q.enqueue(-3);        // {42, -3}
q.enqueue(17);        // {42, -3, 17}
cout << q.dequeue() << endl; // 42 (q is {-3, 17})
cout << q.front() << endl;  // -3 (q is {-3, 17})
cout << q.dequeue() << endl; // -3 (q is {17})
```



Queue Examples

There are many real world problems that are modeled well with a queue:

Jobs submitted to a printer go into a queue (although they can be deleted, so it breaks the model a bit)
Ticket counters, supermarkets, etc.

File server - files are doled out on a first-come-first served basis

Call centers (“your call will be handled by the next available agent”)

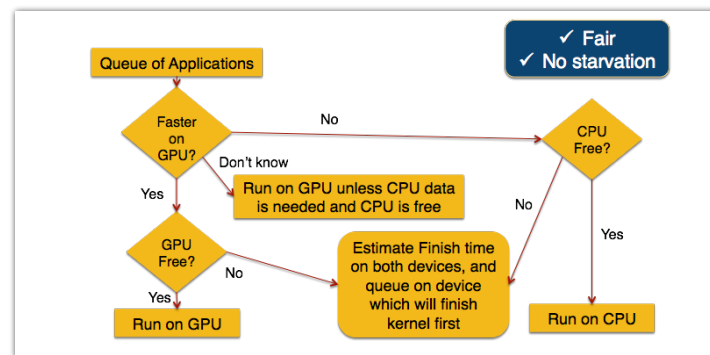
The LaIR is a queue!

Chris G’s research! Scheduling work between a CPU and a GPU is queue based.

*Actual slide from Chris's
Dissertation Defense*

The Scheduling Algorithm

Applications are moved from a main queue into a device sub-queue based on a set of rules (assuming one CPU and one GPU):



Queue Mystery

Both the Stanford Stack and Queue classes have a **size()** function that returns the number of elements in the object.

What is the output of the following code?

```
Queue<int> queue;  
// produce: {1, 2, 3, 4, 5, 6}  
for (int i = 1; i <= 6; i++) {  
    queue.enqueue(i);  
}  
for (int i = 0; i < queue.size(); i++) {  
    cout << queue.dequeue() << " ";  
}  
cout << queue.toString() << " size " << queue.size() << endl;
```

- A. 1 2 3 4 5 6 {} size 0
- B. 1 2 3 {4,5,6} size 3
- C. 1 2 3 4 5 6 {1,2,3,4,5,6} size 6
- D. none of the above



Queue Mystery

Both the Stanford Stack and Queue classes have a **size()** function that returns the number of elements in the object. But, you must be careful using it!

What is the output of the following code?

```
Queue<int> queue;  
// produce: {1, 2, 3, 4, 5, 6}  
for (int i = 1; i <= 6; i++) {  
    queue.enqueue(i);  
}  
for (int i = 0; i < queue.size(); i++) {  
    cout << queue.dequeue() << " ";  
}  
cout << queue.toString() << " size " << queue.size() << endl;
```

Changes during the loop! Be careful!!

- A. 1 2 3 4 5 6 {} size 0
- B. 1 2 3 {4,5,6} size 3
- C. 1 2 3 4 5 6 {1,2,3,4,5,6} size 6
- D. none of the above



Queue Idiom 1

If you are going to empty a stack or queue, a very good programming idiom is the following:

```
Queue<int> queue;  
// produce: {1, 2, 3, 4, 5, 6}  
for (int i = 1; i <= 6; i++) {  
    queue.enqueue(i);  
}  
while (!queue.isEmpty()) {  
    cout << queue.dequeue() << " ";  
}  
cout << queue.toString() << " size " << queue.size() << endl;
```

- A. 1 2 3 4 5 6 {} size 0
- B. 1 2 3 {4,5,6} size 3
- C. 1 2 3 4 5 6 {1,2,3,4,5,6} size 6
- D. none of the above



Queue Idiom 2

If you are going to go through a stack or queue once for the original values, a very good programming idiom is the following:

```
int origQSize = queue.size();
for (int i=0; i < origQSize; i++) {
    int value = queue.dequeue();
    cout << value << " ";
    // re-enqueue even values
    if (value % 2 == 0) {
        queue.enqueue(value);
    }
}
```

Output:

```
1 2 3 4 5 6 {2, 4, 6} size 3
```



Queue Idiom 2

If you are going to go through a stack or queue once for the original values, a very good programming idiom is the following:

```
int origQSize = queue.size();  
for (int i=0; i < origQSize; i++) {  
    int value = queue.dequeue();  
    cout << value << " ";  
    // re-enqueue even values  
    if (value % 2 == 0) {  
        queue.enqueue(value);  
    }  
}
```

Fix value of origQSize at the beginning

Output:

```
1 2 3 4 5 6 {2, 4, 6} size 3
```



Recap

- **Vectors Review:**

- Stored as arrays under the hood -- you should be cognizant of the ramifications of inserting or removing from the middle of the Vector.
- But, the Vector *ADT* does not require an array! We could have Moon Monkeys.

- **Abstract Data Types:**

- An ADT is a set of behaviors that the underlying code must produce, but how the underlying code is written does not affect the ADT behavior (but it might affect the speed!)

- **Stacks:**

- Stacks are Last-In-First-Out (LIFO) and will have `push(value)`, `pop()`, `top()`, and `isEmpty()`.

- **Queues:**

- Queues are First-In-First-Out (FIFO) and will have `enqueue(value)`, `dequeue()`, `front()`, and `isEmpty()`.



References and Advanced Reading

•References:

- Stanford Stack reference: <http://stanford.edu/~stepp/cppdoc/Stack-class.html>
- Stanford Queue reference: stanford.edu/~stepp/cppdoc/Queue-class.html

•Advanced Reading:

- Hewlett-Packard 9100A: http://en.wikipedia.org/wiki/Hewlett-Packard_9100A
- Reverse Polish Notation: http://en.wikipedia.org/wiki/Reverse_Polish_notation
- Standard stack library (not Stanford) reference: <http://www.cplusplus.com/reference/stack/stack/>
- Standard queue library (not Stanford) reference: www.cplusplus.com/reference/queue/queue
- [Chris G's dissertation \(you will be one of few people to actually read it!\)](#)
- All about memory caching: <http://www.hardwaresecrets.com/how-the-cache-memory-works/>



Extra Slides



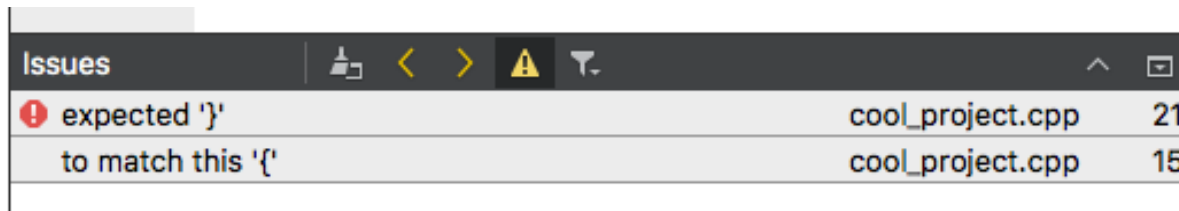
Stack Example

What is wrong with the following code?

```
15  int main() {
16      for (int i=0; i < 10; i++) {
17          if (i % 2 == 0) {
18              cout << i << endl;
19          }
20      return 0;
21  }
```



In Qt Creator, this is what happens when you compile:



How does Qt Creator know that there are un-matched curly braces? A stack!



Stacks Example: Properly matched brackets

A Stack example algorithm: determine if a program has properly matched bracket symbols — parentheses, square brackets, and curly brackets: () [] { }

Algorithm: Think about it for a few minutes -- talk to your neighbor!

- Make an empty stack.
- Start reading characters.
- If the character is an opening symbol, push it onto the stack.
- If it is a closing symbol, then if the stack is empty, report an error. Otherwise, pop the stack.
- If the symbol popped is not the corresponding opening symbol, then report an error.
- At the end of the input, if the stack is not empty, report an error.

See code from lecture for full program.

