

SERENDIPITY

the effect by which one accidentally stumbles upon something truely wonderful, especially while looking for something entirely unrelated.

Today's Topics

Last time:

Combinations

Permutations

Group Assignment

TODAY: Probability!

Sample Spaces and Event Spaces

Axioms of Probability

Lots of Examples

Next week:

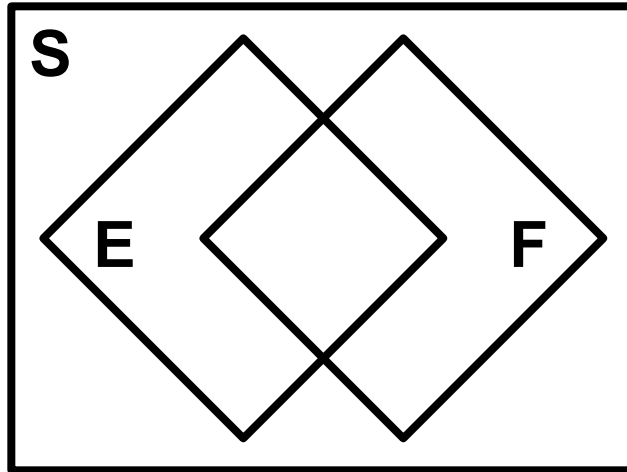
Conditional Probability

Sets Review



Set Operations Review

- Say E and F are subsets of S

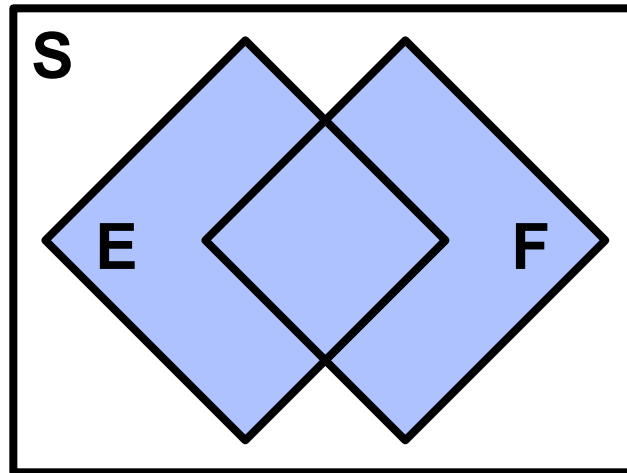


Set Operations Review

- Say E and F are events in S

Event that is in E or F

$$E \cup F$$



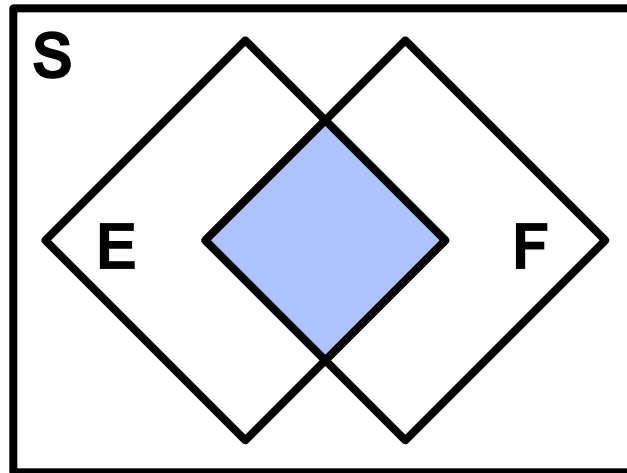
- $S = \{1, 2, 3, 4, 5, 6\}$ die roll outcome
- $E = \{1, 2\}$ $F = \{2, 3\}$ $E \cup F = \{1, 2, 3\}$

Set Operations Review

- Say E and F are events in S

Event that is in E and F

$$E \cap F \text{ or } EF$$



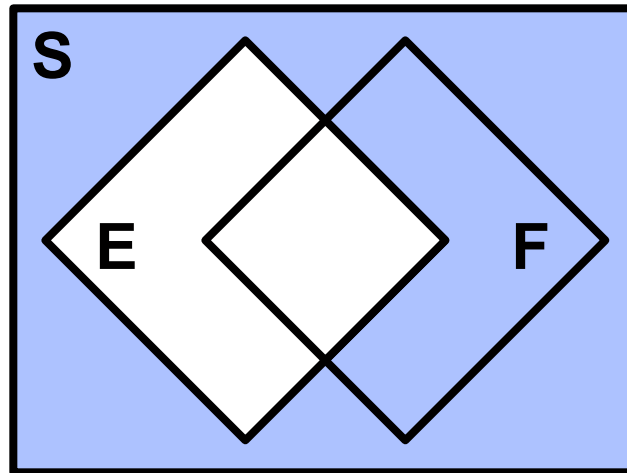
- $S = \{1, 2, 3, 4, 5, 6\}$ die roll outcome
- $E = \{1, 2\}$ $F = \{2, 3\}$ $EF = \{2\}$
- **Note:** mutually exclusive events means $E F = \emptyset$

Set Operations Review

- Say E and F are events in S

Event that is not in E (called complement of E)

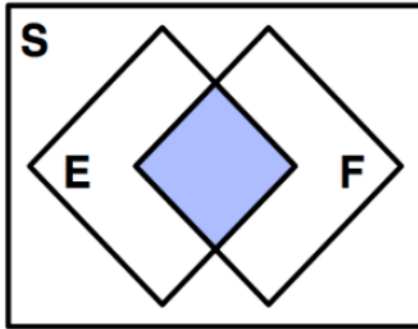
E^c or $\sim E$



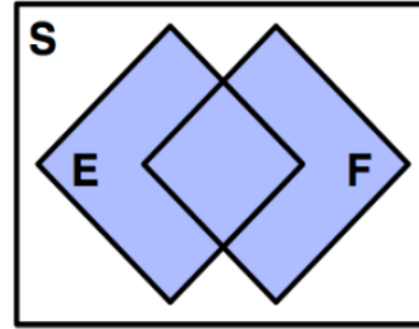
- $S = \{1, 2, 3, 4, 5, 6\}$ die roll outcome
- $E = \{1, 2\}$ $E^c = \{3, 4, 5, 6\}$

Which is the correct picture for $E^c \cap F^c$

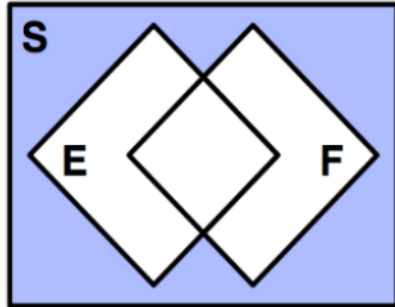
A



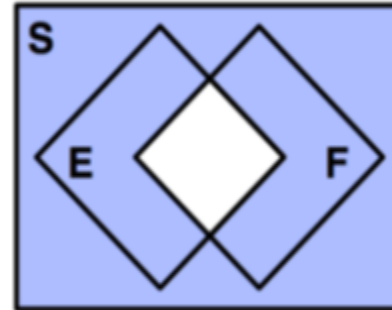
C



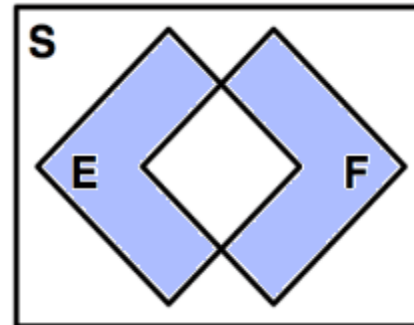
B



D



E

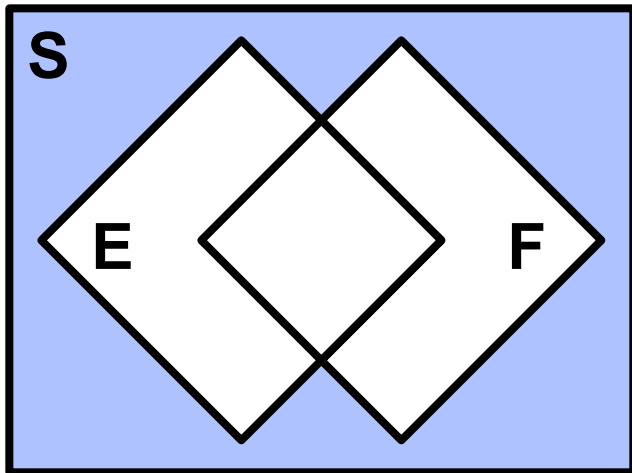


Set Operations Review

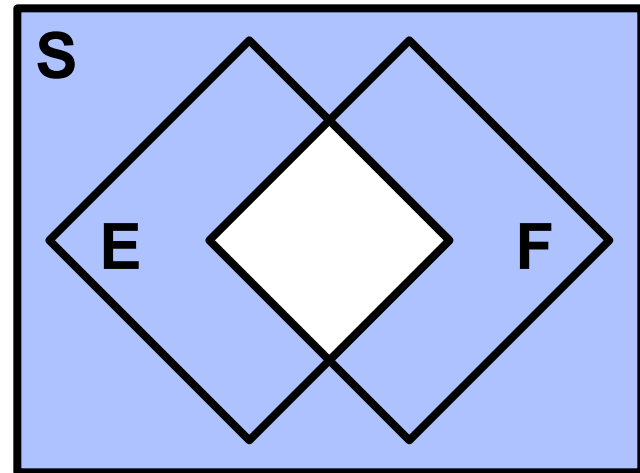
- Say E and F are events in S

DeMorgan's Laws

$$(E \cup F)^c = E^c \cap F^c$$



$$(E \cap F)^c = E^c \cup F^c$$



Tool Review

Problem Archetype	Use this tool
4-smudge iPhone Codes	Permutations
Choose 2 Hunger Games tributes	Combinations (Binomial)
Choosing stats books	Combinations with cases (No closed form)
Mississippi	Permutations with indistinguishable elements (Multinomial)
Assigning money to companies	Permutations with divider-method

Probability

Sample Space

- **Sample space**, S , is set of all possible outcomes of an experiment
 - Coin flip: $S = \{\text{Head, Tails}\}$
 - Flipping two coins: $S = \{(H, H), (H, T), (T, H), (T, T)\}$
 - Roll of 6-sided die: $S = \{1, 2, 3, 4, 5, 6\}$
 - # emails in a day: $S = \{x \mid x \in \mathbf{Z}, x \geq 0\}$ (non-neg. ints)
 - YouTube hrs. in day: $S = \{x \mid x \in \mathbf{R}, 0 \leq x \leq 24\}$

Events

- **Event**, E , is some subset of S ($E \subseteq S$)
 - Coin flip is heads: $E = \{\text{Head}\}$
 - ≥ 1 head on 2 coin flips: $E = \{(H, H), (H, T), (T, H)\}$
 - Roll of die is 3 or less: $E = \{1, 2, 3\}$
 - # emails in a day ≤ 20 : $E = \{x \mid x \in \mathbf{Z}, 0 \leq x \leq 20\}$
 - Wasted day (≥ 5 YT hrs.): $E = \{x \mid x \in \mathbf{R}, 5 \leq x \leq 24\}$

Note: When Ross uses: \subset , he really means: \subseteq

What is a Probability

What is a probability?

$$P(E) = \lim_{n \rightarrow \infty} \frac{n(E)}{n}$$

- Axiom 1: $0 \leq P(E) \leq 1$
- Axiom 2: $P(S) = 1$
- Axiom 3: If E and F mutually exclusive ($E \cap F = \emptyset$),
then $P(E) + P(F) = P(E \cup F)$

Implications of Axioms

- $P(E^c) = 1 - P(E)$ ($= P(S) - P(E)$)
- If $E \subseteq F$, then $P(E) \leq P(F)$
- $P(E \cup F) = P(E) + P(F) - P(EF)$
 - This is just Inclusion-Exclusion Principle for Probability

General form of Inclusion-Exclusion Identity:

$$P\left(\bigcup_{i=1}^n E_i\right) = \sum_{r=1}^n (-1)^{(r+1)} \sum_{i_1 < \dots < i_r} P(E_{i_1} E_{i_2} \dots E_{i_r})$$

Equally Likely Outcomes

- Some sample spaces have equally likely outcomes
 - Coin flip: $S = \{\text{Head, Tails}\}$
 - Flipping two coins: $S = \{(H, H), (H, T), (T, H), (T, T)\}$
 - Roll of 6-sided die: $S = \{1, 2, 3, 4, 5, 6\}$
- $P(\text{Each outcome}) = \frac{1}{|S|}$
- In that case, $P(E) = \frac{\text{number of outcomes in } E}{\text{number of outcomes in } S} = \frac{|E|}{|S|}$

Rolling Two Dice

- Roll two 6-sided dice.
 - What is $P(\text{sum} = 7)$?
- $S = \{(1, 1), (1, 2), (1, 3), (1, 4), (1, 5), (1, 6), (2, 1), (2, 2), (2, 3), (2, 4), (2, 5), (2, 6), (3, 1), (3, 2), (3, 3), (3, 4), (3, 5), (3, 6), (4, 1), (4, 2), (4, 3), (4, 4), (4, 5), (4, 6), (5, 1), (5, 2), (5, 3), (5, 4), (5, 5), (5, 6), (6, 1), (6, 2), (6, 3), (6, 4), (6, 5), (6, 6)\}$
- $E = \{(1, 6), (2, 5), (3, 4), (4, 3), (5, 2), (6, 1)\}$
- $P(\text{sum} = 7) = |E|/|S| = 6/36 = 1/6$

Twinkies and Ding Dongs

- 4 Twinkies and 3 Ding Dongs in a Bag. 3 drawn.
 - What is $P(1 \text{ Twinkie and } 2 \text{ Ding Dongs drawn})$?
- Ordered:
 - Pick 3 ordered items: $|S| = 7 * 6 * 5 = 210$
 - Pick Twinkie as either 1st, 2nd, or 3rd item:
 $|E| = (4 * 3 * 2) + (3 * 4 * 2) + (3 * 2 * 4) = 72$
 - $P(1 \text{ Twinkie, } 2 \text{ Ding Dongs}) = 72/210 = 12/35$
- Unordered:
 - $|S| = \binom{7}{3} = 35$
 - $|E| = \binom{4}{1} \binom{3}{2} = 12$
 - $P(1 \text{ Twinkie, } 2 \text{ Ding Dongs drawn}) = 12/35$

Chip Defect Detection

- n chips manufactured, 1 of which is defective.
- k chips randomly selected from n for testing.
 - What is $P(\text{defective chip is in } k \text{ selected chips})$?

- $|S| = \binom{n}{k}$

- $|E| = \binom{1}{1} \binom{n-1}{k-1}$

- $P(\text{defective chip is in } k \text{ selected chips})$

$$= \frac{\binom{1}{1} \binom{n-1}{k-1}}{\binom{n}{k}} = \frac{\frac{(n-1)!}{(k-1)!(n-k)!}}{\frac{n!}{k!(n-k)!}} = \frac{k}{n}$$

Any “Straight” Poker Hand

- Consider 5 card poker hands.
 - “straight” is 5 consecutive rank cards of any suit
 - What is $P(\text{straight})$?
 - Note: this is a little different than the textbook

- $|S| = \binom{52}{5}$

- $|E| = 10 \binom{4}{1}^5$

- $P(\text{straight}) = \frac{10 \binom{4}{1}^5}{\binom{52}{5}} \approx 0.00394$

Official “Straight” Poker Hand

- Consider 5 card poker hands.
 - “straight” is 5 consecutive rank cards of any suit
 - “straight flush” is 5 consecutive rank cards of same suit
 - What is $P(\text{straight, but not straight flush})$?

- $|S| = \binom{52}{5}$

- $|E| = 10 \binom{4}{1}^5 - 10 \binom{4}{1}$

- $P(\text{straight}) = \frac{10 \binom{4}{1}^5 - 10 \binom{4}{1}}{\binom{52}{5}} \approx 0.00392$

Card Flipping

- 52 card deck. Cards flipped one at a time.
 - After first ace (of any suit) appears, consider next card
 - Is $P(\text{next card} = \text{Ace Spades}) < P(\text{next card} = 2 \text{ Clubs})$?
 - Initially, might think so, but consider the two cases:
 - First note: $|S| = 52!$ (all cards shuffled)
- Case 1: Take Ace Spades out of deck
 - Shuffle left over 51 cards, add Ace Spades after first ace
 - $|E| = 51! * 1$ (only 1 place Ace Spades can be added)
- Case 2: Do same as case 1, but...
 - Replace “Ace Spades” with “2 Clubs” in description
 - $|E|$ and $|S|$ are the same as case 1
 - So $P(\text{next card} = \text{Ace Spade}) = P(\text{next card} = 2 \text{ Clubs})$

Selecting Programmers

- Say 28% of all students program in Java
 - 7% program in C++
 - 5% program in Java and C++
- What percentage of students do not program in Java or C++
 - Let A = event that a random student programs in Java
 - Let B = event that a random student programs in C++
 - $1 - P(A \cup B) = 1 - [P(A) + P(B) - P(AB)]$
 $= 1 - (0.28 + 0.07 - 0.05) = 0.7 \rightarrow 70\%$
- What percentage programs in C++, but not Java?
 - $P(A^c B) = P(B) - P(AB) = 0.07 - 0.05 = 0.02 \rightarrow 2\%$




WHEN YOU MEET YOUR BEST FRIEND

Somewhere you didn't expect to.

Serendipity

- Say 21,000 people at Stanford
 - You are friends with 150
 - You go for a walk, see 216 random people.
 - What is the probability that you see someone you know?



Birthdays

- What is the probability that of n people, none share the same birthday (regardless of year)?
 - $|S| = (365)^n$
 - $|E| = (365)(364)\dots(365 - n + 1)$
 - $P(\text{no matching birthdays})$
 $= (365)(364)\dots(365 - n + 1)/(365)^n$
- Interesting values of n
 - $n = 23$: $P(\text{no matching birthdays}) < \frac{1}{2}$ (least such n)
 - $n = 75$: $P(\text{no matching birthdays}) < 1/3,000$
 - $n = 100$: $P(\text{no matching birthdays}) < 1/3,000,000$
 - $n = 150$:
 $P(\text{no matching birthdays}) < 1/3,000,000,000,000,000$

Birthdays

- What is the probability that of n other people, none of them share the same birthday as you?
 - $|S| = (365)^n$
 - $|E| = (364)^n$
 - $P(\text{no birthdays matching yours}) = (364)^n / (365)^n$
- Interesting values of n
 - $n = 23$: $P(\text{no matching birthdays}) \approx 0.9388$
 - $n = 150$: $P(\text{no matching birthdays}) \approx 0.6626$
 - $n = 253$: $P(\text{no matching birthdays}) \approx 0.4995$
 - Least such n for which $P(\text{no matching birthdays}) < \frac{1}{2}$
 - Why are these probabilities much higher than before?
 - Anyone born on May 10th?
 - Is today anyone's birthday?

Crazy Version



Trailing the dovetail shuffle to it's lair – Persi Diaconosis

Making History

- What is the probability that in the n shuffles seen since the start of time, yours is unique?
 - $|S| = (52!)^n$
 - $|E| = (52! - 1)^n$
 - $P(\text{no deck matching yours}) = (52! - 1)^n / (52!)^n$
- For $n = 10^{14}$,
 - $P(\text{deck matching yours}) < 0.0000000001$