

Deep Learning

Chris Piech
CS109, Stanford University

Innovations in deep learning



AlphaGO (2016)

Deep learning (neural networks) is the core idea driving the current revolution in AI.

Notes:

- Checkers is the last **solved** game (from game theory, where perfect player outcomes can be fully predicted from any gameboard).
https://en.wikipedia.org/wiki/Solved_game
- The first machine learning algorithm defeated a world champion in Chess in 1996.
[https://en.wikipedia.org/wiki/Deep_Blue_\(chess_computer\)](https://en.wikipedia.org/wiki/Deep_Blue_(chess_computer))

Self Driving Cars




Computers making art



The Next Rembrandt

<https://medium.com/@DutchDigital/the-next-rembrandt-bringing-the-old-master-back-to-life-35dfb1653597>



A Neural Algorithm of Artistic Style

<https://arxiv.org/abs/1508.06576>
<https://github.com/jcjohnson/neural-style>



Google Deep Dream

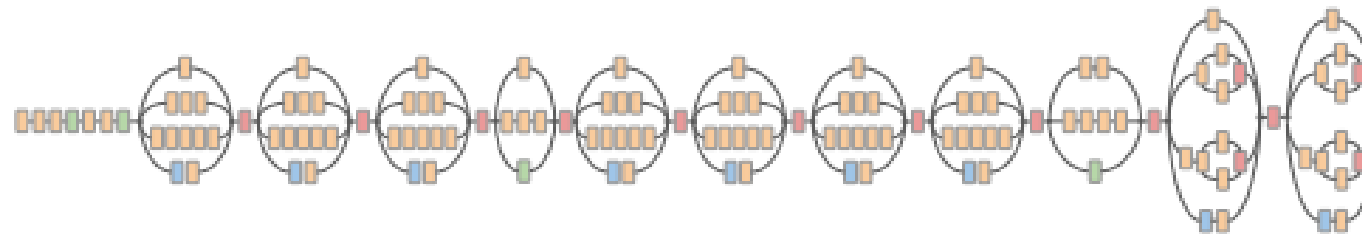
<https://ai.googleblog.com/2015/06/inceptionism-going-deeper-into-neural.html>

Detecting skin cancer

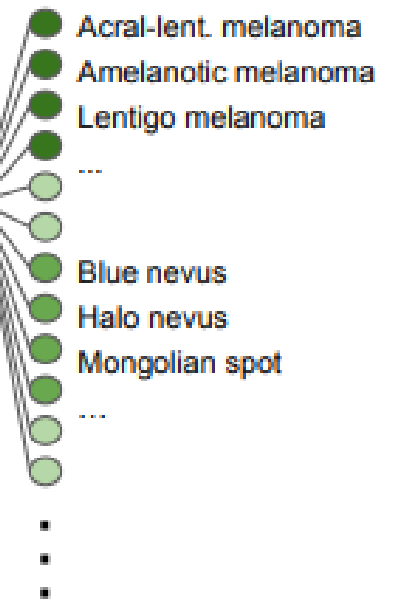
Skin Lesion Image



Deep Convolutional Neural Network (Inception-v3)

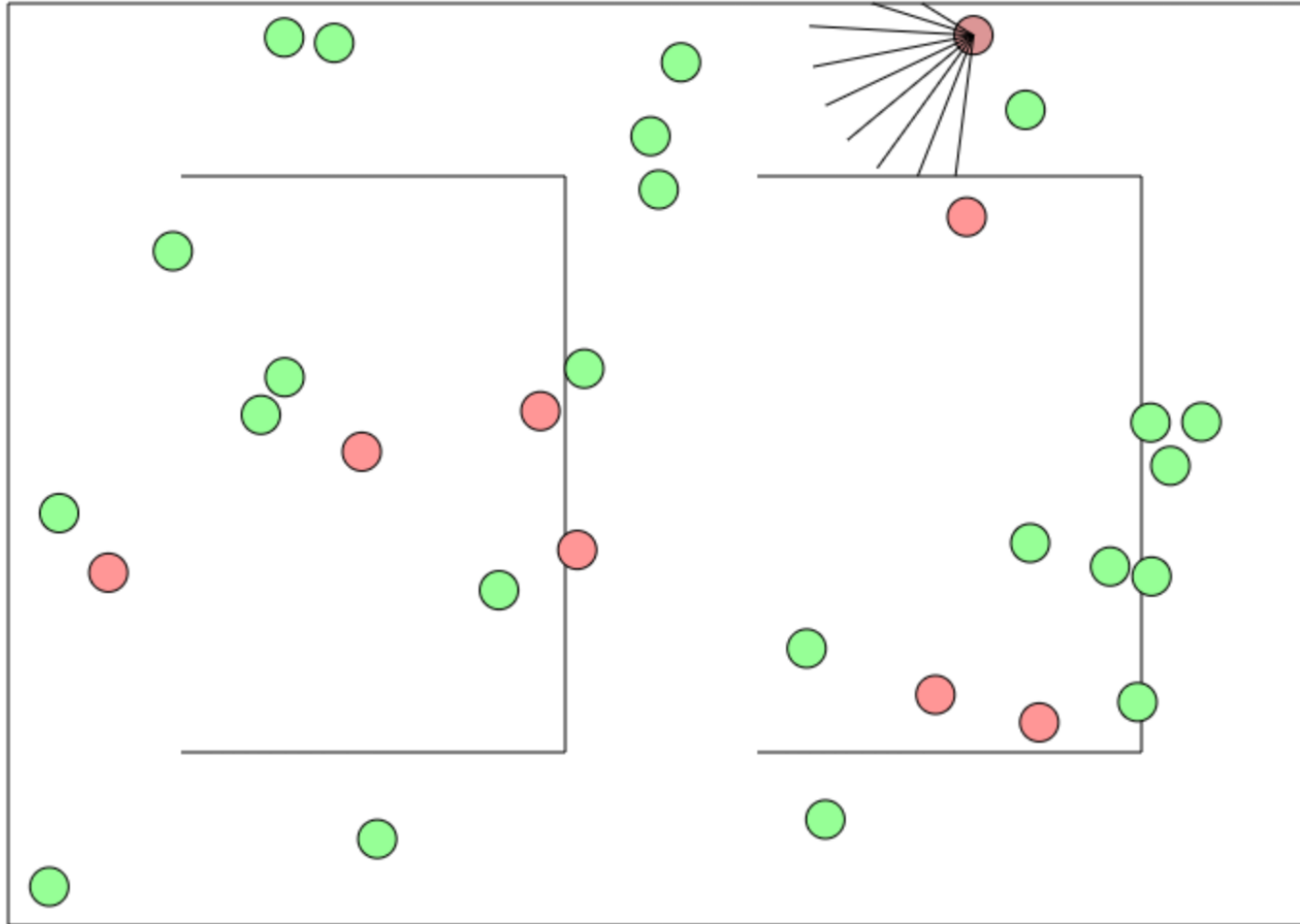


Training Classes (757)



Esteva, Andre, et al. "Dermatologist-level classification of skin cancer with deep neural networks." *Nature* 542.7639 (2017): 115-118.

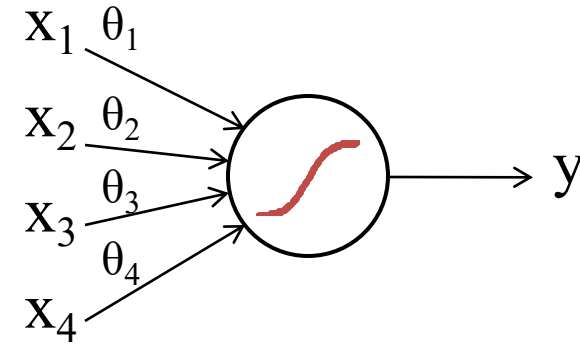
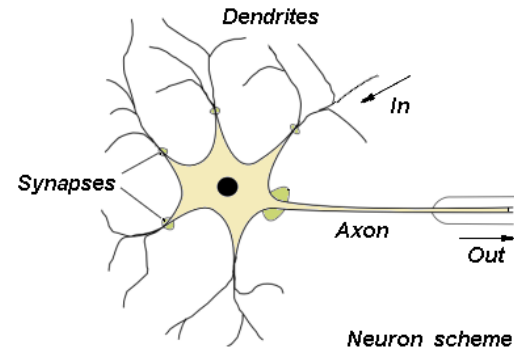
Our Little Buddy



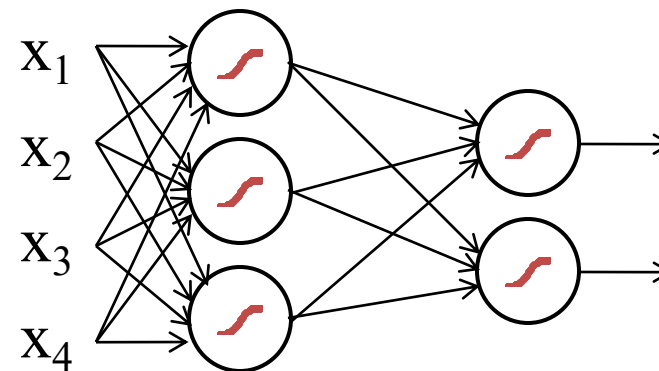
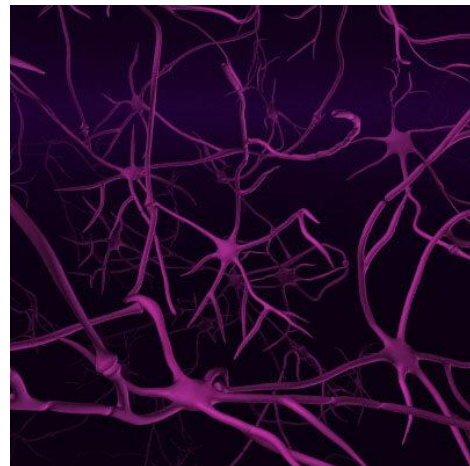
<http://cs.stanford.edu/people/karpathy/convnetjs/demo/rldemo.html>

Biological Basis for Neural Networks

A neuron



Your brain



Actually, it's probably someone else's brain

Logistics

End of Class Schedule

ML PSet

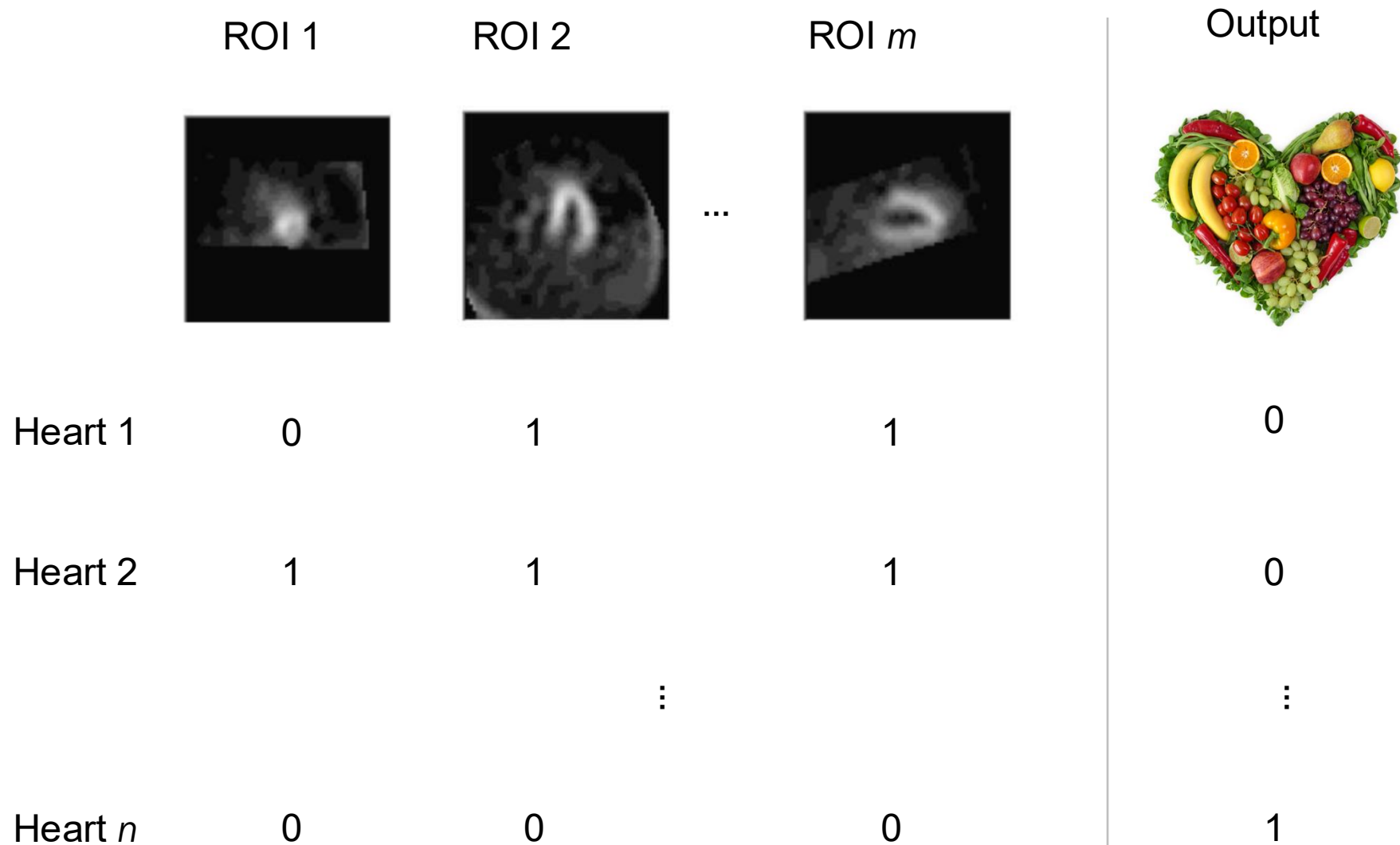
Week	Monday	Wed	Fri
Next (Nov 17th)	Regression	Application / Practice	Application / Practice
Thanksgiving (Nov 24 th)			
Last Week (Dec 1 st)	Application / Practice	Last Class	

Final PEP

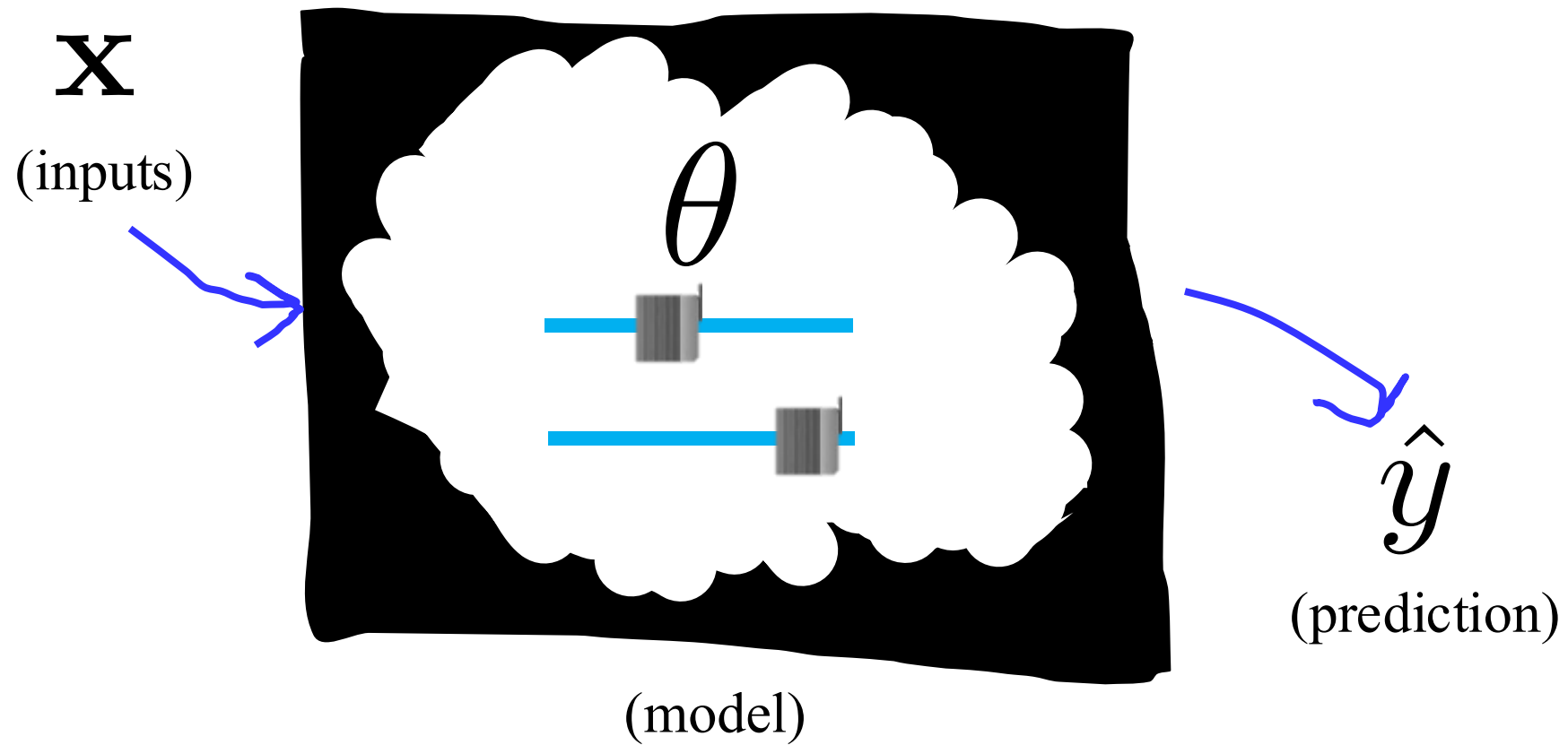
Review
PSet

Review

Classification Task



Machine Learning



The Training / Testing Paradigm

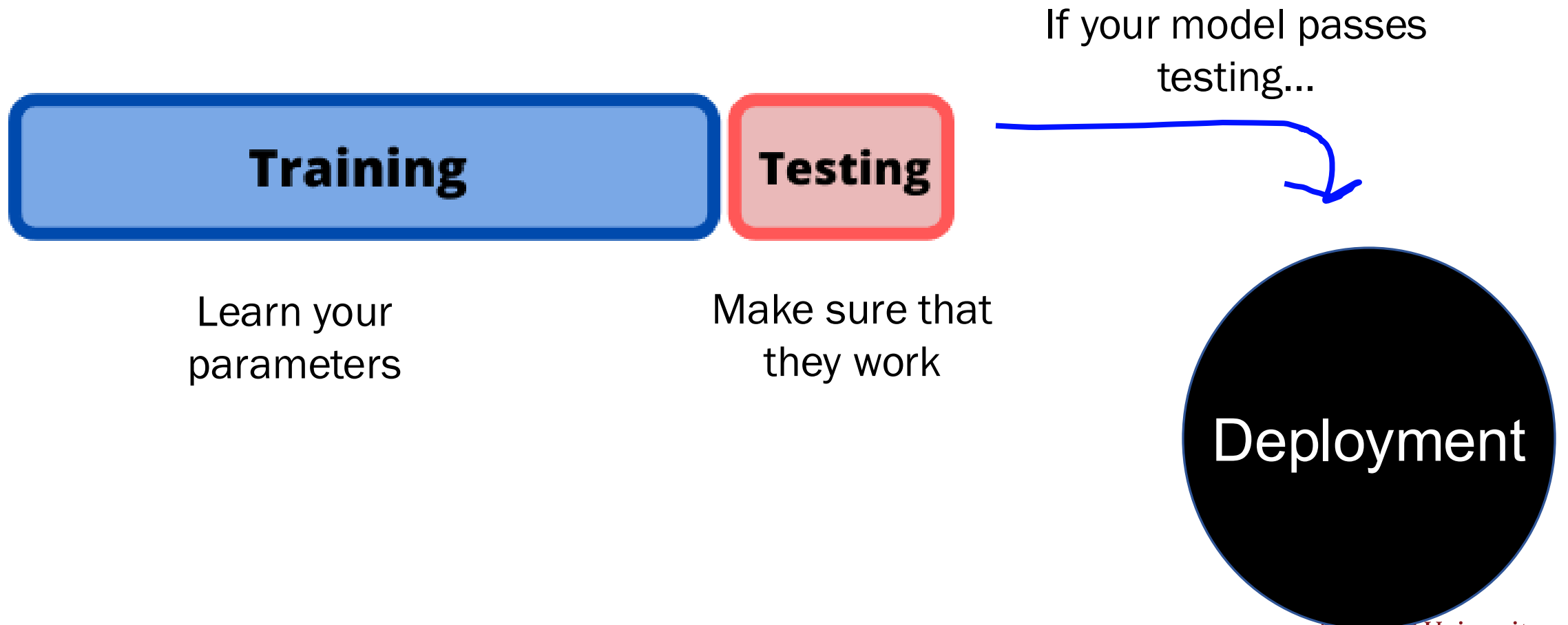


Dataset

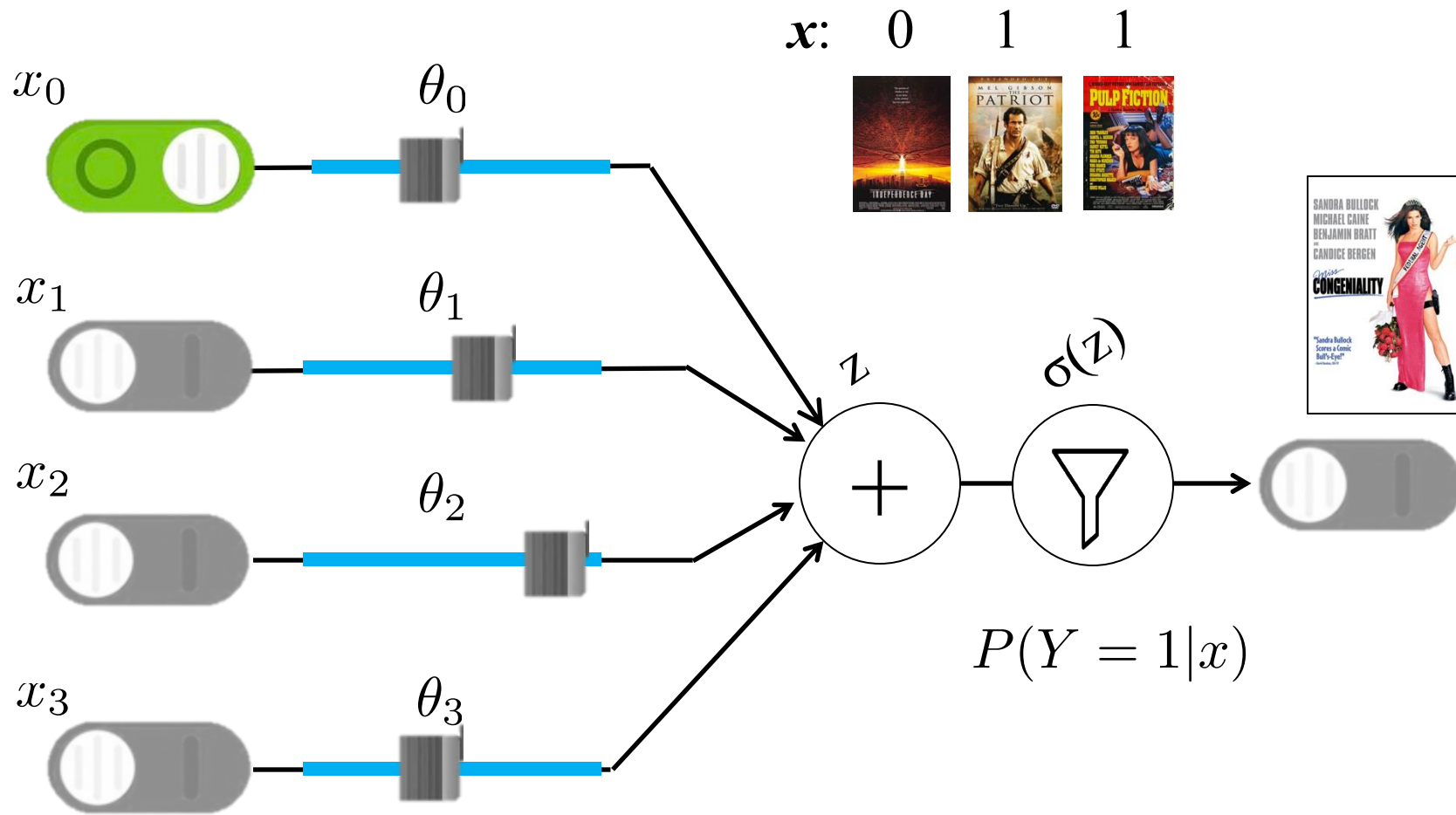


Deployment

The Training / Testing Paradigm

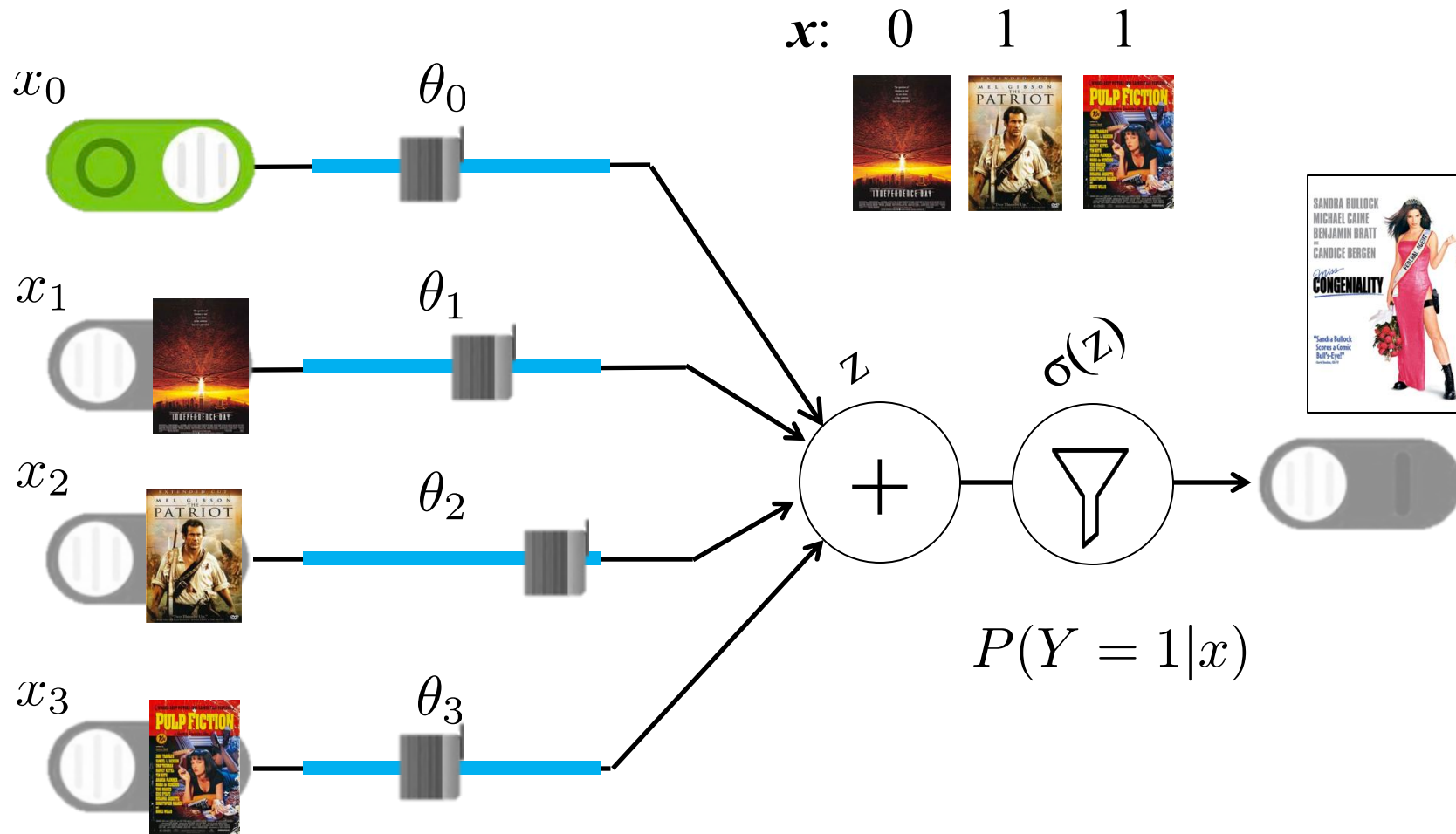


Logistic Regression



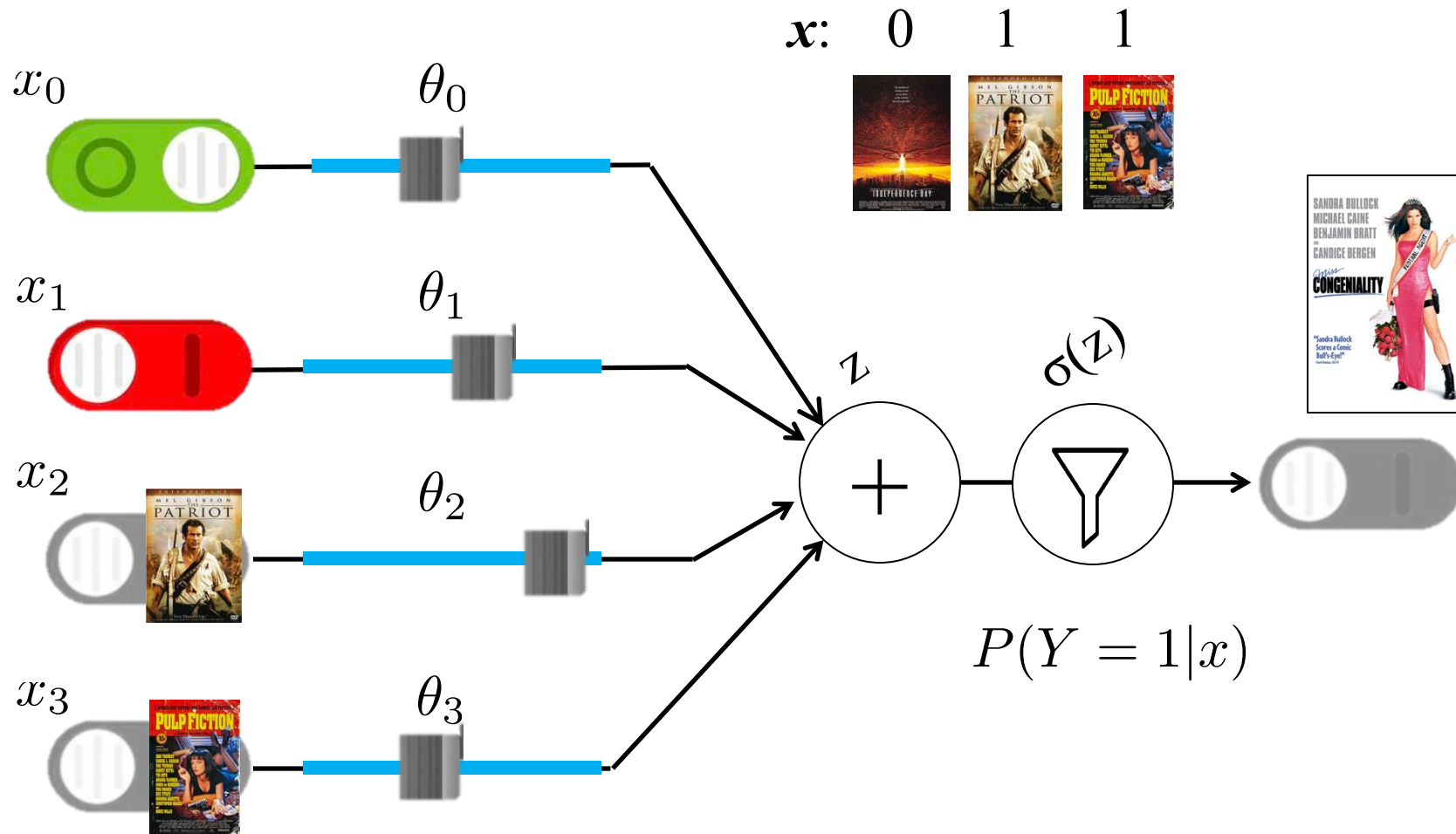
$$P(Y = 1|X = \mathbf{x}) = \sigma(\theta^T \mathbf{x})$$

Logistic Regression



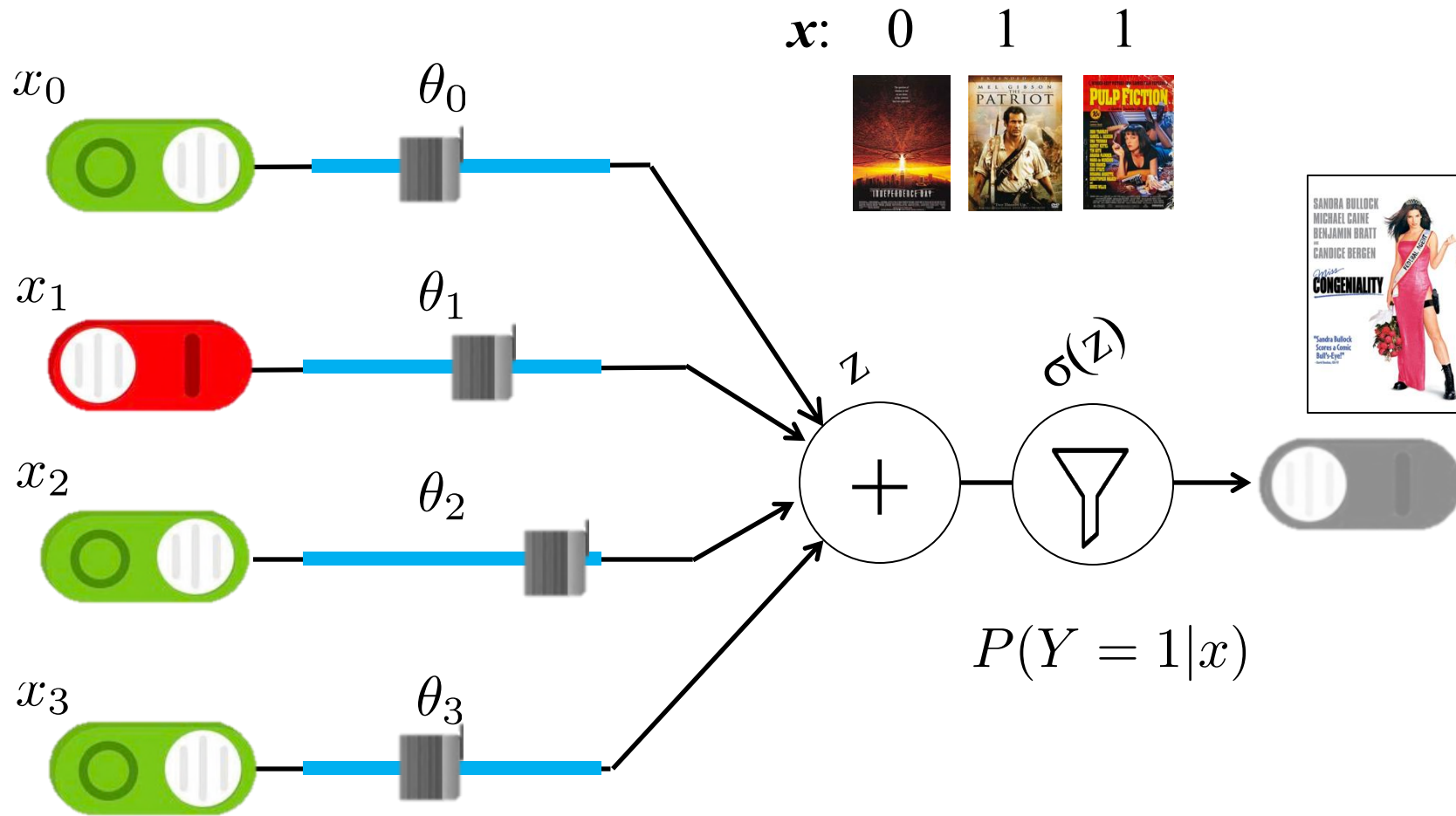
$$P(Y = 1 | X = \mathbf{x}) = \sigma(\theta^T \mathbf{x})$$

Logistic Regression



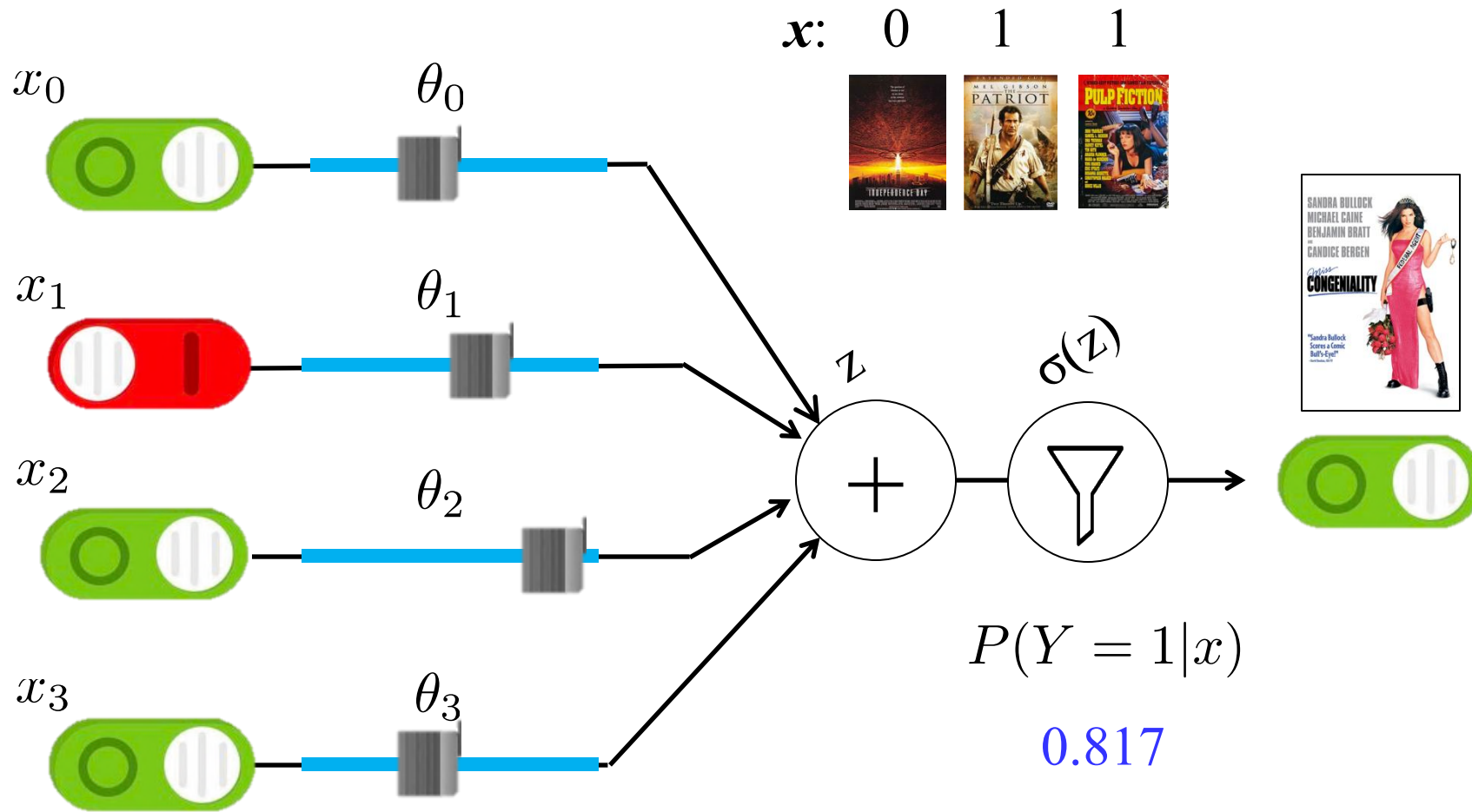
$$P(Y = 1|X = \mathbf{x}) = \sigma(\theta^T \mathbf{x})$$

Logistic Regression



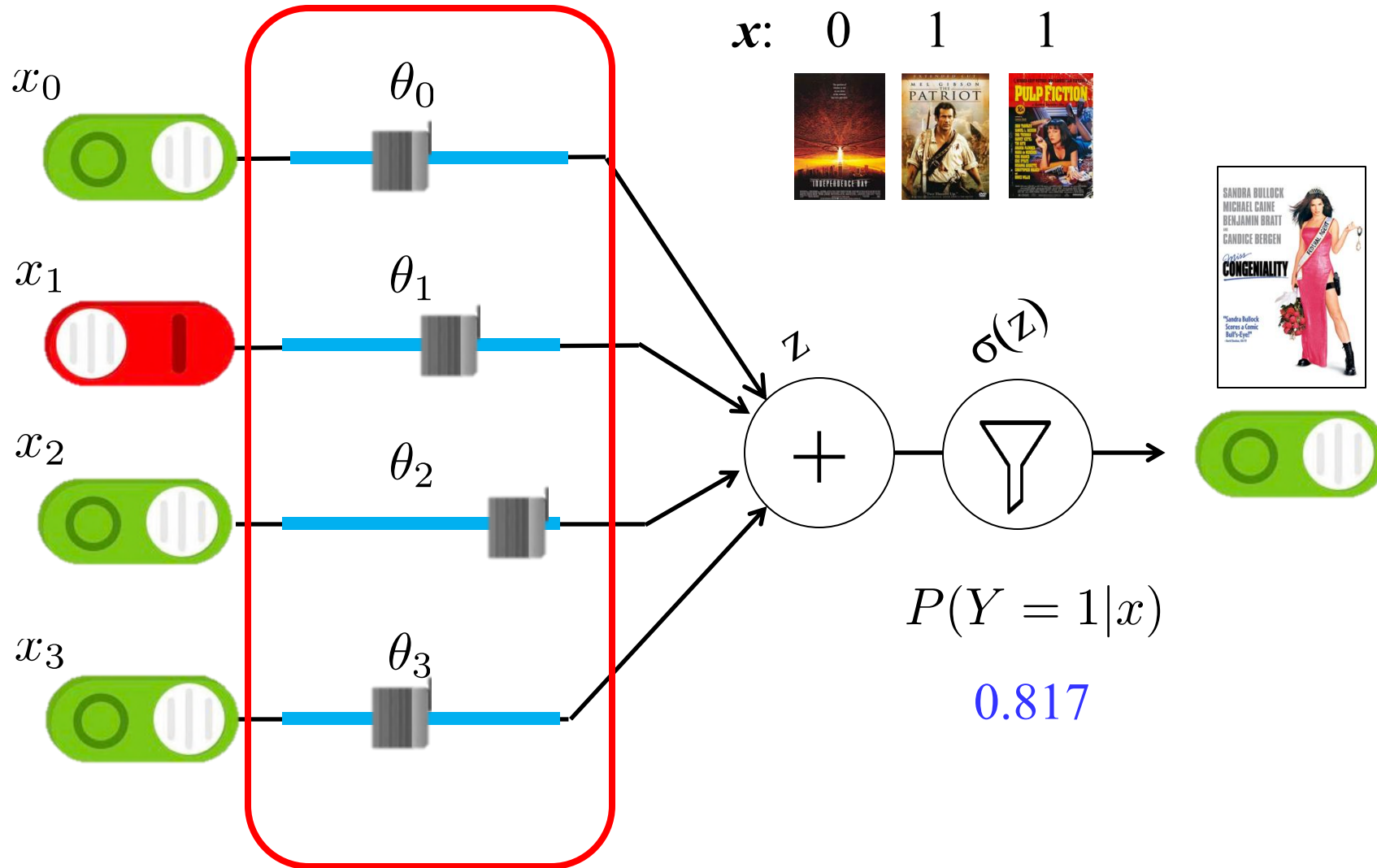
$$P(Y = 1|X = \mathbf{x}) = \sigma(\theta^T \mathbf{x})$$

Logistic Regression



$$P(Y = 1|X = \mathbf{x}) = \sigma(\theta^T \mathbf{x})$$

Logistic Regression



$$P(Y = 1|X = \mathbf{x}) = \sigma(\theta^T \mathbf{x})$$

Math for Logistic Regression

1

Make logistic regression assumption

$$P(Y = 1|X = \mathbf{x}) = \sigma(\theta^T \mathbf{x})$$

$$P(Y = 0|X = \mathbf{x}) = 1 - \sigma(\theta^T \mathbf{x})$$

Often call this

\hat{y}

2

Calculate the log likelihood for all data

$$LL(\theta) = \sum_{i=1}^n y^{(i)} \log \sigma(\theta^T \mathbf{x}^{(i)}) + (1 - y^{(i)}) \log[1 - \sigma(\theta^T \mathbf{x}^{(i)})]$$

3

Get derivative of log likelihood with respect to thetas

$$\frac{\partial LL(\theta)}{\partial \theta_j} = \sum_{i=1}^n \left[y^{(i)} - \sigma(\theta^T \mathbf{x}^{(i)}) \right] x_j^{(i)}$$

Logistic Regression Training

Initialize: $\theta_j = 0$ for all $0 \leq j \leq m$

Repeat many times:

gradient[j] = 0 for all $0 \leq j \leq m$

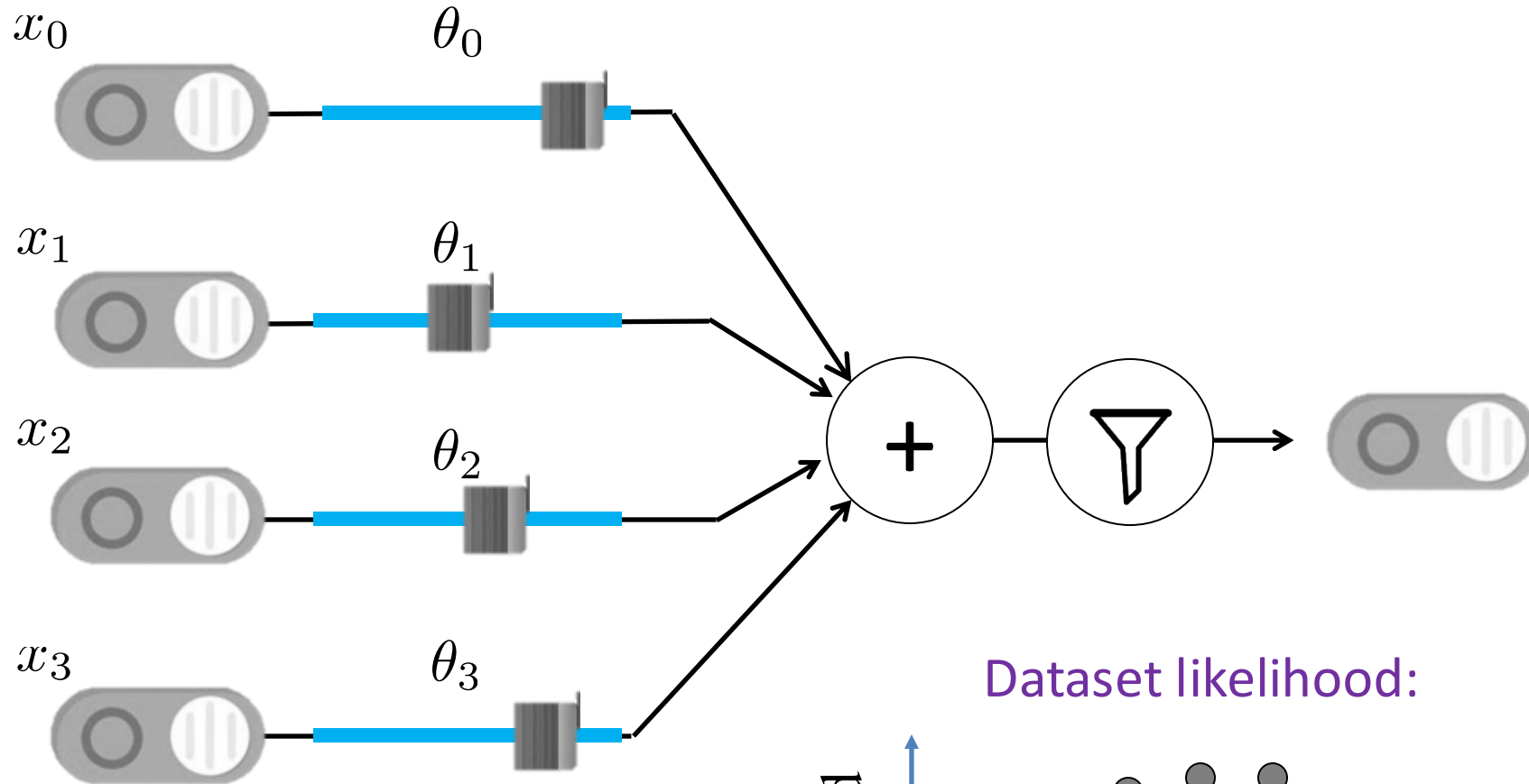
For each parameter j

For each training example (\mathbf{x}, y) :


$$\text{gradient}[j] \quad += \quad x_j \left(y - \frac{1}{1 + e^{-\theta^T \mathbf{x}}} \right)$$

$\theta_j += \eta * \text{gradient}[j]$ for all $0 \leq j \leq m$

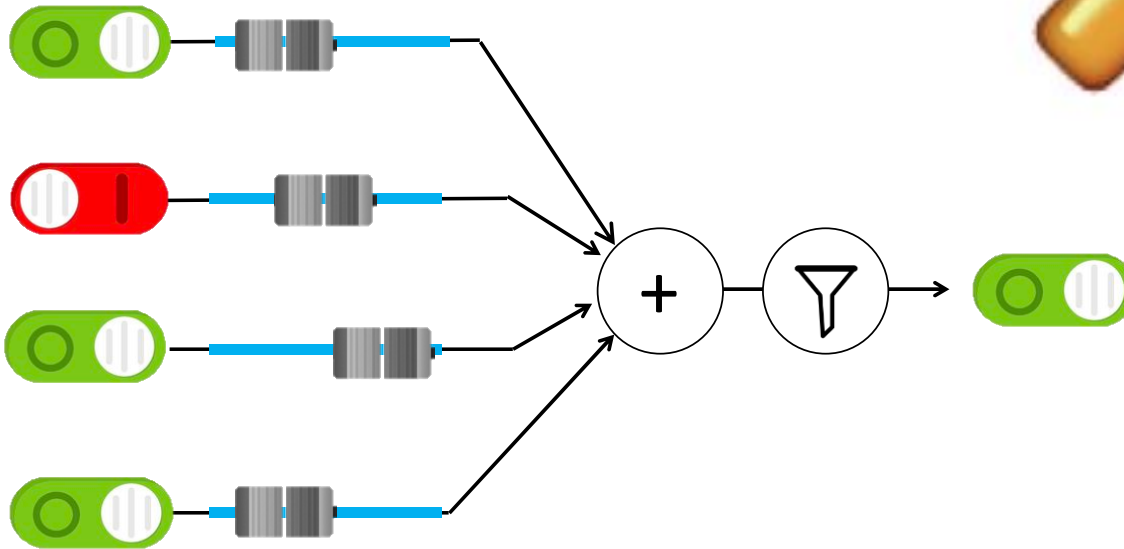
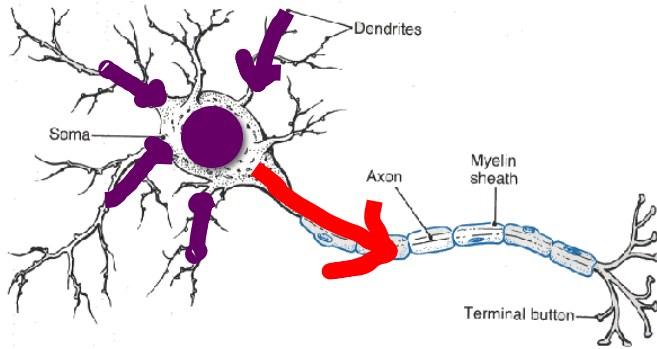
Training



Dataset likelihood:



Artificial Neurons



Last Class: Comparing Classifiers

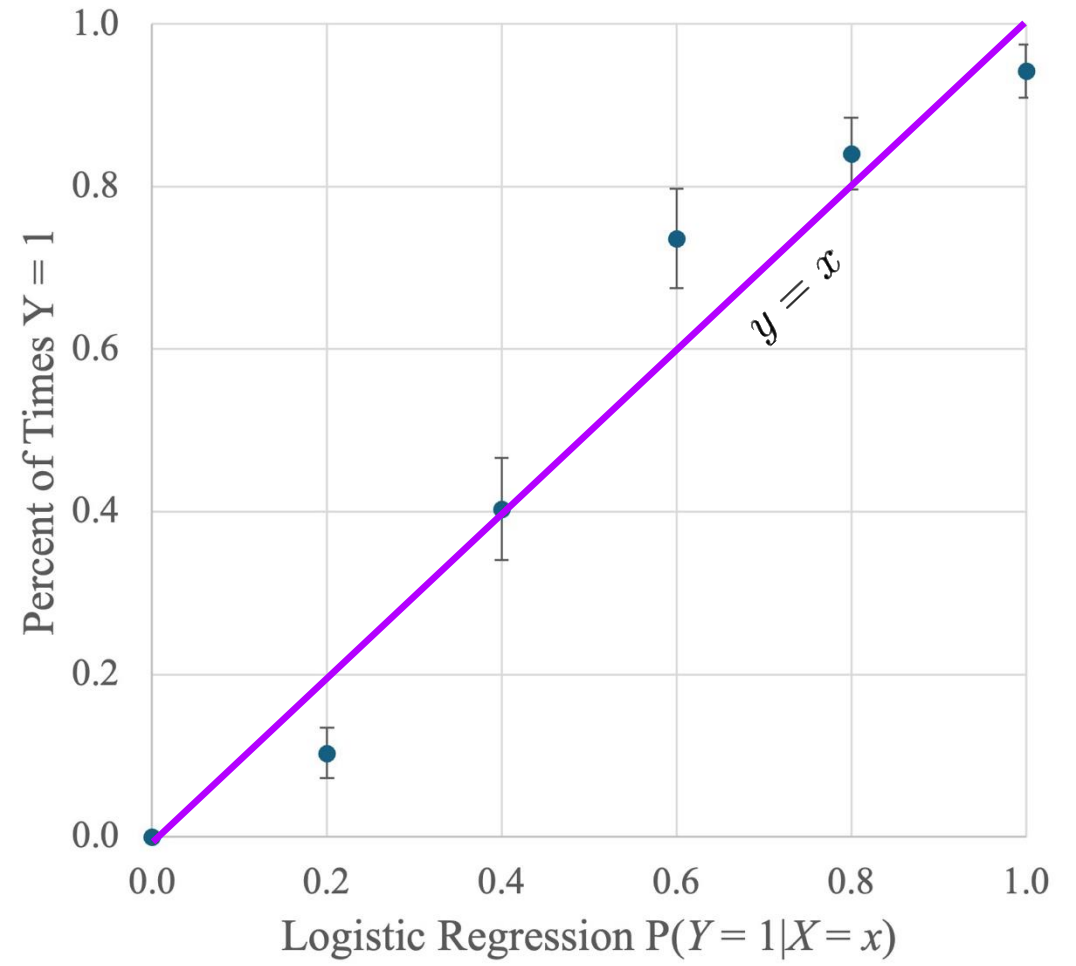
Comparing Classifiers: Test Accuracy

Model	Train Accuracy	Test Accuracy
Baseline	0.6031	0.5887
Naive Bayes	0.7909	0.8067
Logistic Regression	0.8169	0.8307
Decision Tree	0.8514	0.8307
Random Forest	0.8726	0.8500
Gradient Boosting	0.8611	0.8440
AdaBoost	0.8334	0.8353
BayesNet	0.8320	0.8507

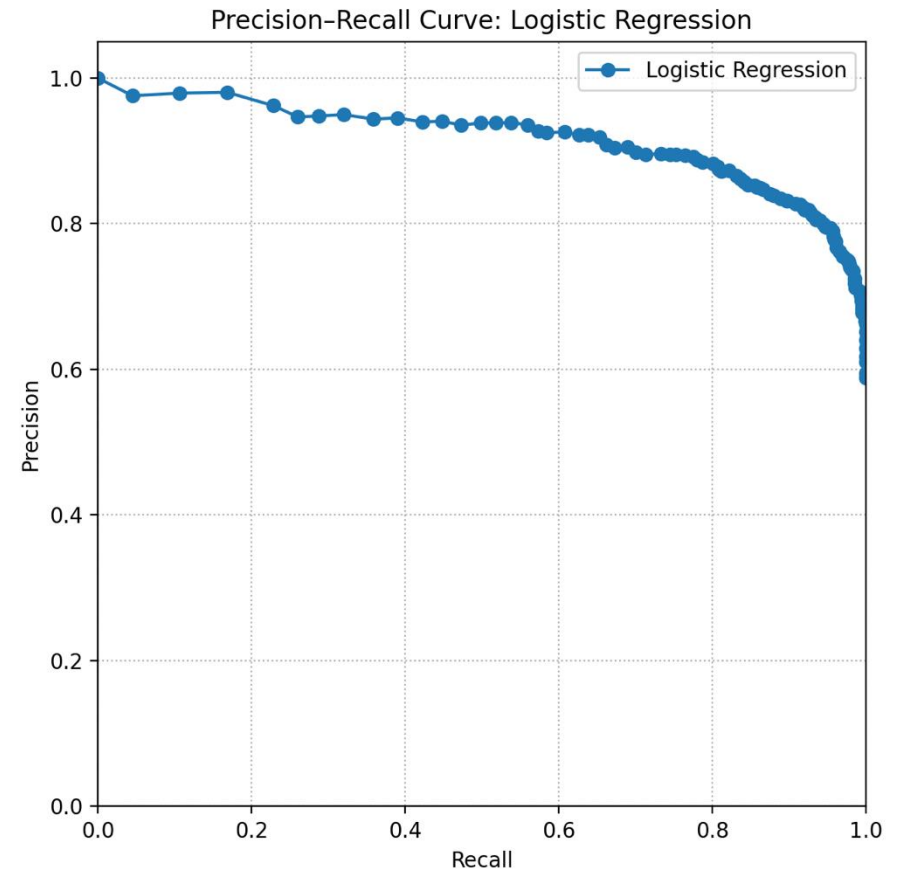
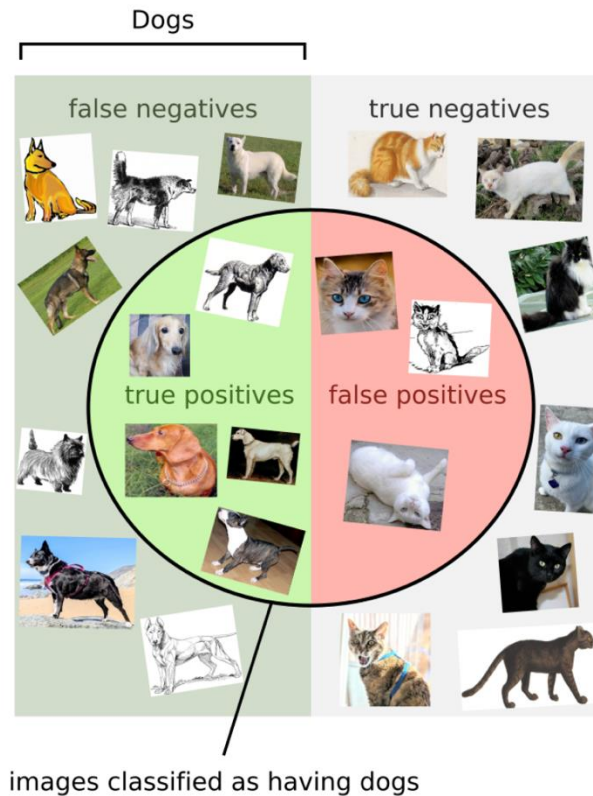
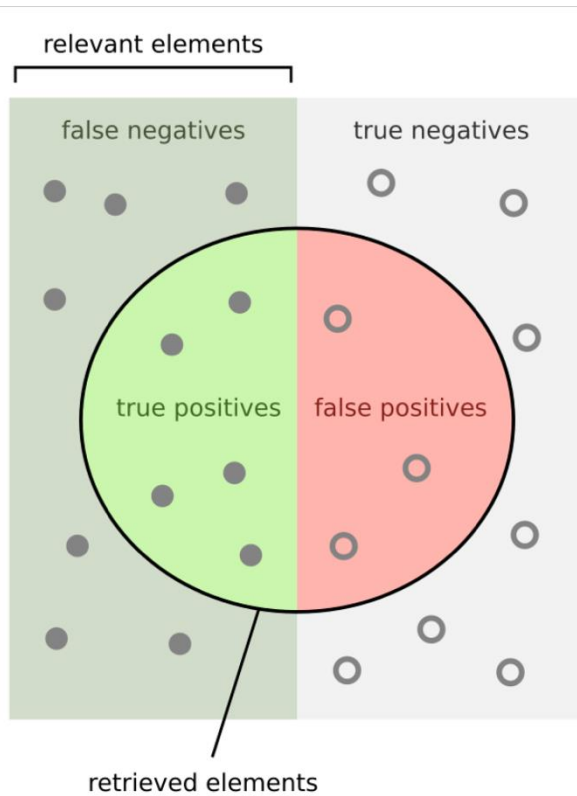
Comparing Classifiers: Calibration

$$x_1 \quad x_2 \quad x_{19} \quad y \quad \curvearrowright \quad P(Y = 1 | \mathbf{X} = \mathbf{x}) = \sigma\left(\sum_i \theta_i x_i\right)$$

	A	B	T	U	V
1	col1	col2	col19	Label	LogRegPr
2	1	0	1	0	0.237
3	1	1	1	1	0.928
4	1	0	0	1	0.541
5	1	0	1	0	0.003
6	1	0	0	0	0.914
7	1	0	0	1	0.432
8	1	0	1	0	0.001
9	1	0	1	1	0.530
10	0	0	1	0	0.090
11	1	0	1	0	0.439
12	1	0	1	0	0.032
13	1	0	1	0	0.114
14	0	0	1	1	0.848
15	1	0	1	0	0.025
16	1	0	1	0	0.180
17	0	0	1	1	0.672
18	1	0	1	1	0.531
19	1	0	1	0	0.012
20	1	0	1	1	0.560
21	1	0	1	1	0.502



Comparing Classifiers: Precision / Recall Curve



How many retrieved items are relevant?

$$\text{Precision} = \frac{\text{true positives}}{\text{true positives} + \text{false positives}}$$

How many relevant items are retrieved?

$$\text{Recall} = \frac{\text{true positives}}{\text{true positives} + \text{false negatives}}$$

$$\text{Precision} = \frac{5 \text{ true pos.}}{8 \text{ total pos.}}$$

$$\text{Recall} = \frac{5 \text{ true pos.}}{12 \text{ total dogs}}$$

$$\text{Prevalence} = \frac{12 \text{ total dogs}}{22 \text{ total images}}$$

$$\text{Accuracy} = \frac{5 \text{ true pos.} + 7 \text{ true neg.}}{22 \text{ total images}}$$

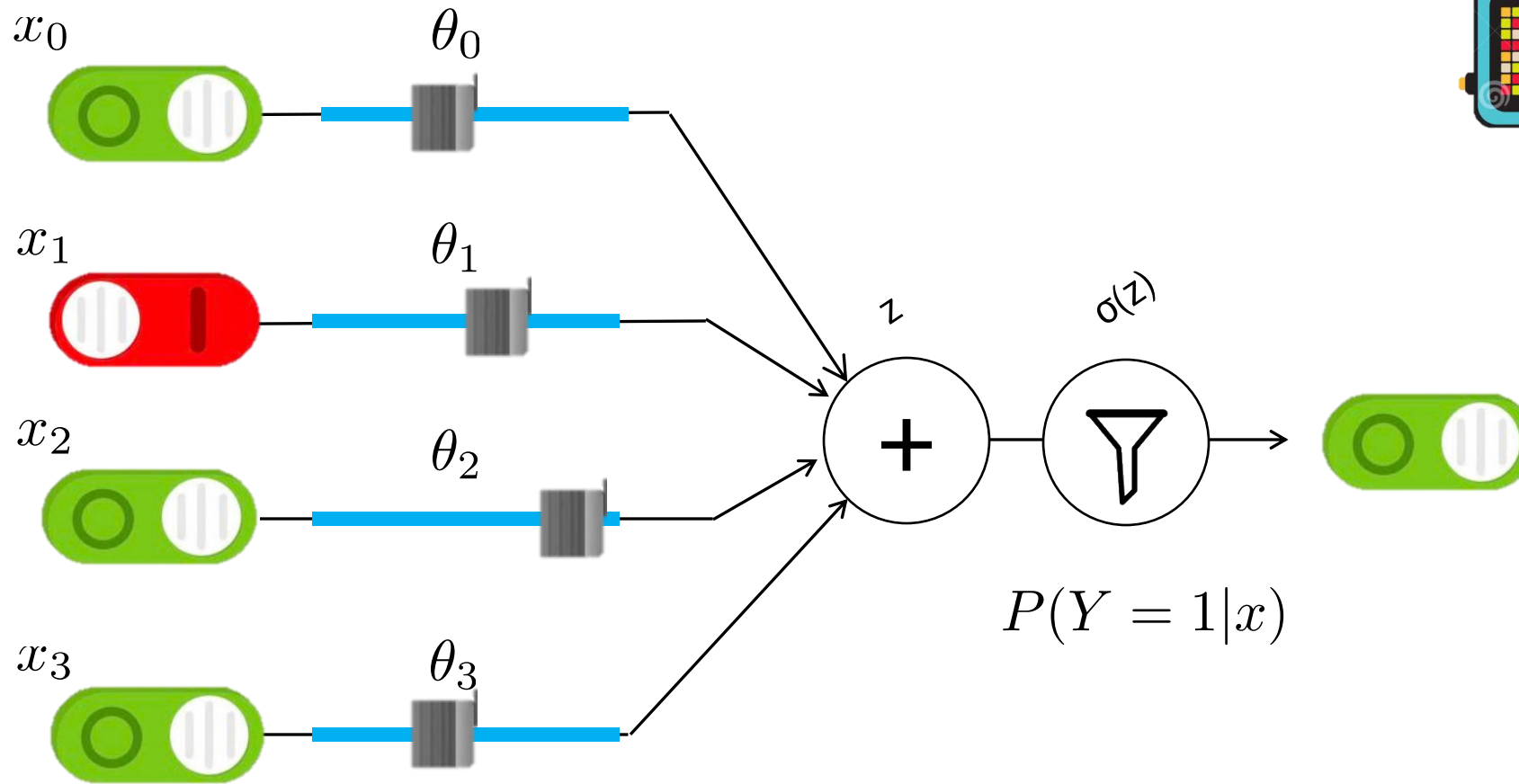
Dog classifier. Image credit:
wikipedia

Stanford University

End Review

Predicting a Categorical

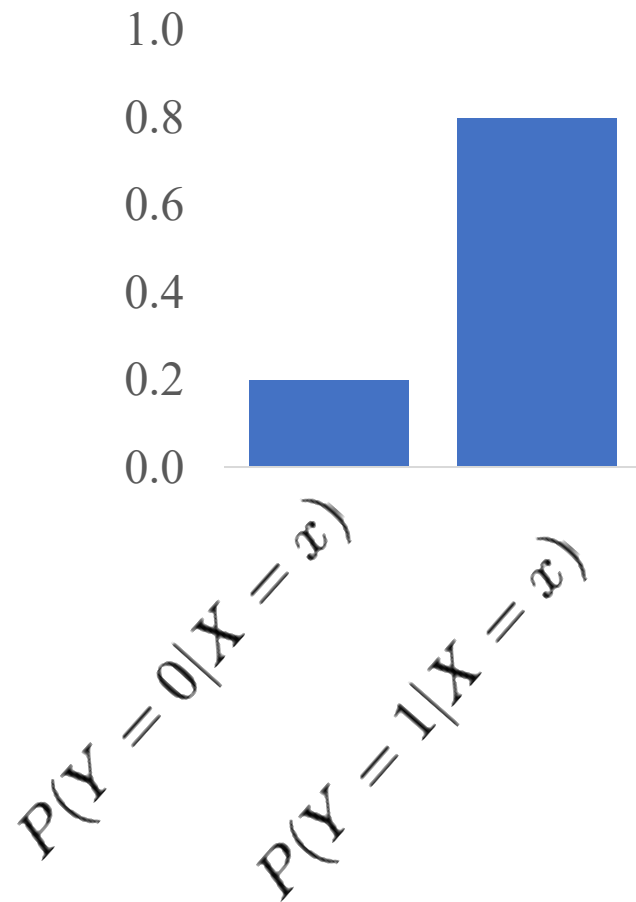
Logistic Regression to Predict a Categorical?



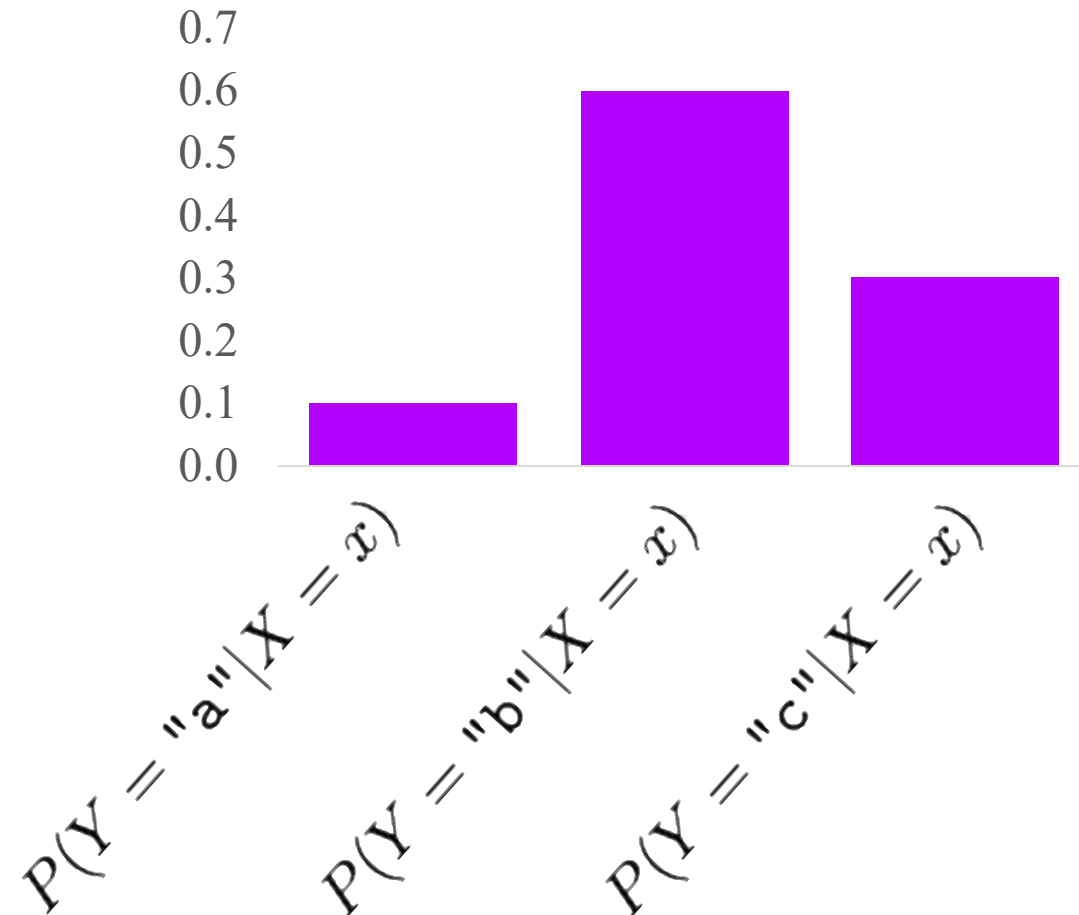
$$P(Y = 1 | \mathbf{X} = \mathbf{x}) = \sigma\left(\sum_i \theta_i x_i\right)$$

Logistic Regression to Predict a Categorical?

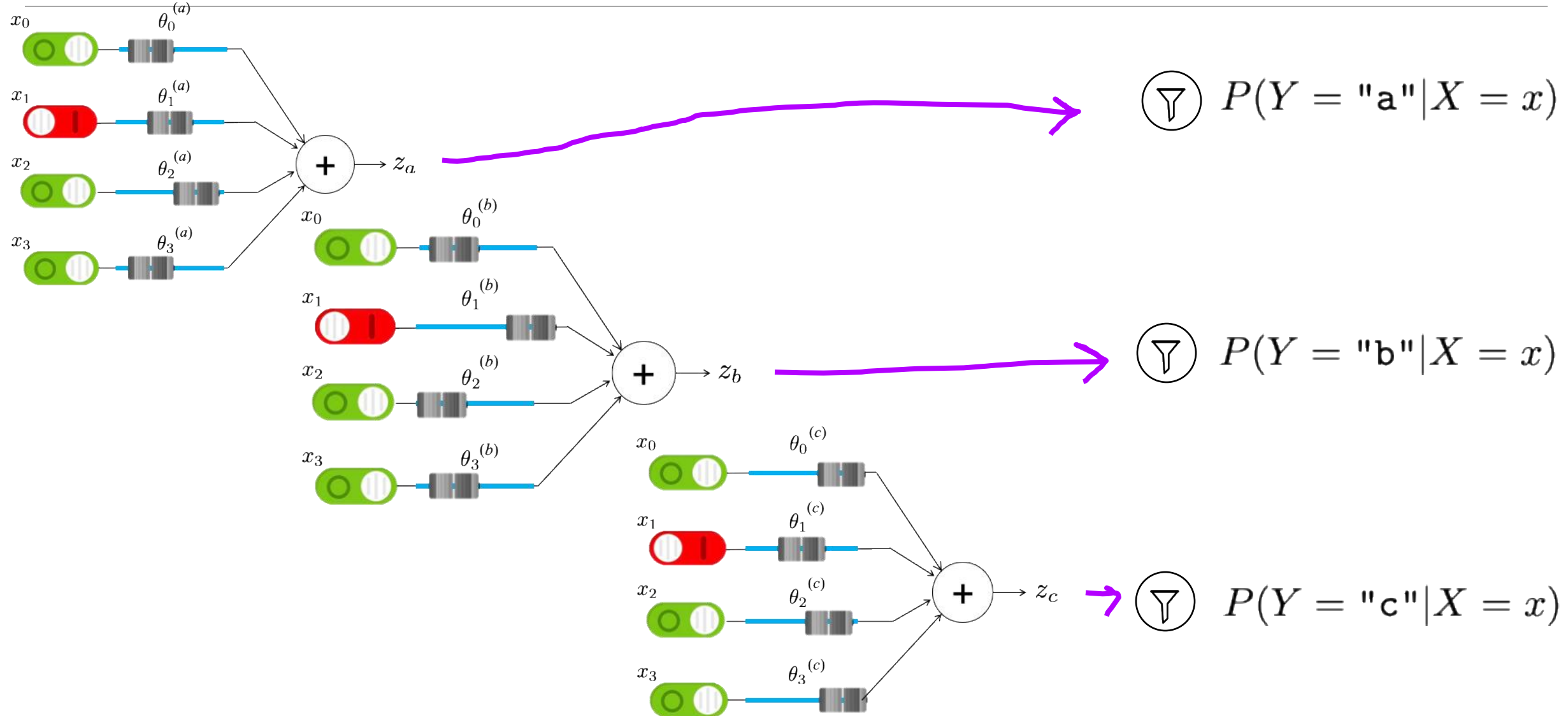
Standard Logistic Regression



Multi-Class Logistic Regression



Logistic Regression to Predict a Categorical



Categorical Classification?



Softmax is a generalization of the sigmoid function that squashes a K -dimensional vector \mathbf{z} of arbitrary real values to a K -dimensional vector $\text{softmax}(\mathbf{z})$ of real values in the range $[0, 1]$ that **add up to 1**.

$$P(Y = i | \mathbf{X} = \mathbf{x}) = \text{softmax}(\mathbf{z})_i$$

Sigmoid is to Bernoulli as Softmax is to Categorical

$$\text{softmax}(\mathbf{z})_i = \frac{\exp(z_i)}{\sum_{j=1}^n \exp(z_j)}$$

Understanding Softmax

```
9 def softmax(list_values):
10     """
11     Compute the softmax of a list of numbers.
12     >>> softmax([1, 2, 3])
13     [0.09, 0.24, 0.67]
14     >>> softmax([5, 2, 8])
15     [0.02, 0.00, 0.98]
16     """
17
18     # take the exp of each value in the list
19     raw_exp_values = []
20     for value in list_values:
21         raw_exp_values.append(math.exp(value))
22
23     # normalize the list
24     sum_exp_values = sum(raw_exp_values)
25     softmax_values = []
26     for value in raw_exp_values:
27         softmax_values.append(value / sum_exp_values)
28
29     return softmax_values
```

List: 7 7 7 7
[0.25, 0.25, 0.25, 0.25]

List: 2 8 5 6
[0.0, 0.84, 0.04, 0.11]

Why not this?

$$P(Y = i | X = x) = \frac{e^{z_i}}{\sum_j e^{z_j}} \quad \leftarrow \text{Softmax}$$

$$P(Y = i | X = x) = \frac{\sigma(z_i)}{\sum_j \sigma(z_j)} \quad \leftarrow \text{Normalized Logistic}$$

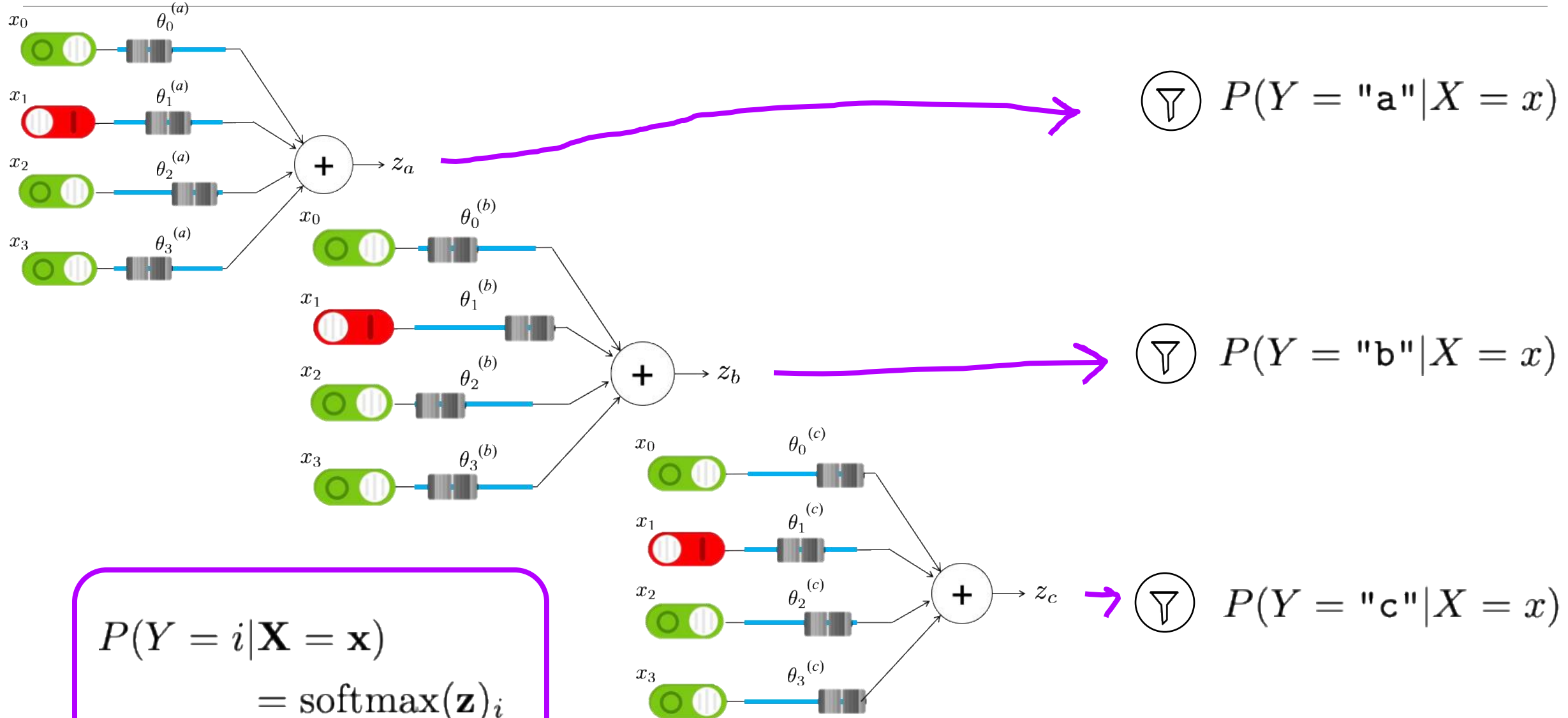
Softmax is Related to Sigma Function!

$$\sigma(z) = \frac{1}{1 + e^{-z}} = \frac{e^z \cdot 1}{e^z \cdot (1 + e^{-z})} = \frac{e^z}{e^z + 1}$$

$$\text{softmax}(z_1, z_2) = \begin{bmatrix} \frac{e^{z_1}}{e^{z_1} + e^{z_2}} \\ \frac{e^{z_2}}{e^{z_1} + e^{z_2}} \end{bmatrix}$$

In softmax with two classes, $p_1 = \sigma(z_1 - z_2)$ $p_2 = \sigma(z_2 - z_1)$

What is Log Likelihood?



What is Log Likelihood?

$$L(\theta) = \prod_i P(Y=y | X=x)$$

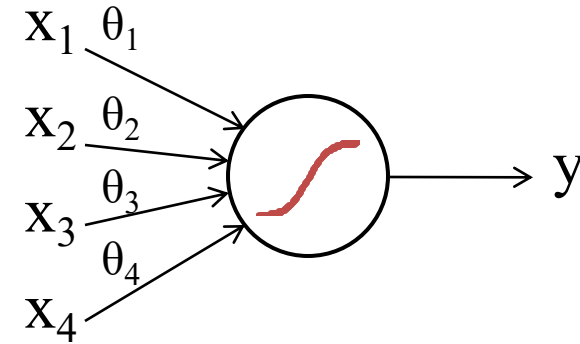
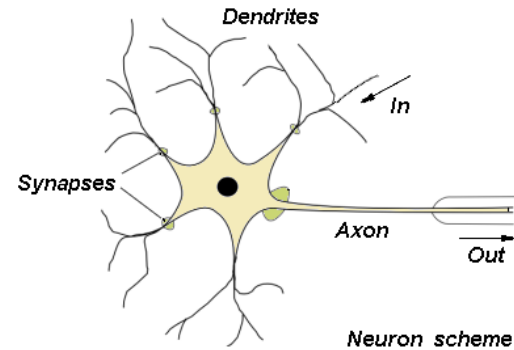
$\left\{ \begin{array}{l} P(Y='a' | X=x) \text{ if truth is 'a'} \\ P(Y='b' | X=x) \text{ if truth is 'b'} \\ P(Y='c' | X=x) \text{ if truth is 'c'} \end{array} \right.$

$$\begin{aligned} LL(\theta) &= \sum_i \log P(Y = y | X = x) \\ &= \sum_i \log \text{softmax}(\mathbf{z})_y \end{aligned}$$

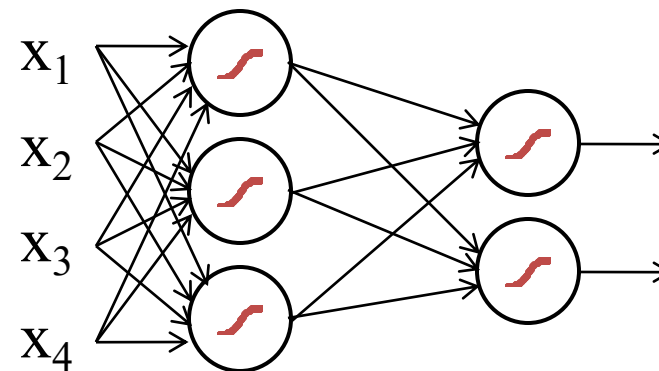
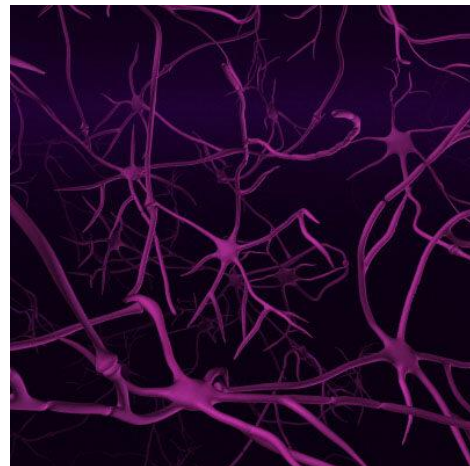
We are ready...

Biological Basis for Neural Networks

A neuron



Your brain



Actually, it's probably someone else's brain

Core idea behind the revolution in AI


(aka Neural Networks)



Deep learning is (at its core) many logistic regression pieces stacked on top of each other.

Digit Recognition Example

Let's make feature vectors from pictures of numbers



$$\mathbf{x}^{(i)} = [0, 0, 0, 0, \dots, 1, 0, 0, 1, \dots, 0, 0, 1, 0]$$
$$y^{(i)} = 0$$



$$\mathbf{x}^{(i)} = [0, 0, 1, 1, \dots, 0, 1, 1, 0, \dots, 0, 1, 0, 0]$$
$$y^{(i)} = 1$$

Computer Vision



Vision in your Brain

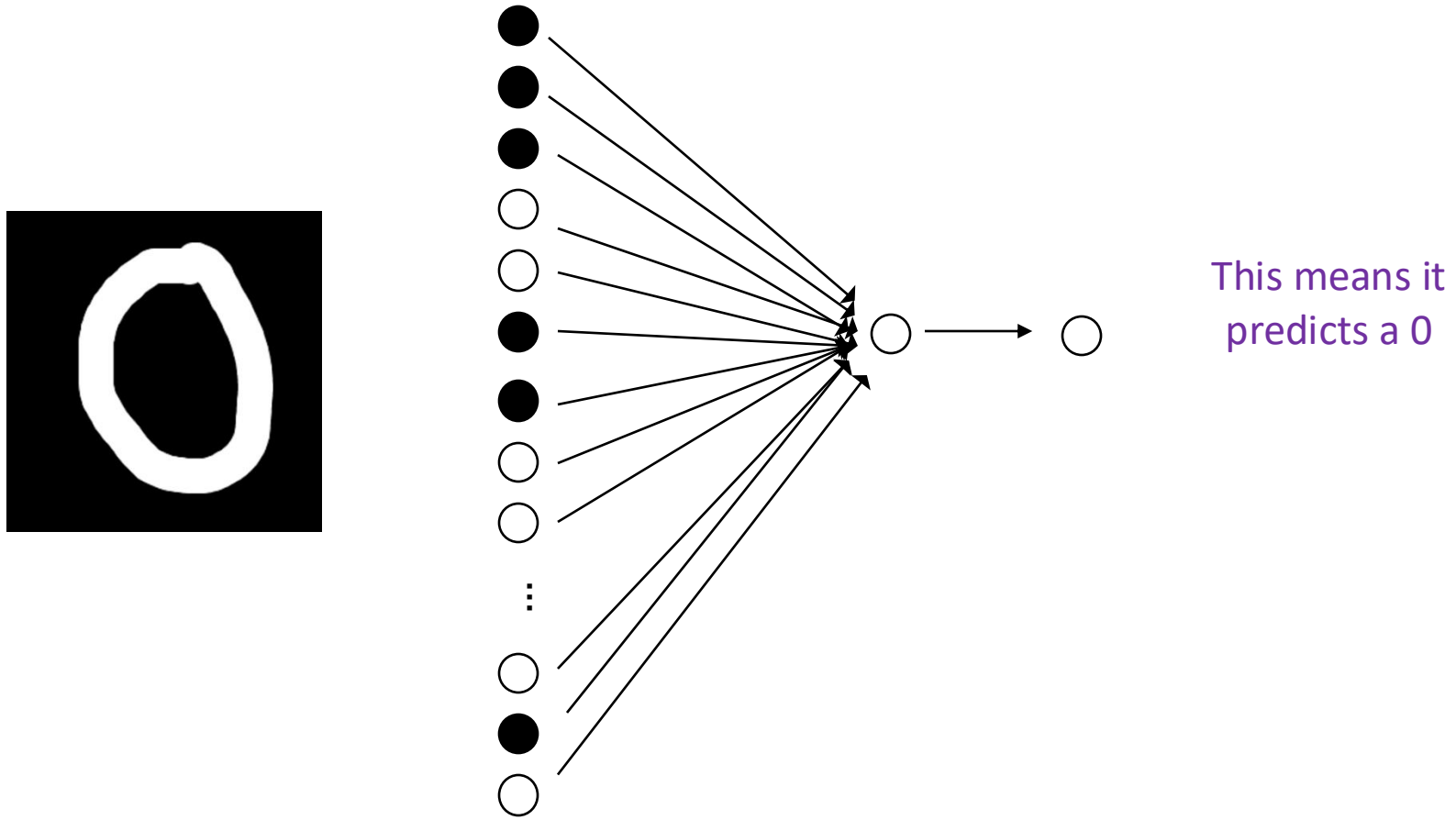


Hundreds of millions of neurons [1]

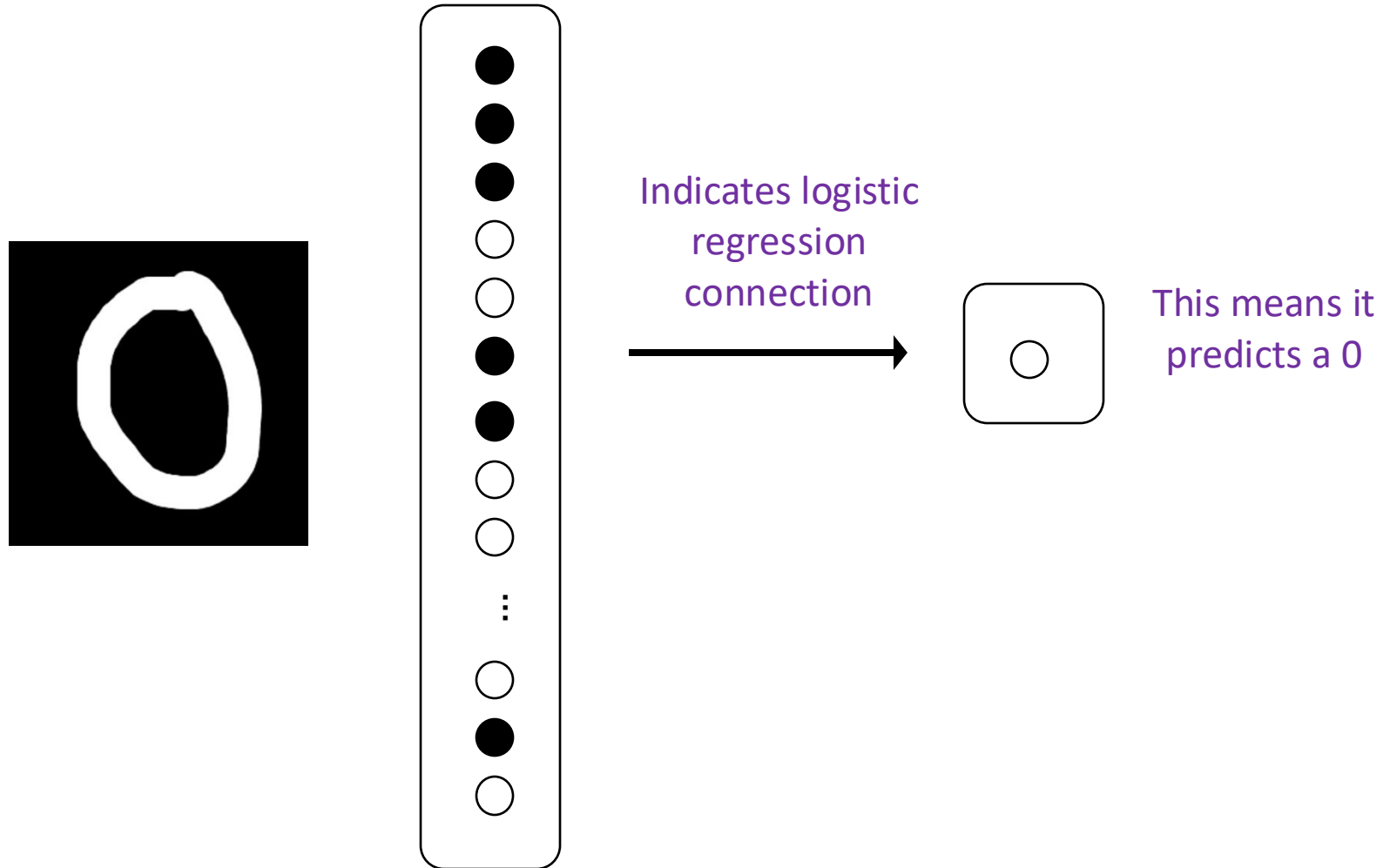
Visual neurons make up up 30% of your cortex [1]

[1] <http://discovermagazine.com/1993/jun/thevisionthingma227>

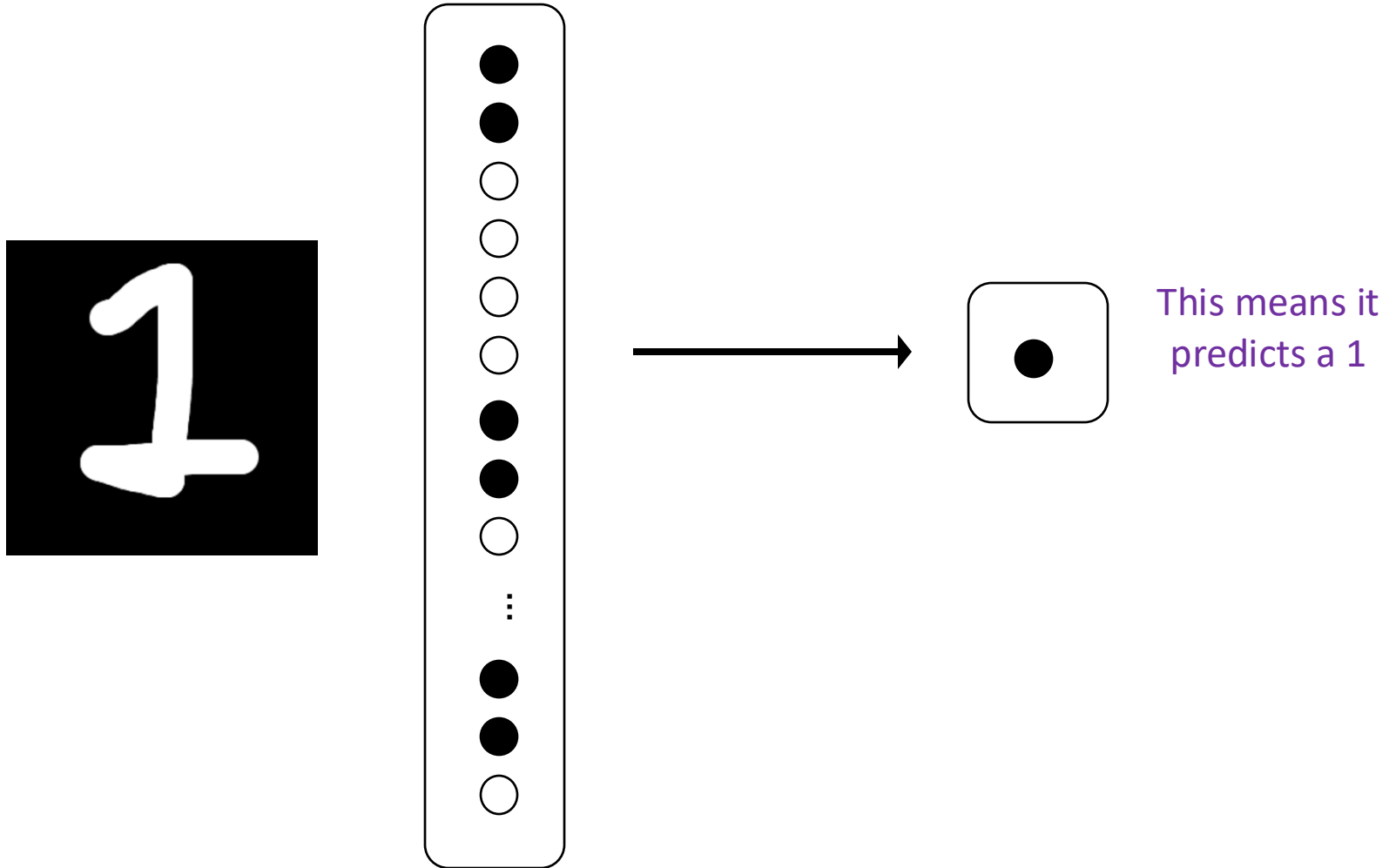
Logistic Regression



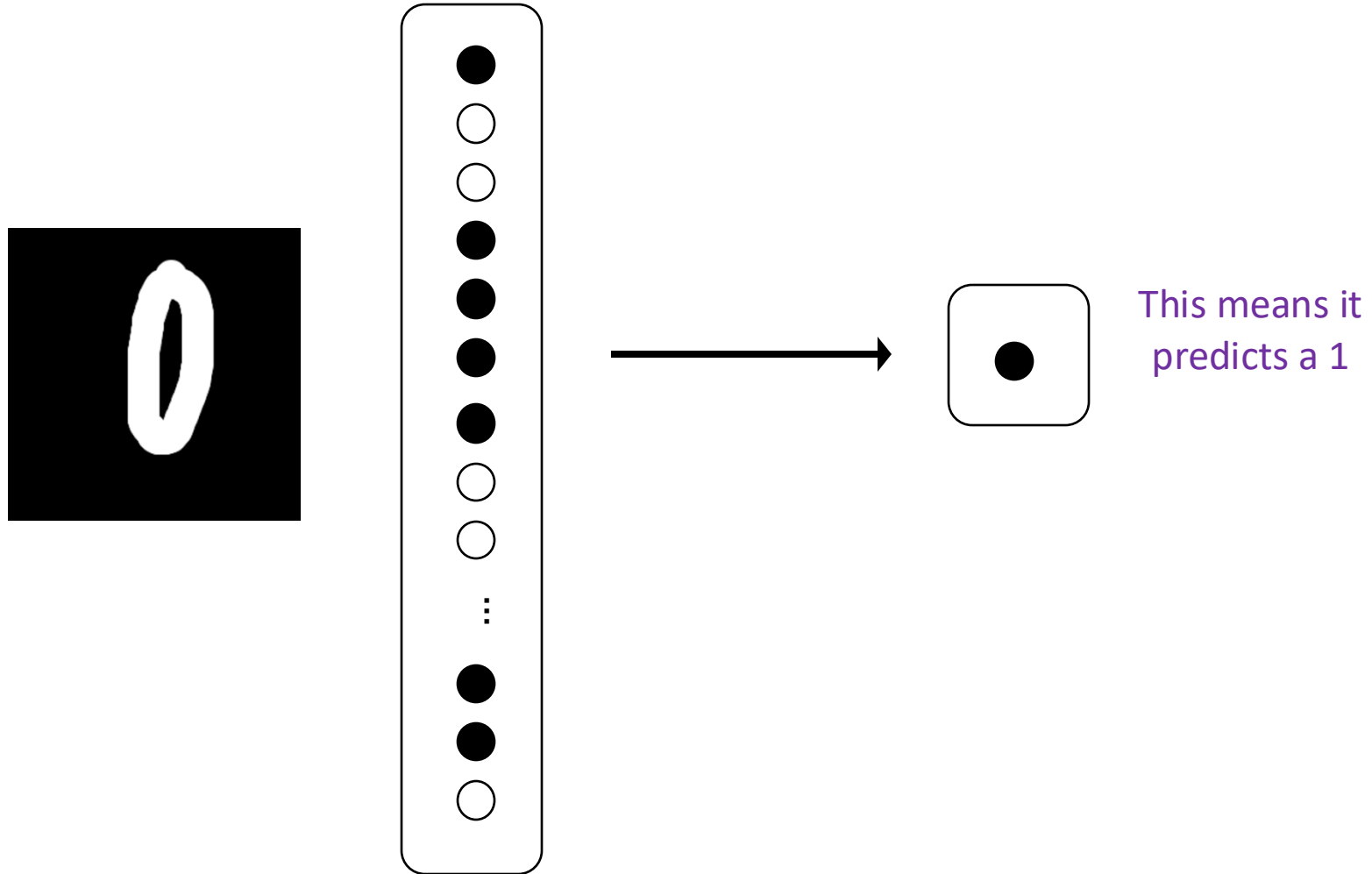
Logistic Regression



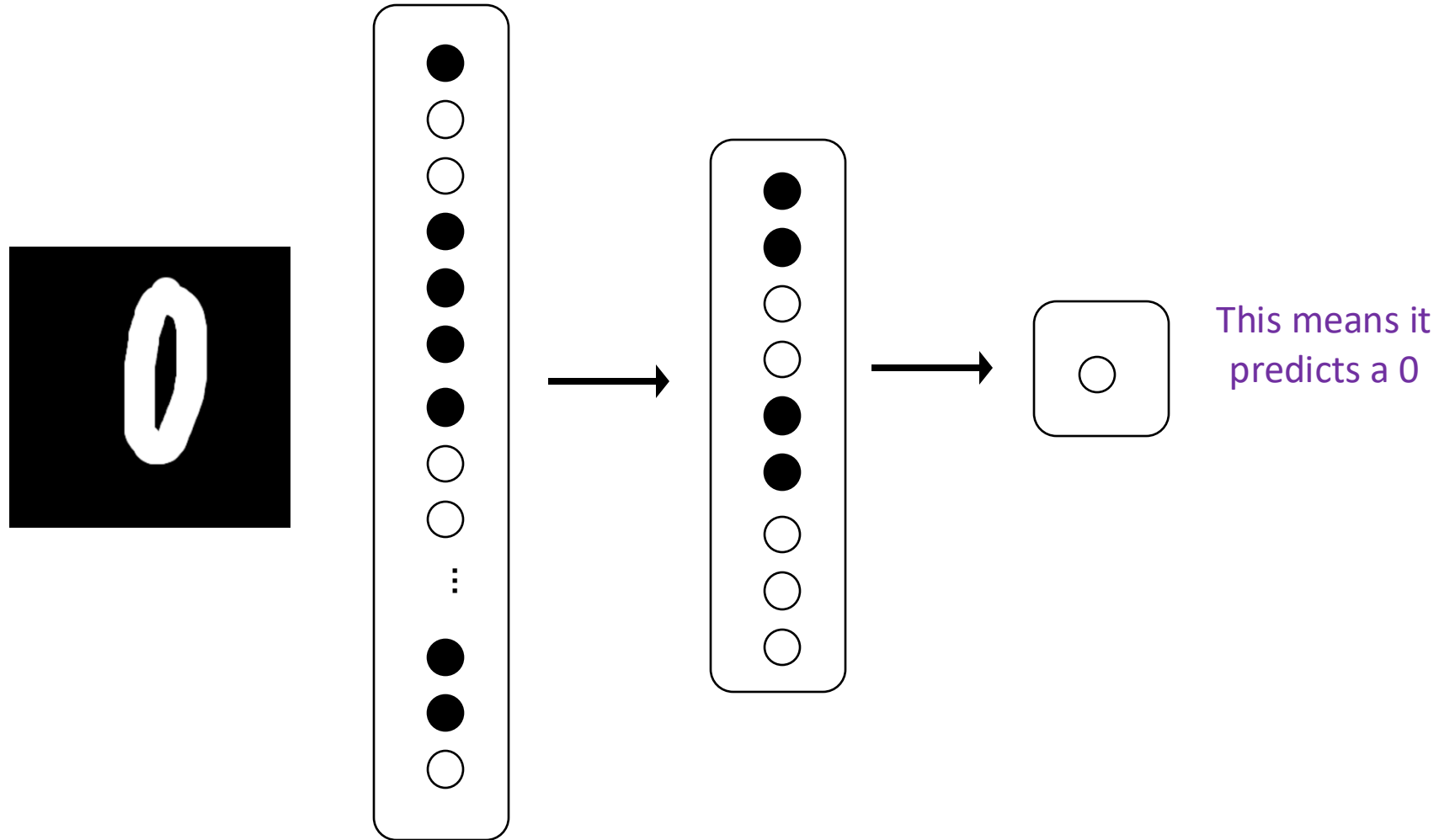
Logistic Regression



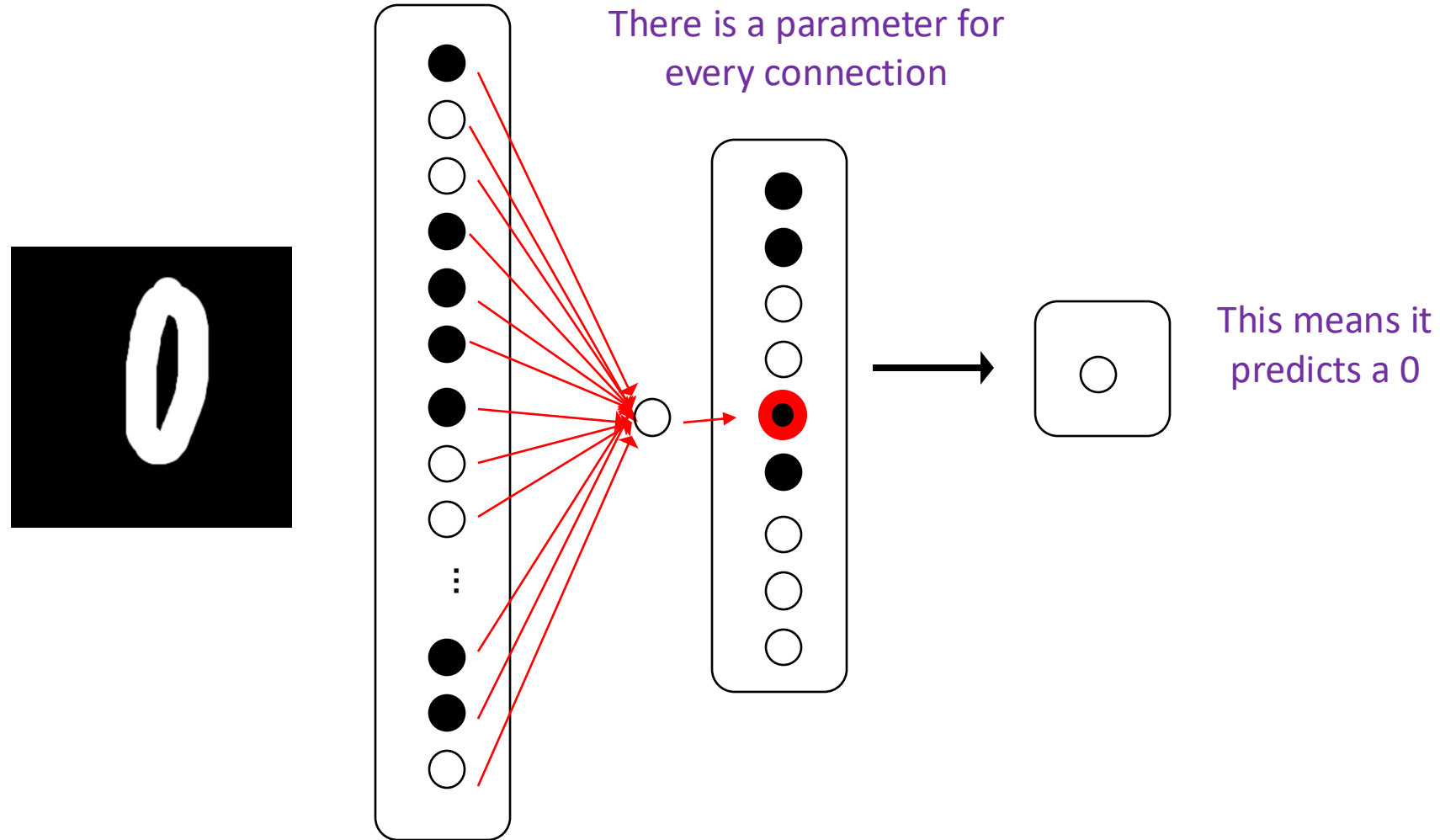
Not So Good



We Can Put Neurons Together

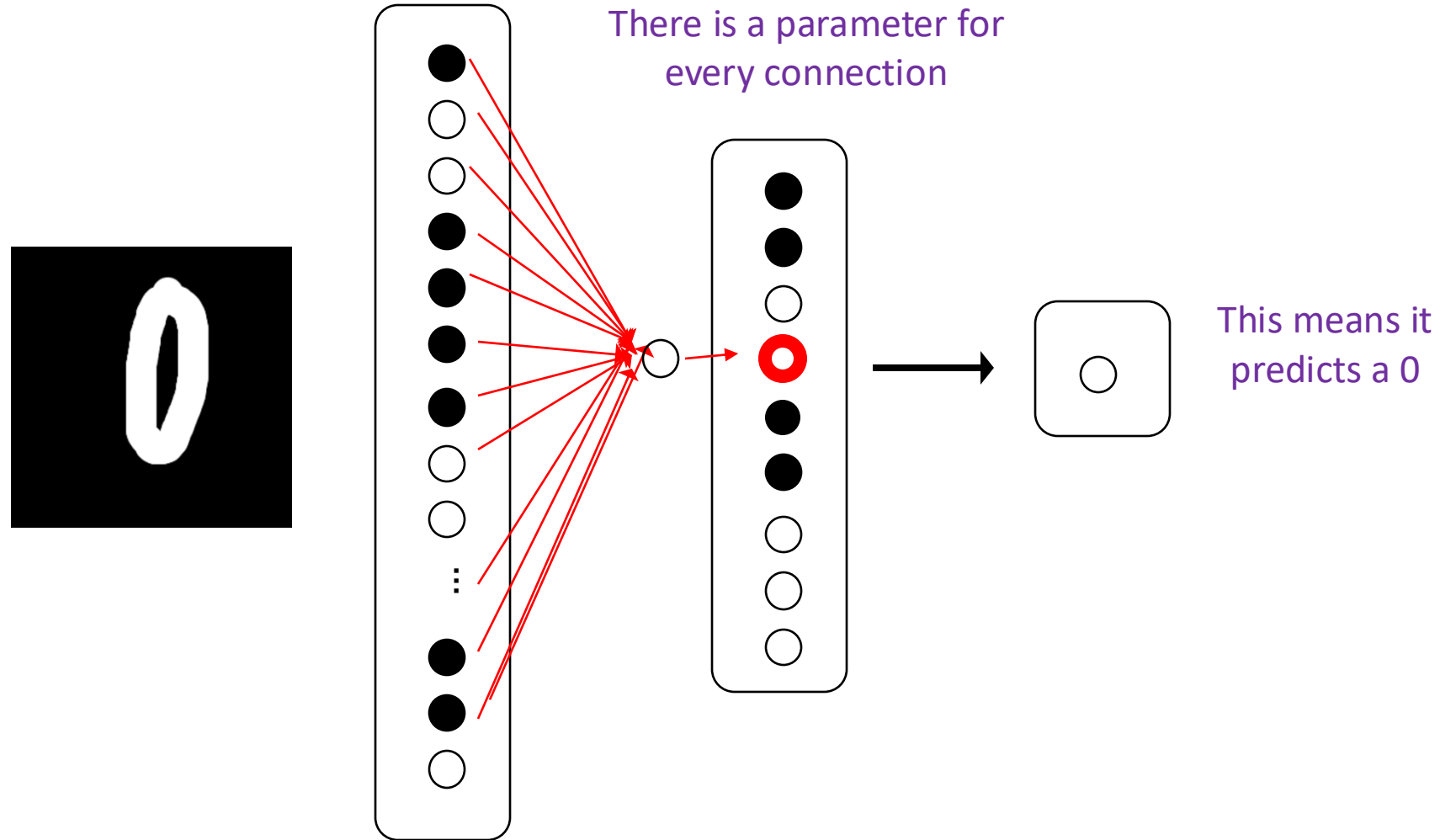


We Can Put Neurons Together



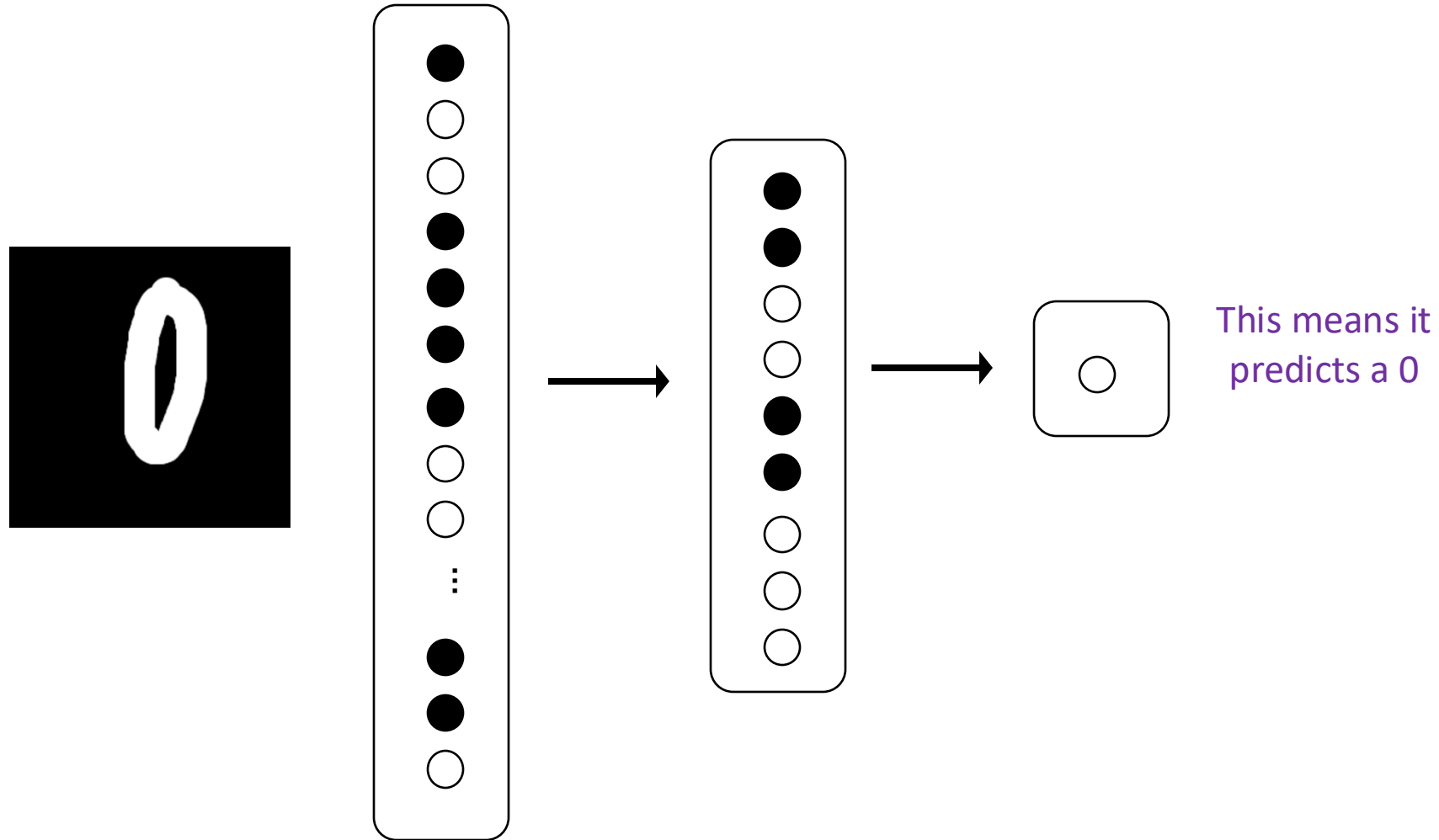
Look at a single “hidden” neuron

We Can Put Neurons Together

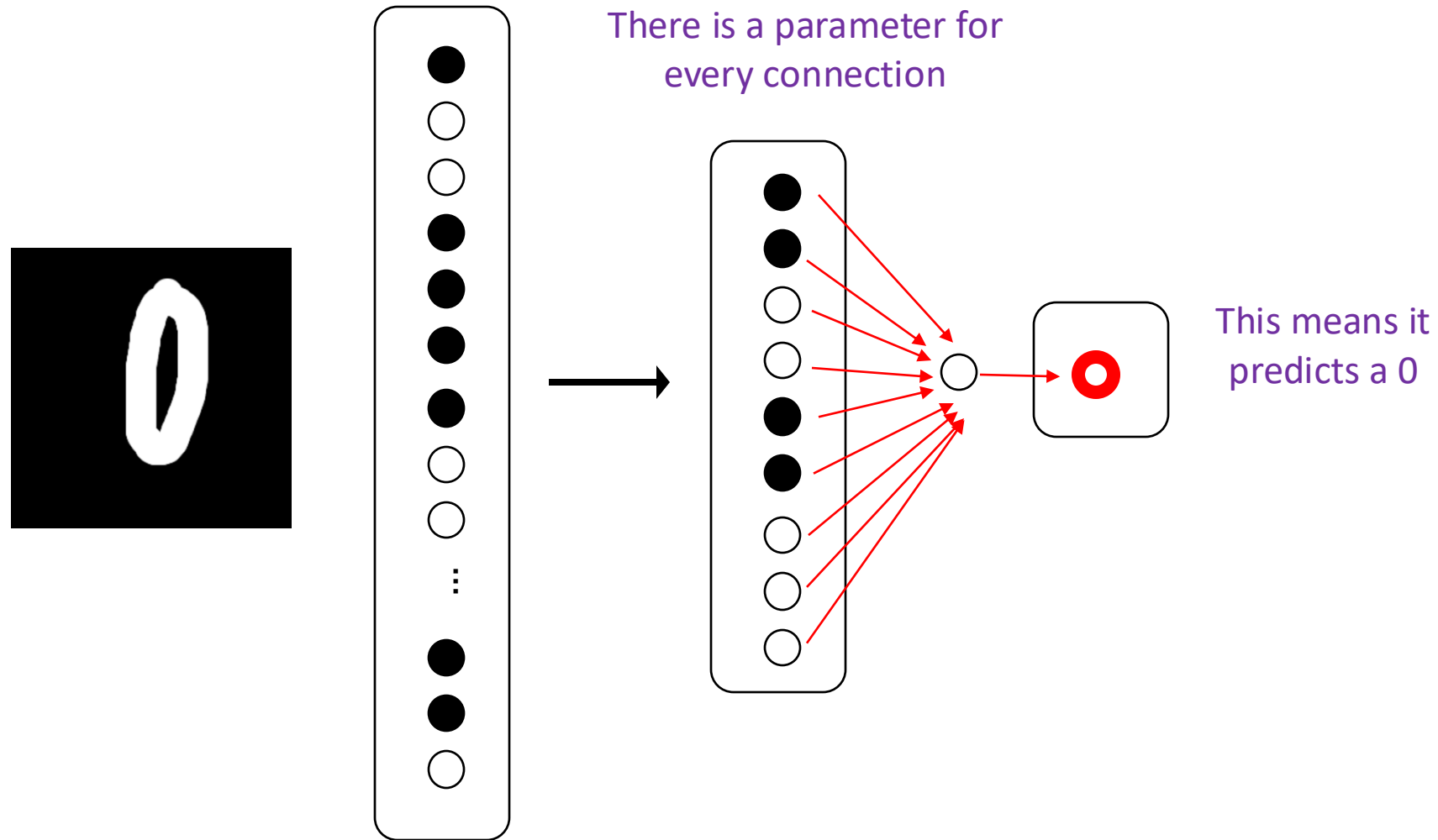


Look at another “hidden” neuron

We Can Put Neurons Together

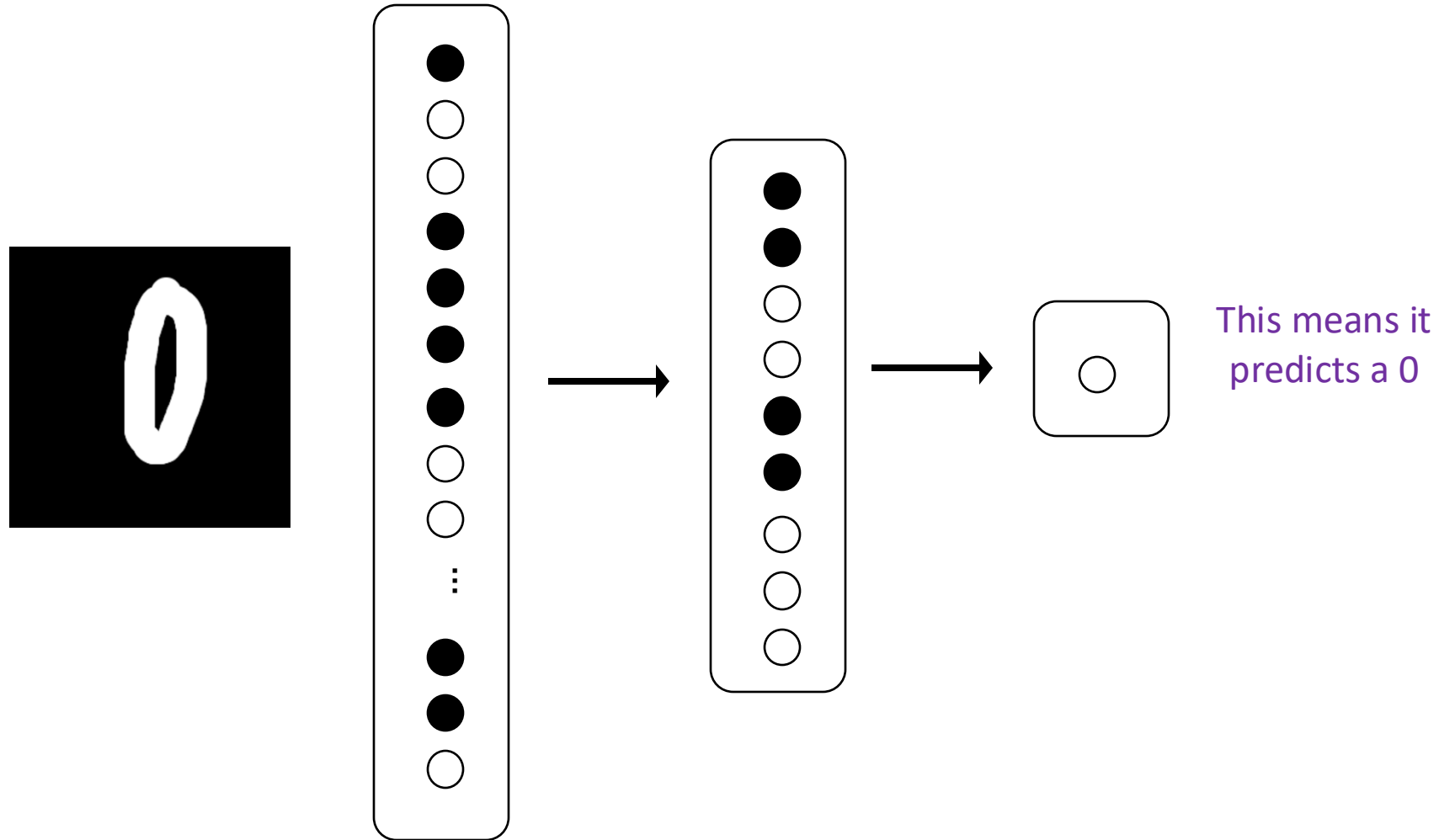


We Can Put Neurons Together

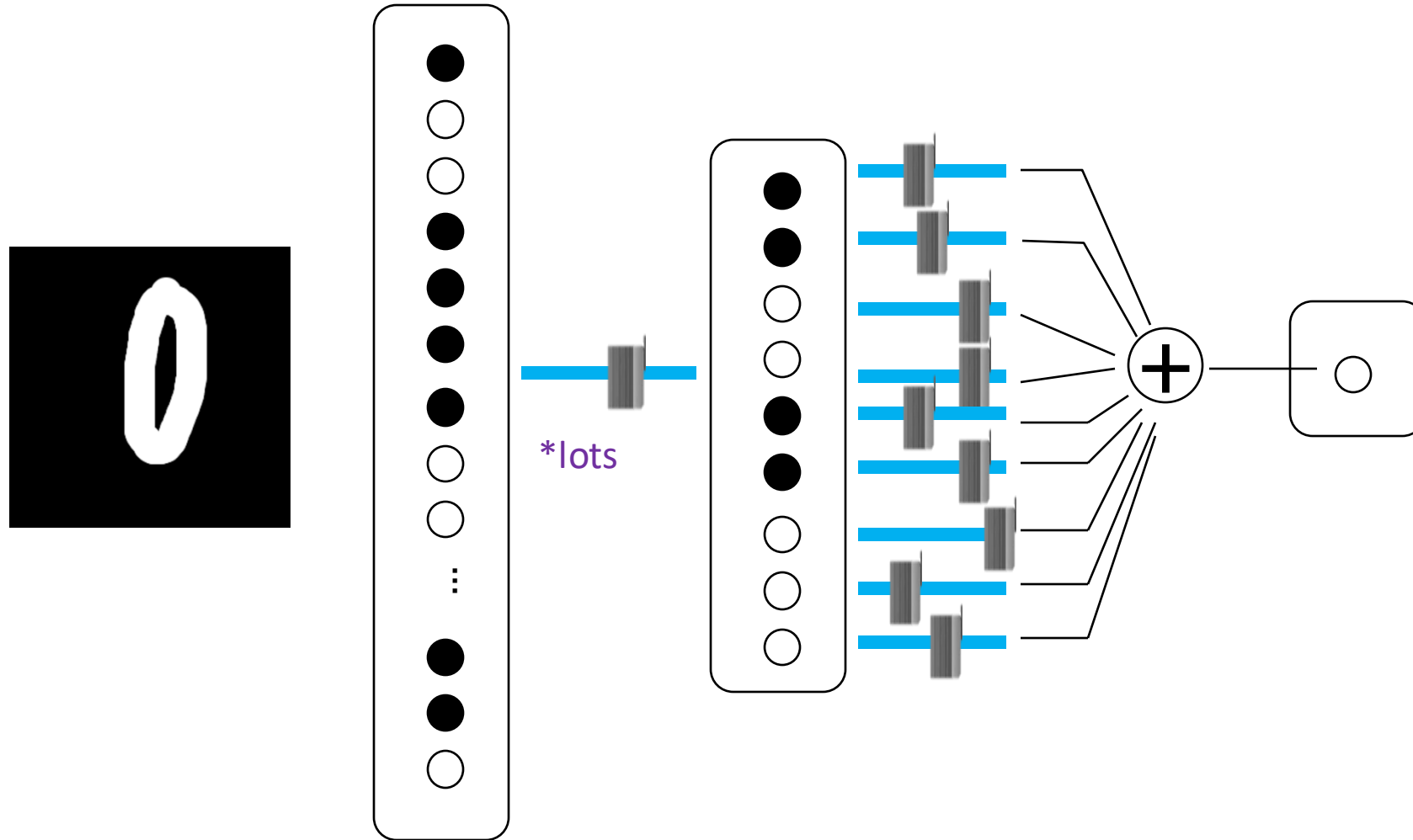


Look at another neuron

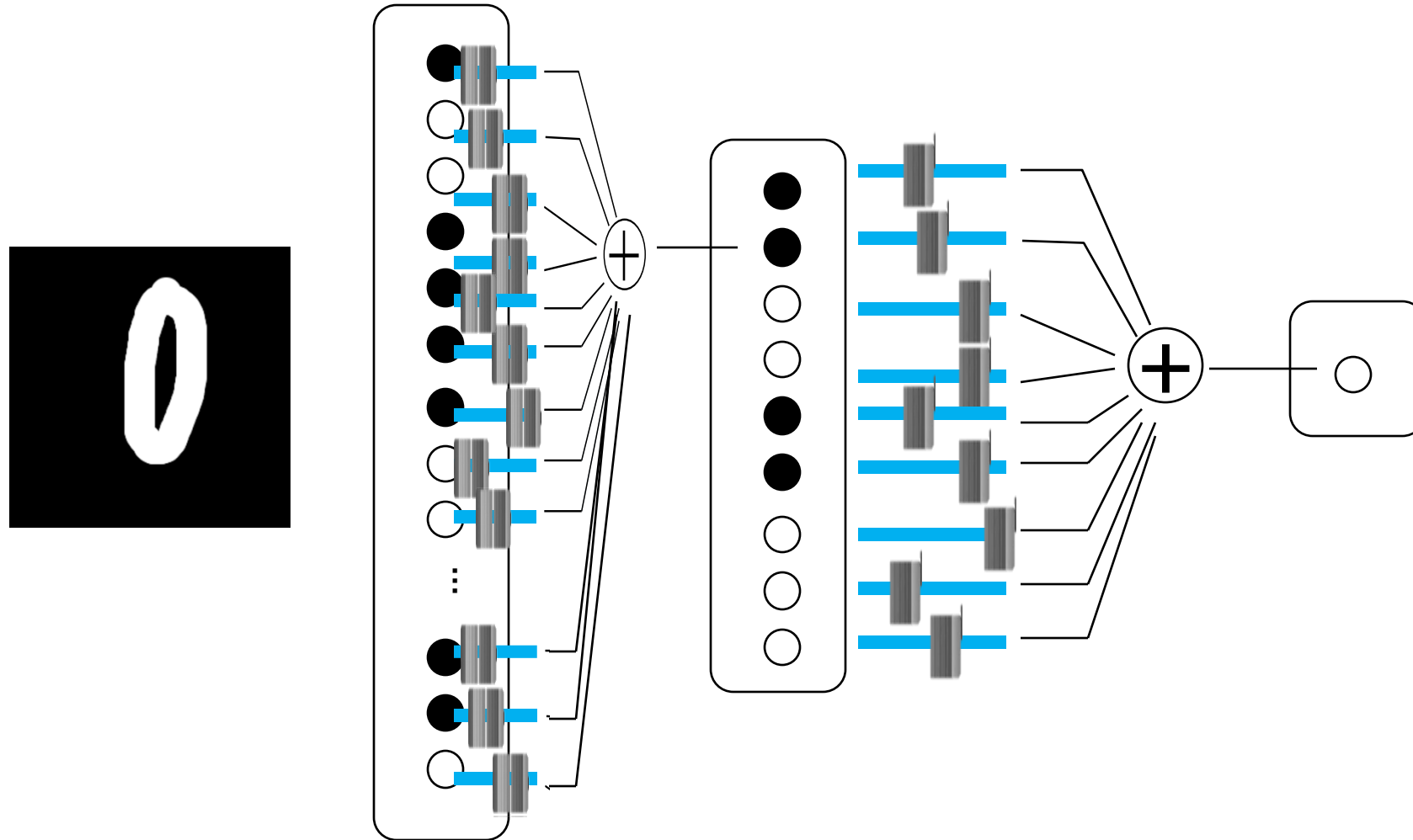
We Can Put Neurons Together



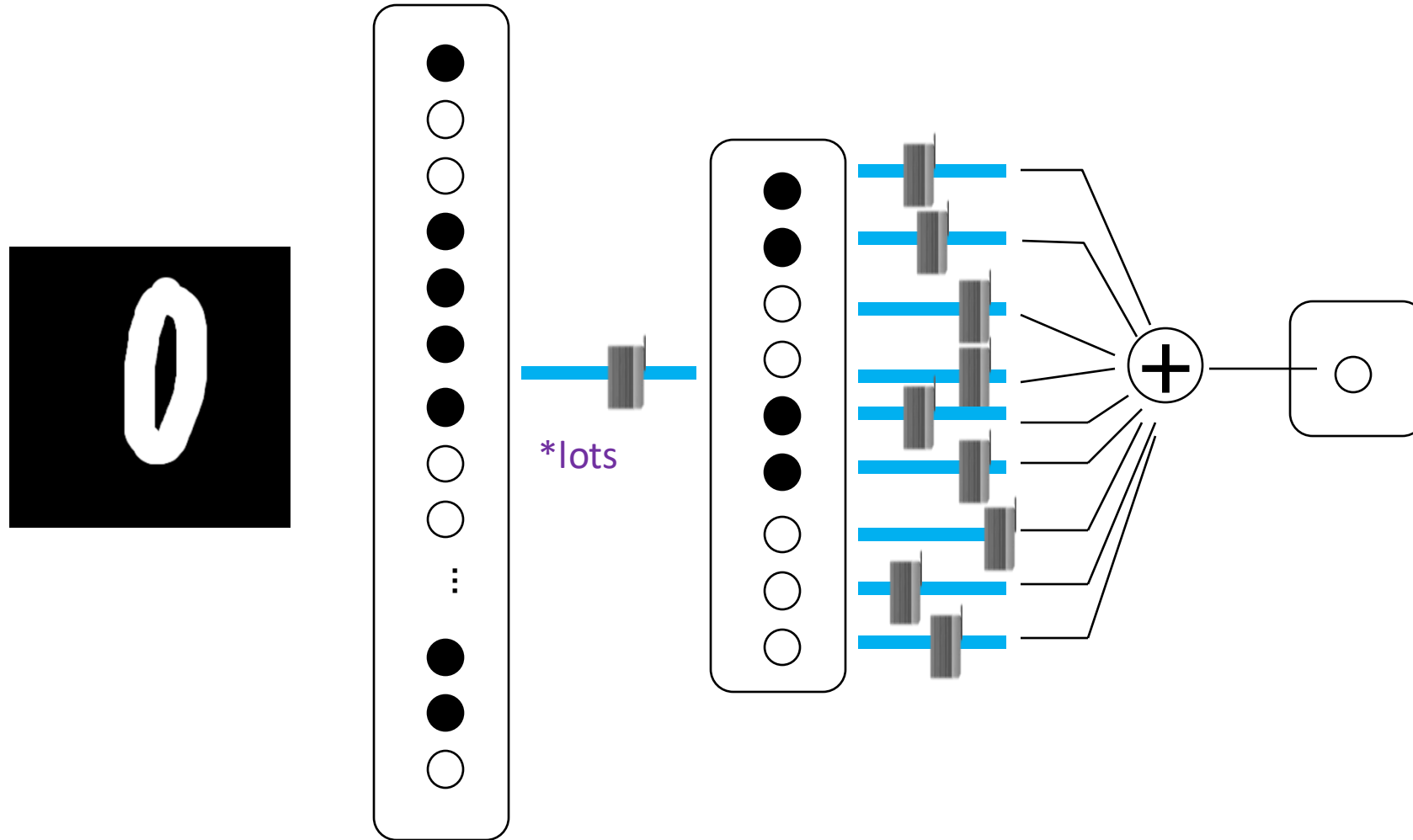
We Can Put Neurons Together



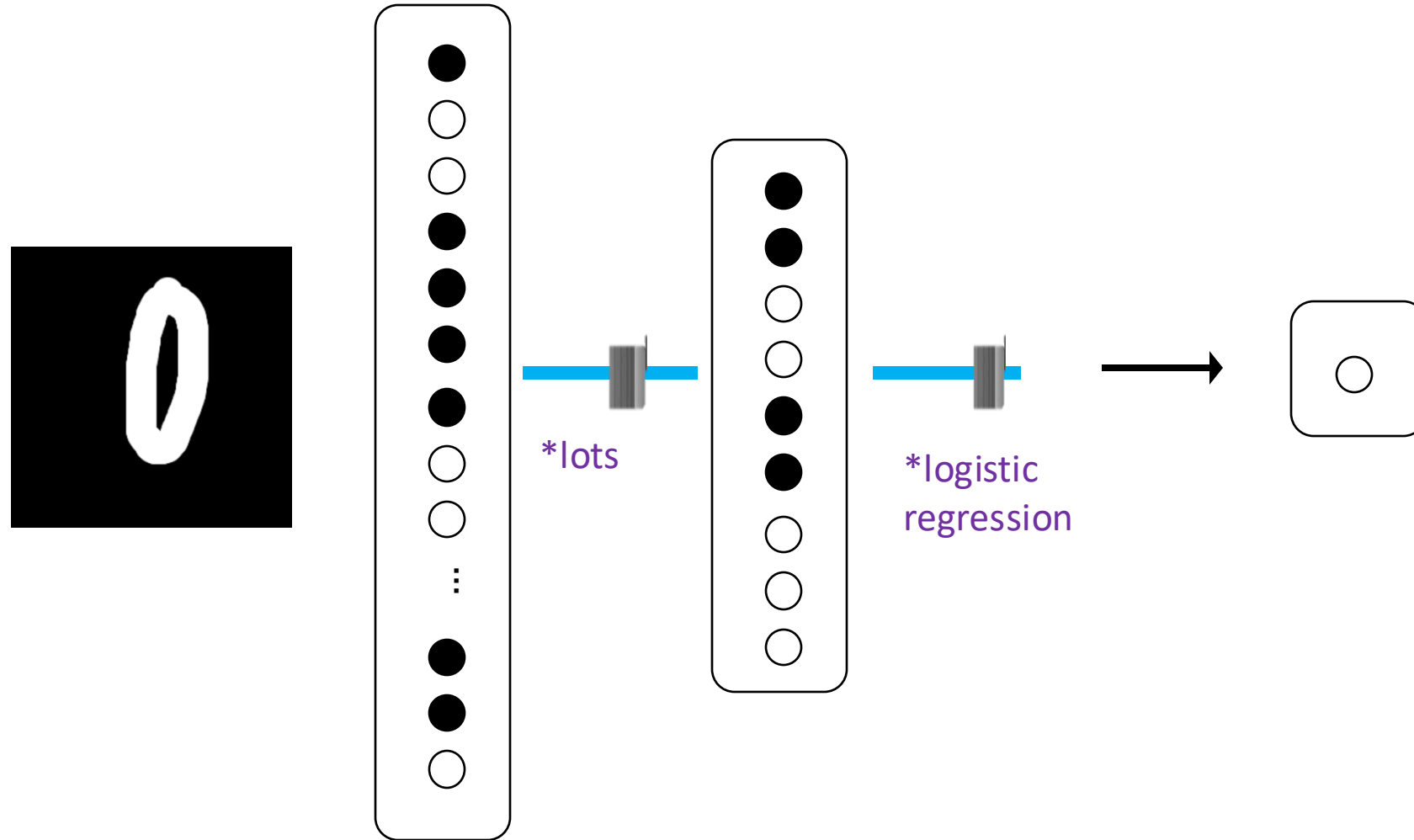
We Can Put Neurons Together



We Can Put Neurons Together



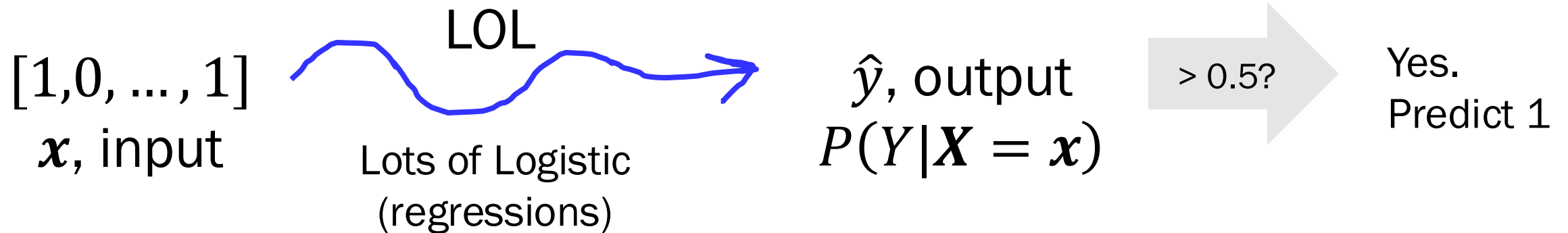
We Can Put Neurons Together



Deep learning


def **Deep learning** is
maximum likelihood estimation
with neural networks.

def A **neural network** is
(at its core) many logistic
regression pieces stacked on
top of each other.



Demonstration

Draw your number here




0123456789

Downsampled drawing: 0
First guess: 0
Second guess: 8

Layer visibility

Input layer	Show
Convolution layer 1	Show
Downsampling layer 1	Show
Convolution layer 2	Show
Downsampling layer 2	Show



https://adamharley.com/nn_vis/cnn/2d.html



Deep learning gets its
intelligence from its
thetas (aka its parameters)

How do we train?

MLE of Thetas!

First: Learning Goals...

1. Understand Chain Rule as ♥ of Deep Learning

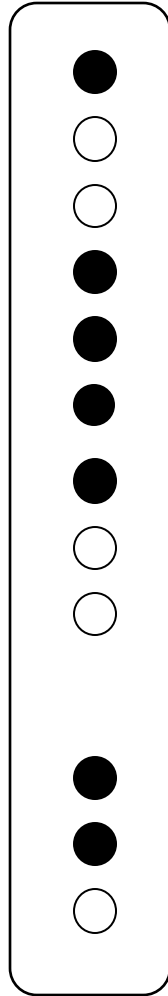
2. Demystify: Deep Learning is MLE

3. Become experts of
logistic regression

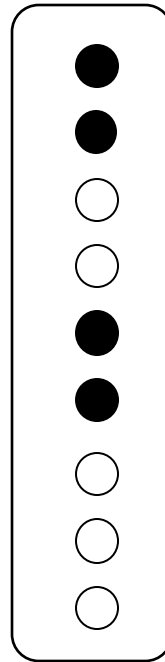
Math worth knowing:

New Notation

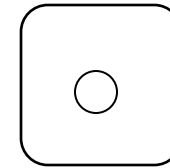
Layer x



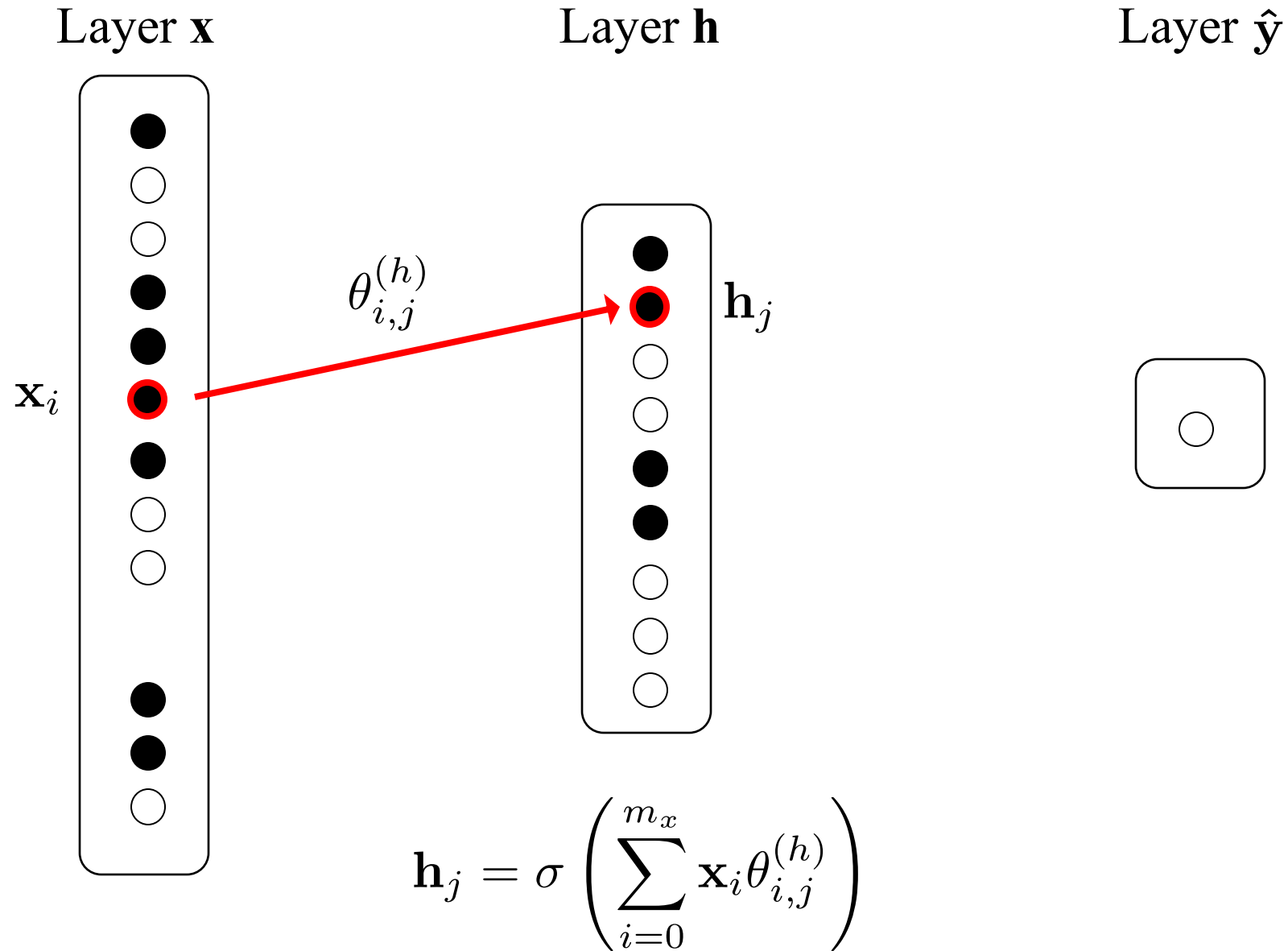
Layer h



Layer \hat{y}

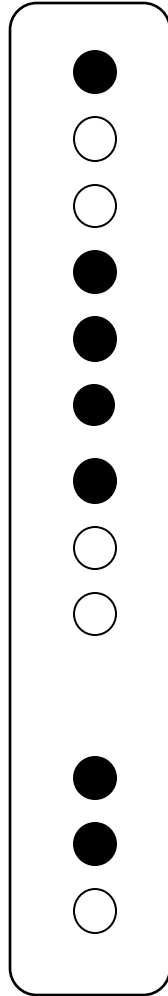


New Notation

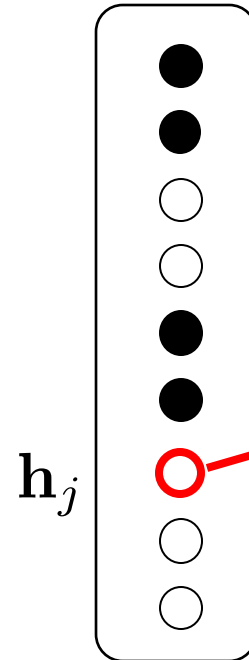


New Notation

Layer x

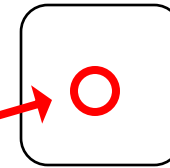


Layer h



h_j

Layer \hat{y}



$\theta_j^{(\hat{y})}$

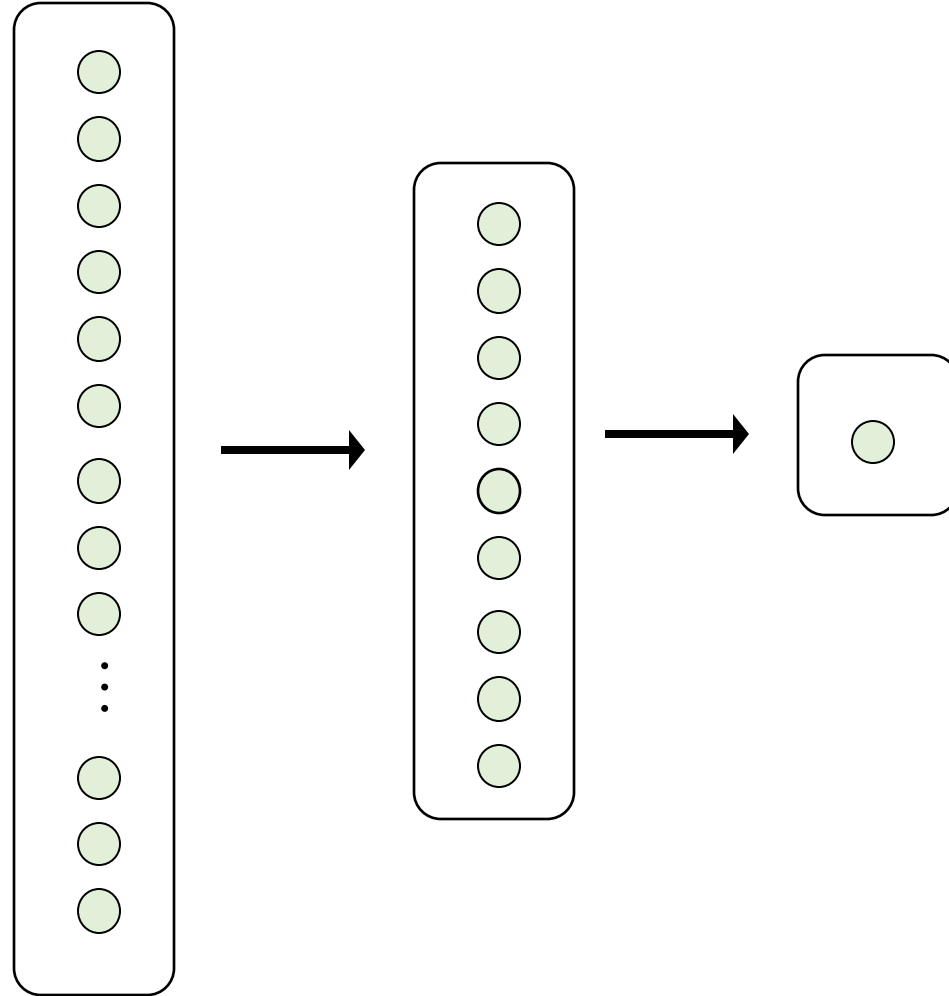
$$\hat{y} = \sigma \left(\sum_{j=0}^{m_h} h_j \theta_j^{(\hat{y})} \right)$$

Forward Pass

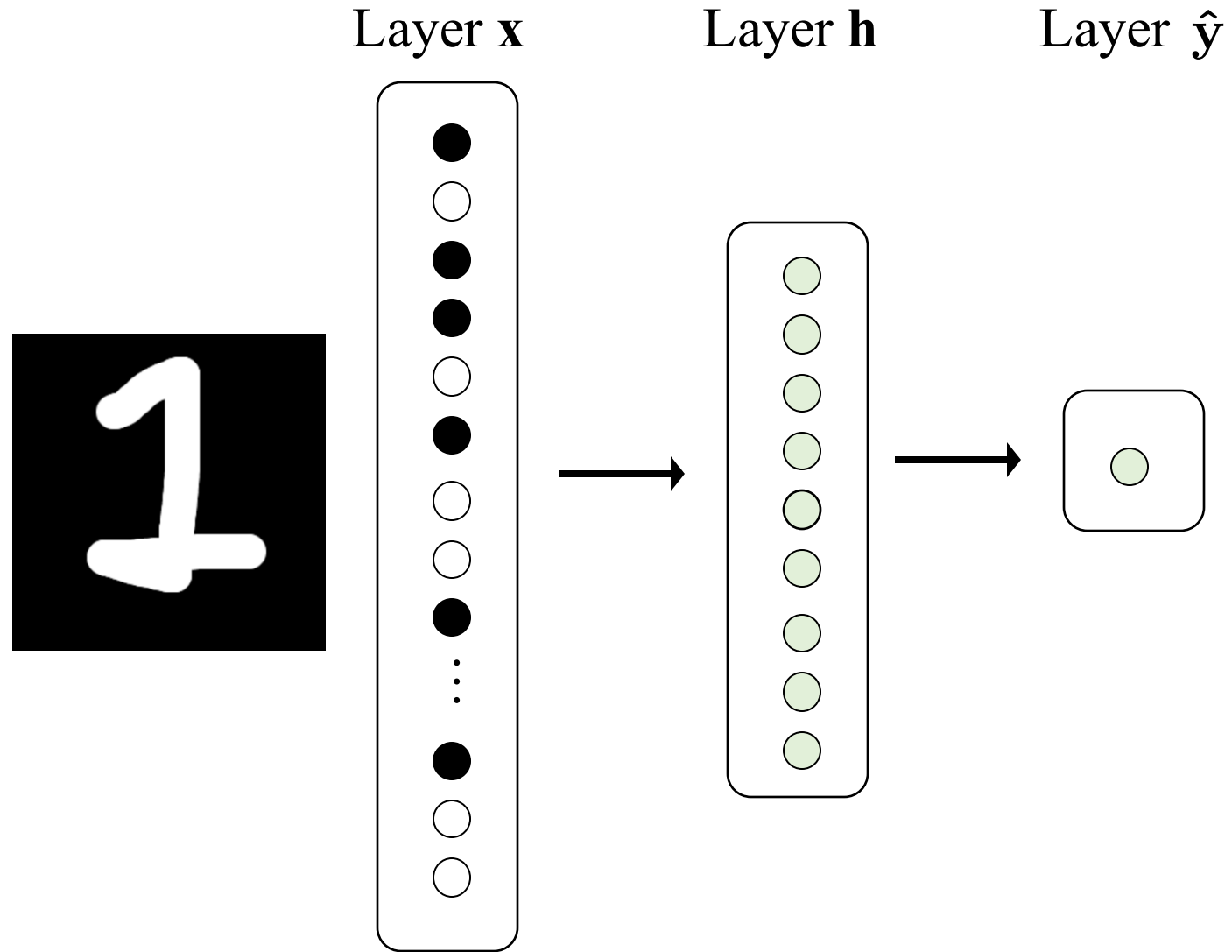
Layer x

Layer h

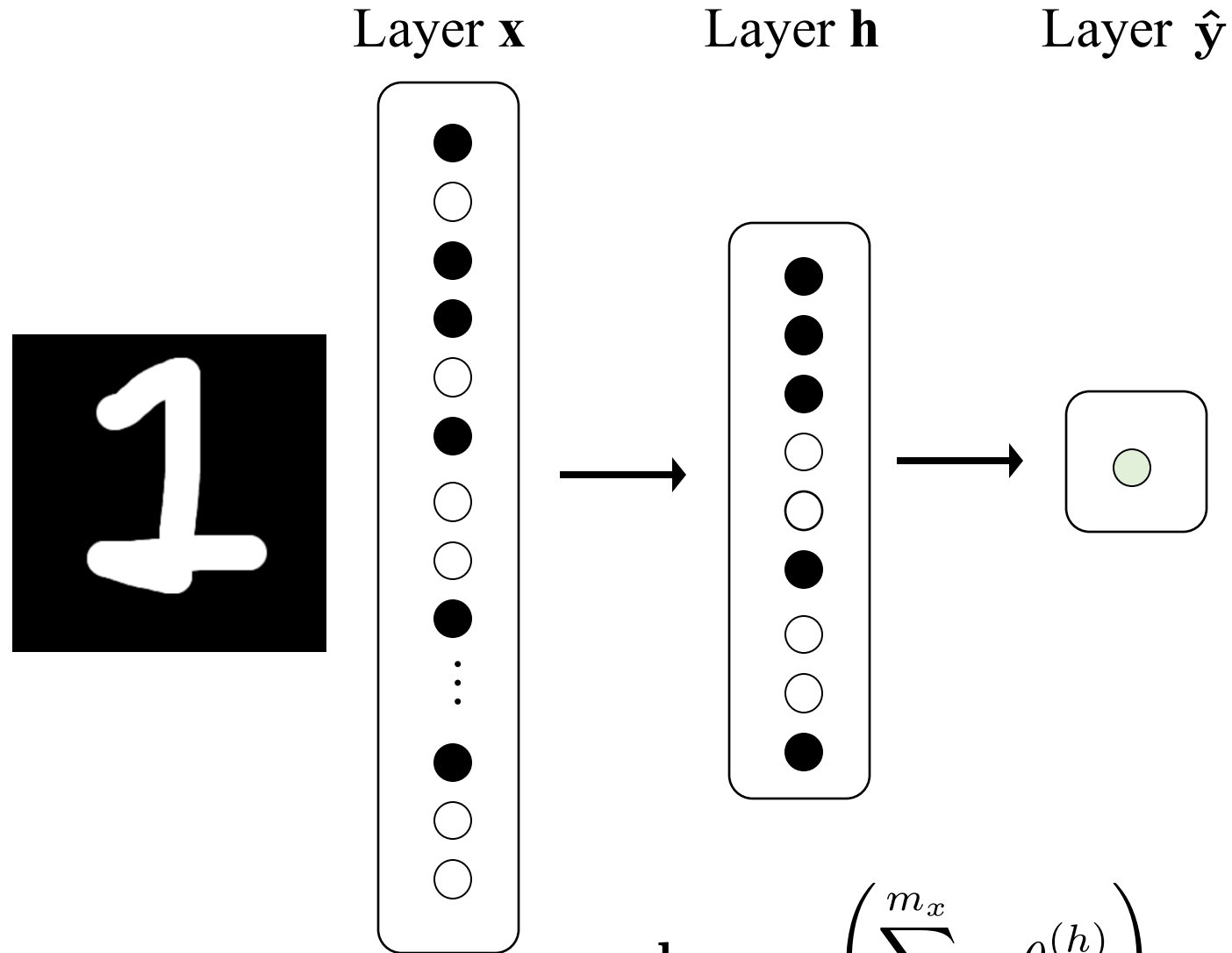
Layer \hat{y}



Forward Pass

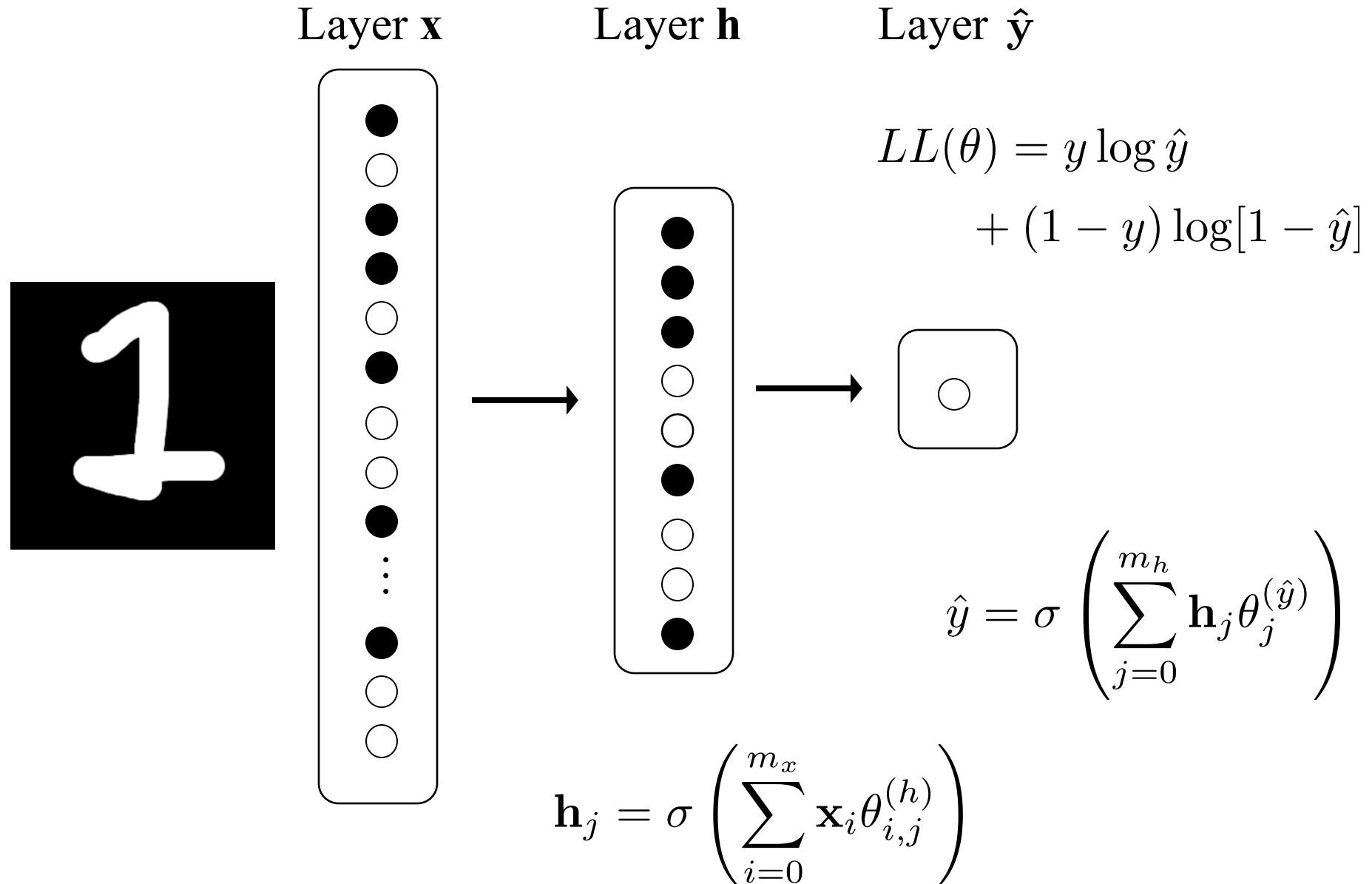


Forward Pass

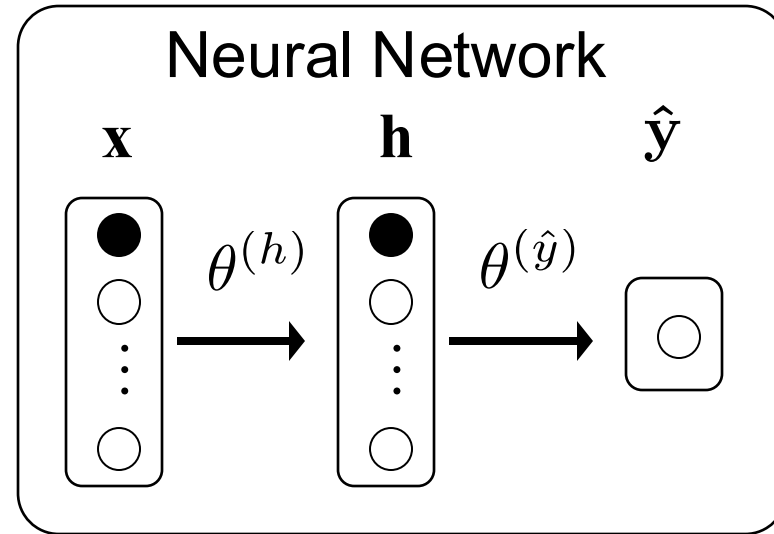


$$\mathbf{h}_j = \sigma \left(\sum_{i=0}^{m_x} \mathbf{x}_i \theta_{i,j}^{(h)} \right)$$

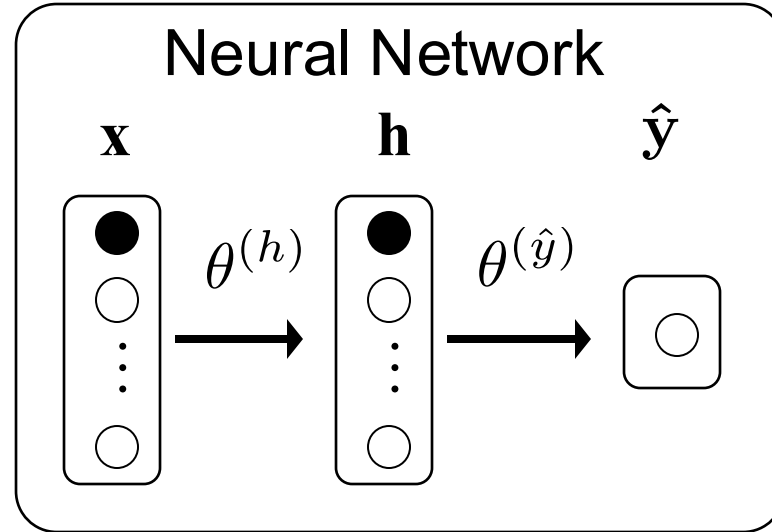
Forward Pass



All Together



Smoke Check 1



$$|\mathbf{x}| = 40$$

$$|\mathbf{h}| = 20$$

How many parameters in $\theta^{(\hat{y})}$?

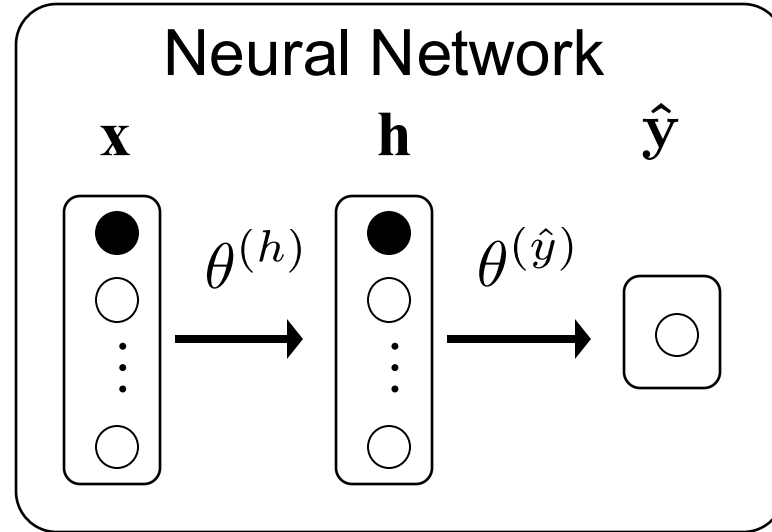
a) 2

b) 20

c) 40

d) 800

Smoke Check 2



$$|\mathbf{x}| = 40$$

$$|\mathbf{h}| = 20$$

How many parameters in $\theta^{(h)}$?

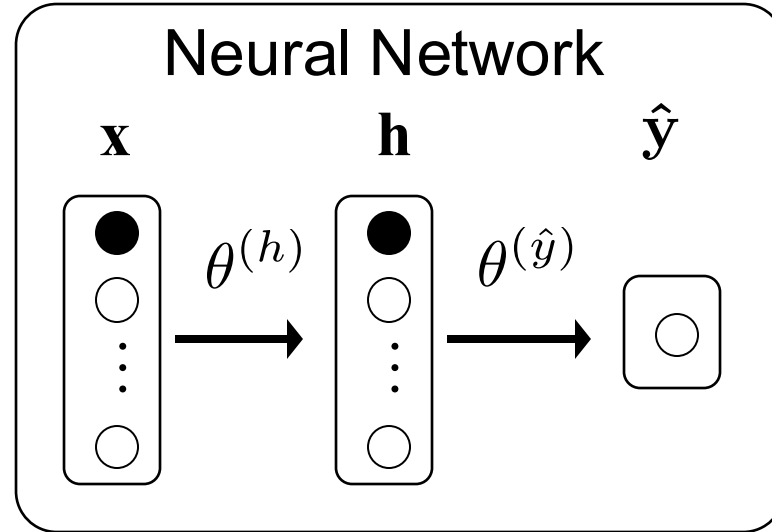
a) 2

b) 20

c) 40

d) 800

Smoke Check 3



$$|\mathbf{x}| = 40$$

$$|\mathbf{h}| = 20$$

How many parameters in total?

a) 800

b) 20

c) 820

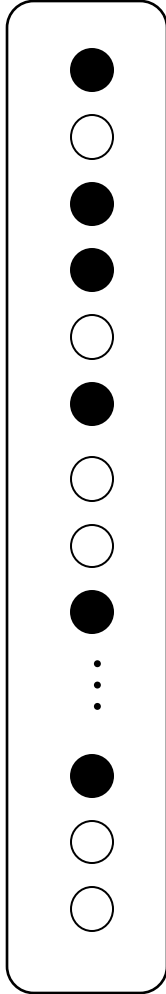
d) 16000

Today: Do Something Brave

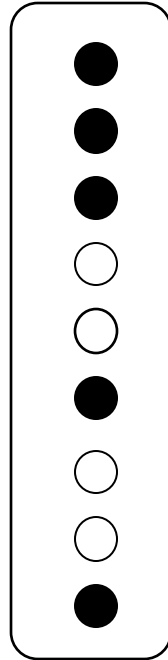


Forward Pass

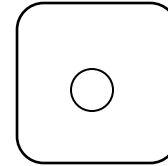
Layer x



Layer h



Layer \hat{y}



800 parameters
need setting



20 parameters
need setting



Only Have to Do Three Things

- 1 Make deep learning assumption
- 2 Calculate the log probability for all data
- 3 Get partial derivative of log likelihood with respect to each theta

Smoke Check

- 3 Get partial derivative of log likelihood with respect to each theta

Why?

Why We Calculate Partial Derivatives

A deep learning model gets its **intelligence** by having **useful thetas**.

We can find **useful thetas**, by searching for ones that **maximize likelihood** of our training data

We can **maximize likelihood** using **optimization techniques** (such as gradient ascent).

In order to use **optimization techniques**, we need to calculate the **partial derivative** of likelihood with respect to thetas.

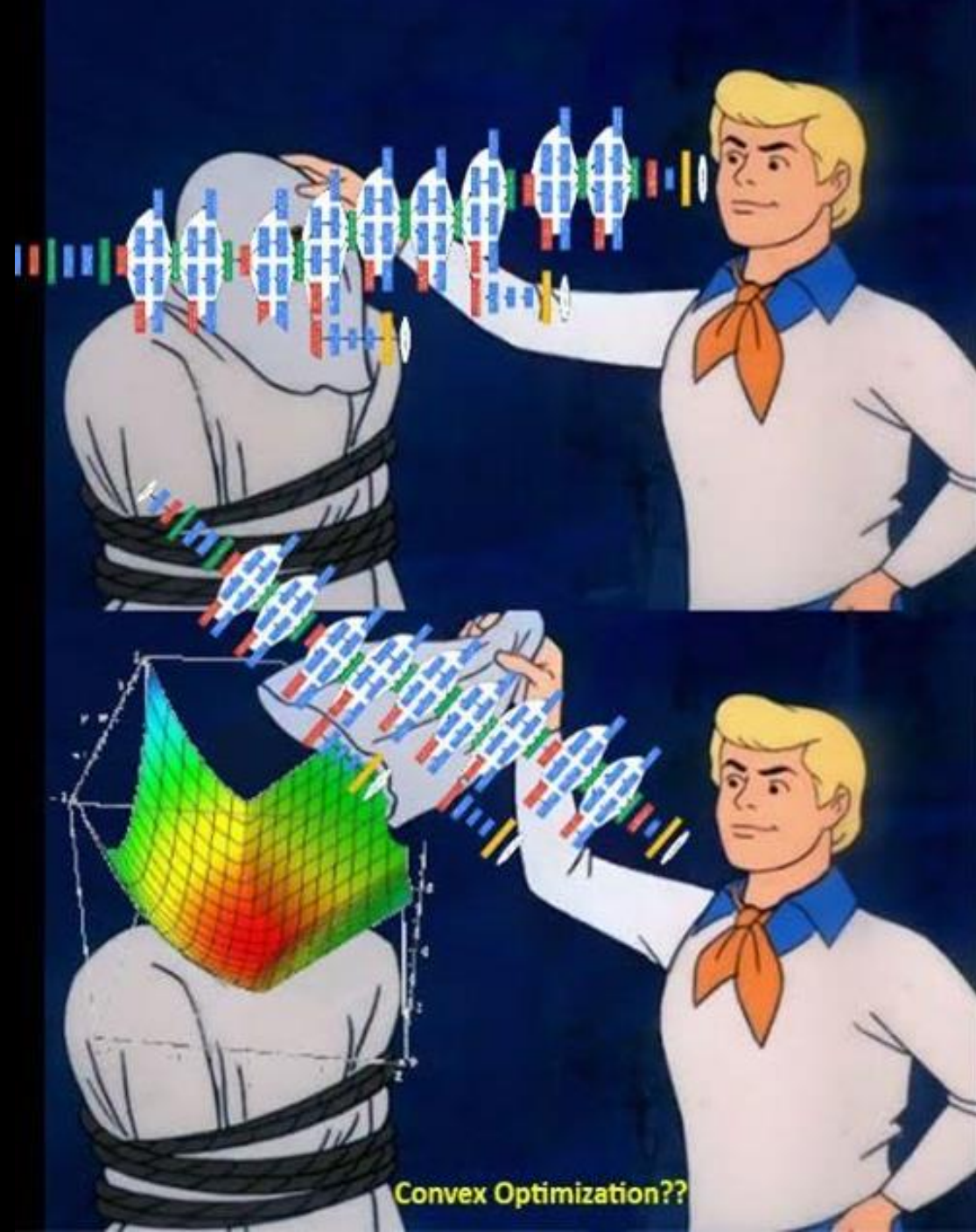
Basically MLE is hard because
it has so many details





Okay gang, let's see what deep learning really is.

Thanks to Keith Eicher



Convex Optimization??

Only Have to Do Three Things

- 1 Make deep learning assumption

$$P(Y = 1|X = \mathbf{x}) = \hat{y}$$

$$P(Y = 0|X = \mathbf{x}) = 1 - \hat{y}$$

- 2 Calculate the log probability for all data

Same Assumption, Same LL

$$P(Y = 1|X = \mathbf{x}) = \hat{y} \quad \hat{y} = \sigma \left(\sum_{j=0}^{m_h} \mathbf{h}_j \theta_j^{(\hat{y})} \right) \quad \mathbf{h}_j = \sigma \left(\sum_{i=0}^{m_x} \mathbf{x}_i \theta_{i,j}^{(h)} \right)$$

For one datum

$$P(Y = y|\mathbf{X} = \mathbf{x}) = (\hat{y})^y (1 - \hat{y})^{1-y}$$

Feel the Bern!
 $Y \sim \text{Bern}(\hat{y})$

For IID data

$$\begin{aligned} L(\theta) &= \prod_{i=1}^n P(Y = y^{(i)} | X = \mathbf{x}^{(i)}) \\ &= \prod_{i=1}^n (\hat{y}^{(i)})^{y^{(i)}} \cdot \left[1 - (\hat{y}^{(i)}) \right]^{(1-y^{(i)})} \end{aligned}$$

Take the log

$$LL(\theta) = \sum_{i=1}^n y^{(i)} \log \hat{y}^{(i)} + (1 - y^{(i)}) \log[1 - \hat{y}^{(i)}]$$

Only Have to Do Three Things

- 1 Make deep learning assumption

$$\hat{y} = \sigma \left(\sum_{j=0}^{m_h} \mathbf{h}_j \theta_j^{(\hat{y})} \right)$$

$$P(Y = 1 | X = \mathbf{x}) = \hat{y}$$

$$P(Y = 0 | X = \mathbf{x}) = 1 - \hat{y}$$

- 2 Calculate the log probability for all data

$$LL(\theta) = \sum_{i=0}^n y^{(i)} \log \hat{y}^{(i)} + (1 - y^{(i)}) \log [1 - \hat{y}^{(i)}]$$

- 3 Get partial derivative of log likelihood with respect to each theta

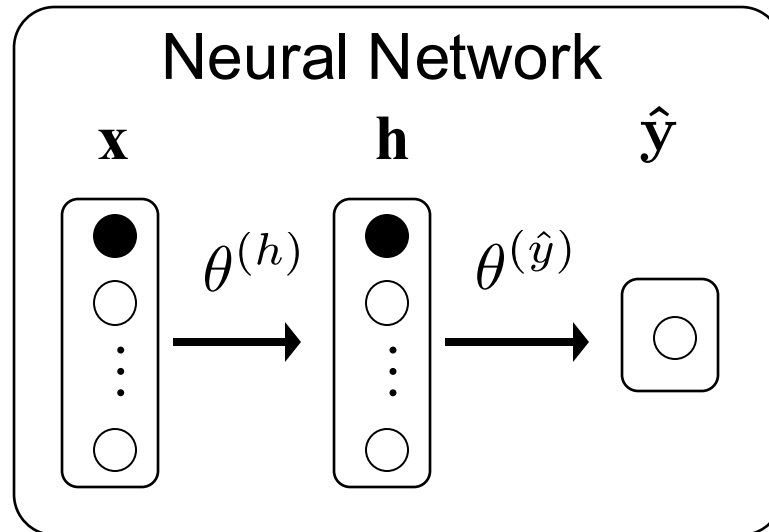
Derivative Goals

Loss with respect to
output layer params

$$\frac{\partial LL(\theta)}{\partial \theta_i^{(\hat{y})}}$$

Loss with respect to
hidden layer params

$$\frac{\partial LL(\theta)}{\partial \theta_{i,j}^{(h)}}$$




Bad Approach

$$LL(\theta) = y \log \hat{y} + (1 - y) \log[1 - \hat{y}]$$

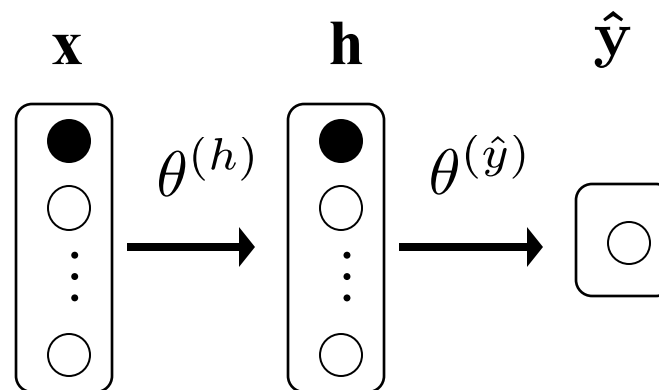
$$\hat{y} = \sigma \left(\sum_{i=0}^{m_h} \mathbf{h}_i \theta_i^{(\hat{y})} \right)$$

Math bug

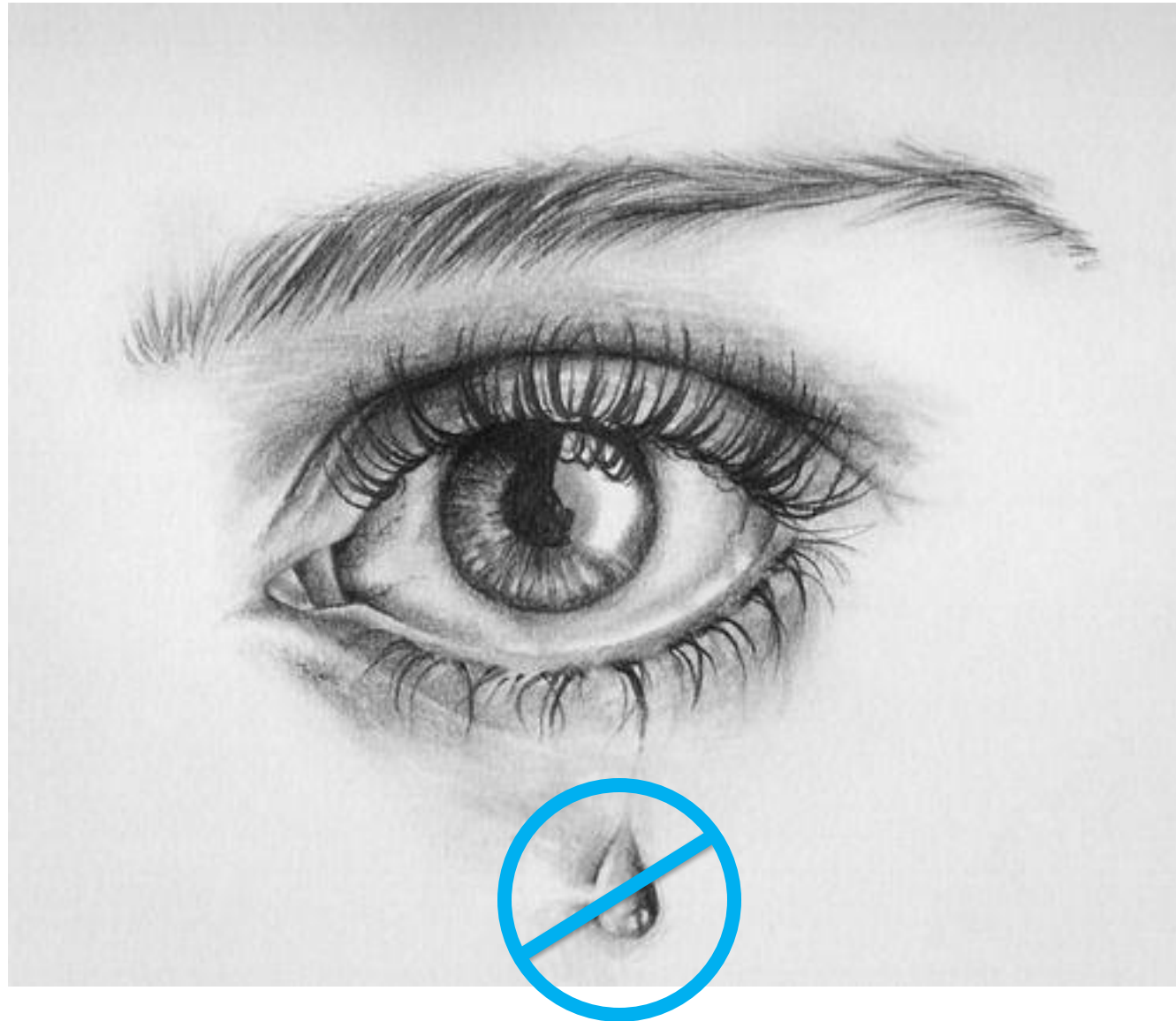


$$= \sigma \left(\sum_{i=0}^{m_h} \left[\sigma \left(\sum_{j=0}^{m_x} \mathbf{x}_j \theta_{i,j}^{(\mathbf{h})} \right) \right] \theta_i^{(\hat{y})} \right)$$

Neural Network



Derivatives Without Tears



Big Idea #1: Chain Rule

Woah Mr Blanton, you were right.
Chain rule is useful!

$$\frac{\partial f(z)}{\partial x} = \frac{\partial f(z)}{\partial z} \cdot \frac{\partial z}{\partial x}$$

First use:

$$\frac{\partial LL(\theta)}{\partial \theta_i^{(\hat{y})}} = \frac{\partial LL}{\partial \hat{y}} \cdot \frac{\partial \hat{y}}{\partial \theta_i^{(\hat{y})}}$$

Big Idea #2: Sigmoid Derivative

True fact about sigmoid functions

$$\frac{\partial}{\partial z} \sigma(z) = \sigma(z)[1 - \sigma(z)]$$

Big Idea #3: Derivative of Sum

$$LL(\theta) = \sum_{i=0}^n y^{(i)} \log \hat{y}^{(i)} + (1 - y^{(i)}) \log[1 - \hat{y}^{(i)}]$$

We only need to calculate the gradient for one training example!

$$\frac{\partial}{\partial x} \sum f(x) = \sum \frac{\partial}{\partial x} f(x)$$

We will pretend we only have one example

$$LL(\theta) = y \log \hat{y} + (1 - y) \log[1 - \hat{y}]$$

We can sum up the gradients of each example to get the correct answer

Recall

Sigmoid has a Beautiful Slope

$$\frac{\partial}{\partial \theta_j} \sigma(\theta^T x)?$$

$$\frac{\partial}{\partial z} \sigma(z) = \sigma(z)[1 - \sigma(z)]$$

where $z = \theta^T x$

$$\frac{\partial}{\partial \theta_j} \sigma(\theta^T x) = \frac{\partial}{\partial z} \sigma(z) \cdot \frac{\partial z}{\partial \theta_j}$$

Chain rule!

$$\frac{\partial}{\partial \theta_j} \sigma(\theta^T x) = \sigma(\theta^T x)[1 - \sigma(\theta^T x)]x_j$$

Plug and chug

Sigmoid, you should be a ski hill



This is ~~Sparta~~!!!!

↑
Stanford

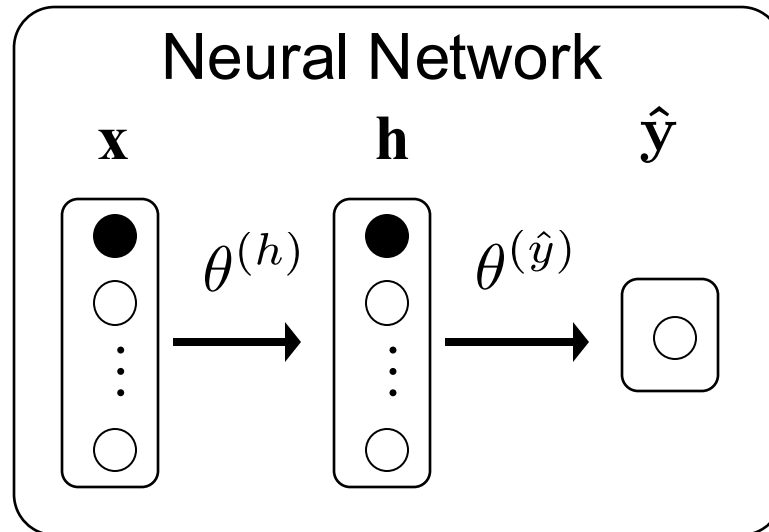
Derivative Goals

Loss with respect to
output layer params

$$\frac{\partial LL(\theta)}{\partial \theta_i^{(\hat{y})}}$$

Loss with respect to
hidden layer params

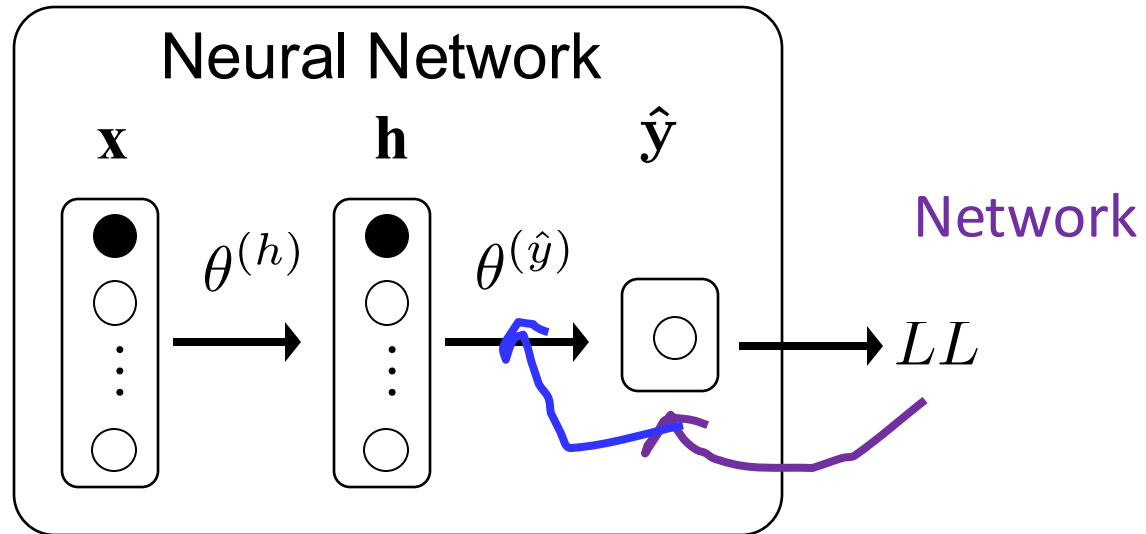
$$\frac{\partial LL(\theta)}{\partial \theta_{i,j}^{(h)}}$$



Chain Rule Example 1

$$\frac{\partial LL(\theta)}{\partial \theta_i^{(\hat{y})}}$$

Goal



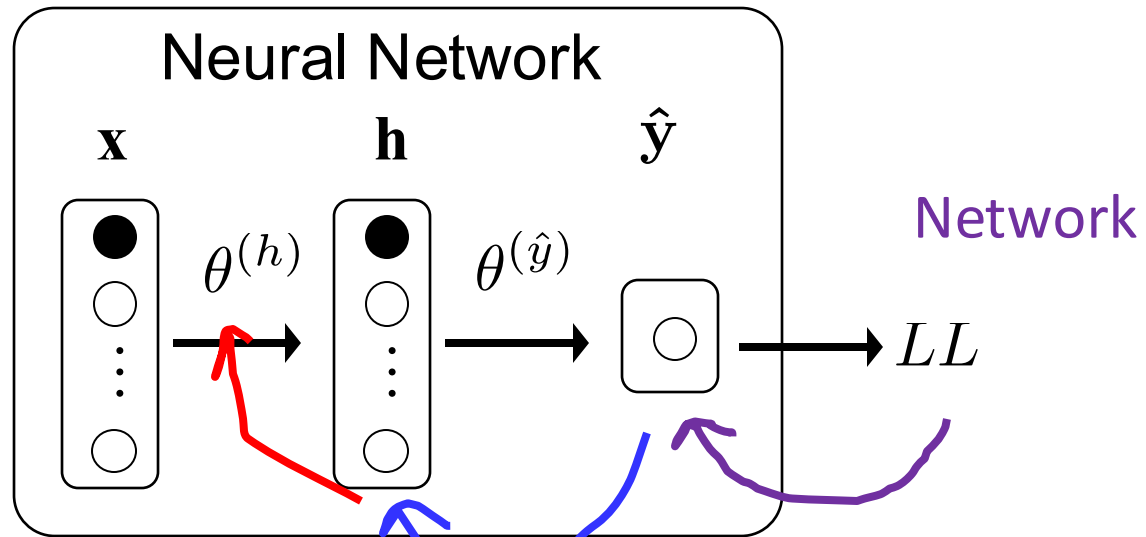
$$\frac{\partial LL(\theta)}{\partial \theta_i^{(\hat{y})}} = \frac{\partial LL}{\partial \hat{y}} \cdot \frac{\partial \hat{y}}{\partial \theta_i^{(\hat{y})}}$$

Decomposition

Chain Rule Example 2

$$\frac{\partial LL(\theta)}{\partial \theta_{i,j}^{(h)}}$$

Goal



Network

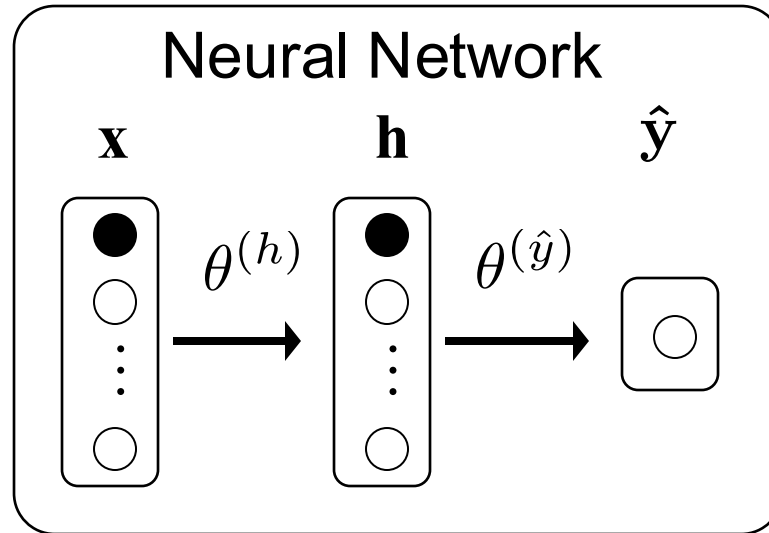
$$\frac{\partial LL(\theta)}{\partial \theta_{i,j}^{(h)}} = \frac{\partial LL}{\partial \hat{y}} \cdot \frac{\partial \hat{y}}{\partial \mathbf{h}_j} \cdot \frac{\partial \mathbf{h}_j}{\partial \theta_{i,j}^{(h)}}$$

Decomposition

Decomposition

Gradient of output layer params

$$\frac{\partial LL(\theta)}{\partial \theta_i^{(\hat{y})}} = \frac{\partial LL}{\partial \hat{y}} \cdot \frac{\partial \hat{y}}{\partial \theta_i^{(\hat{y})}}$$



Gradient of output layer params

$$\frac{\partial LL(\theta)}{\partial \theta_i^{(\hat{y})}} = \frac{\partial LL}{\partial \hat{y}} \cdot \frac{\partial \hat{y}}{\partial \theta_i^{(\hat{y})}}$$

$$LL(\theta) = y \log \hat{y} + (1 - y) \log[1 - \hat{y}]$$

$$\frac{\partial LL(\theta)}{\partial \hat{y}} = \frac{y}{\hat{y}} + \frac{(1 - y)}{(1 - \hat{y})} \cdot \frac{\partial(1 - \hat{y})}{\partial \hat{y}}$$

$$\frac{\partial LL(\theta)}{\partial \hat{y}} = \frac{y}{\hat{y}} - \frac{(1 - y)}{(1 - \hat{y})}$$

Gradient of output layer params

$$\frac{\partial LL(\theta)}{\partial \theta_i^{(\hat{y})}} = \frac{\partial LL}{\partial \hat{y}} \cdot \frac{\partial \hat{y}}{\partial \theta_i^{(\hat{y})}}$$

$$\hat{y} = \sigma \left(\sum_{j=0}^{m_h} \mathbf{h}_j \theta_j^{(\hat{y})} \right) = \sigma(z) \quad \text{where} \quad z = \sum_{j=0}^{m_h} \mathbf{h}_j \theta_j^{(\hat{y})}$$

$$\frac{\partial \hat{y}}{\partial \theta_i^{(\hat{y})}} = \hat{y}[1 - \hat{y}] \cdot \frac{\partial}{\partial \theta_i^{(\hat{y})}} \sum_{j=0}^{m_h} \mathbf{h}_j \theta_j^{(\hat{y})}$$

$$= \hat{y}[1 - \hat{y}] \cdot h_i$$

What! That's not scary!

Make it Simple

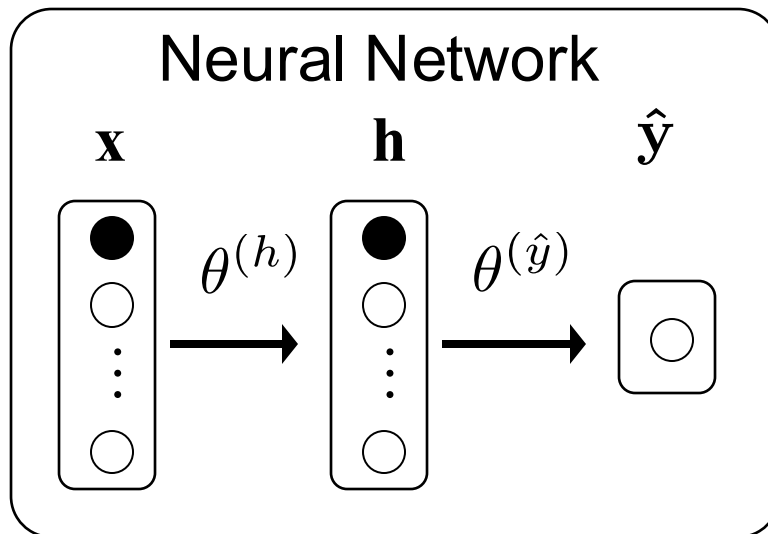
$$\frac{\partial LL(\theta)}{\partial \theta_i^{(\hat{y})}} = \text{[Yellow Box] - \text{[Turtle]}}$$

$$\text{[Yellow Box]} = \frac{y}{\hat{y}} - \frac{(1-y)}{(1-\hat{y})}$$

$$\text{[Turtle]} = \hat{y}[1-\hat{y}] \cdot h_i$$

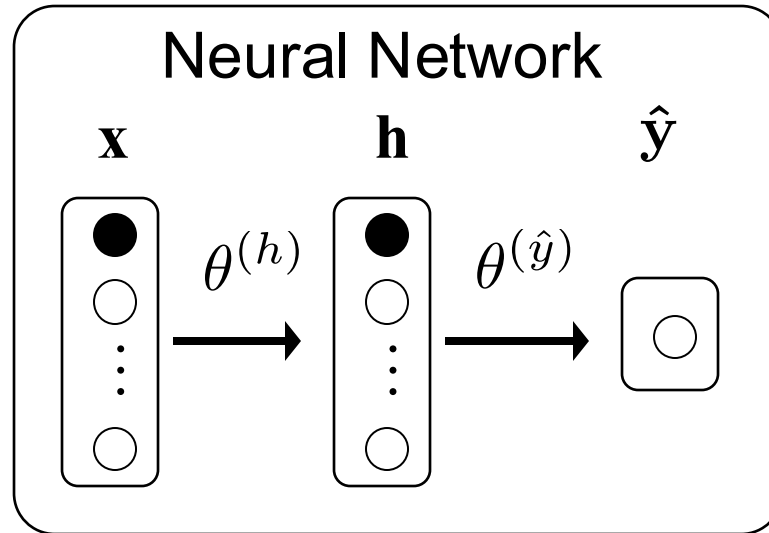
Boom!

$$\frac{\partial LL(\theta)}{\partial \theta_{i,j}^{(h)}}$$



Gradient of hidden layer params

$$\frac{\partial LL(\theta)}{\partial \theta_{i,j}^{(h)}} = \frac{\partial LL}{\partial \hat{y}} \cdot \frac{\partial \hat{y}}{\partial \mathbf{h}_j} \cdot \frac{\partial \mathbf{h}_j}{\partial \theta_{i,j}^{(h)}}$$



Gradient of hidden layer params

$$\frac{\partial LL(\theta)}{\partial \theta_{i,j}^{(h)}} = \frac{\partial LL}{\partial \hat{y}} \cdot \frac{\partial \hat{y}}{\partial \mathbf{h}_j} \cdot \frac{\partial \mathbf{h}_j}{\partial \theta_{i,j}^{(h)}}$$


$$\hat{y} = \sigma \left(\sum_{i=0}^{m_h} \mathbf{h}_i \theta_i^{(\hat{y})} \right) = \sigma(z)$$

$$\frac{\partial \hat{y}}{\partial \mathbf{h}_j} = \hat{y} [1 - \hat{y}] \theta_j^{(\hat{y})}$$

Wait is it over?

Gradient of hidden layer params

$$\frac{\partial LL(\theta)}{\partial \theta_{i,j}^{(h)}} = \frac{\partial LL}{\partial \hat{y}} \cdot \frac{\partial \hat{y}}{\partial \mathbf{h}_j} \cdot \frac{\partial \mathbf{h}_j}{\partial \theta_{i,j}^{(h)}}$$

$$\mathbf{h}_j = \sigma \left(\sum_{k=0}^{m_x} \mathbf{x}_k \theta_{k,j} \right) = \sigma(z)$$


$$\frac{\partial \mathbf{h}_j}{\partial \theta_{i,j}^{(h)}} = \mathbf{h}_j [1 - \mathbf{h}_j] \mathbf{x}_i$$

That one too?

Make it Simple

$$\frac{\partial LL(\theta)}{\partial \theta_{i,j}^{(h)}} = \begin{array}{|c|c|c|} \hline \img alt="Chest icon" data-bbox="444 171 526 316"/> & \img alt="Turtle icon" data-bbox="526 171 608 316"/> & \img alt="Croc icon" data-bbox="608 171 684 316"/> \\ \hline \end{array}$$

$$\begin{array}{|c|} \hline \img alt="Chest icon" data-bbox="344 354 426 504"/> \\ \hline \end{array} = \frac{y}{\hat{y}} - \frac{(1-y)}{(1-\hat{y})}$$

$$\begin{array}{|c|} \hline \img alt="Turtle icon" data-bbox="344 565 426 715"/> \\ \hline \end{array} = \hat{y}[1-\hat{y}]\theta_j^{(\hat{y})}$$

$$\begin{array}{|c|} \hline \img alt="Croc icon" data-bbox="350 754 432 908"/> \\ \hline \end{array} = \mathbf{h}_j[1-\mathbf{h}_j]\mathbf{x}_j$$



Congrats. You now know
Backpropagation

Moment of silence

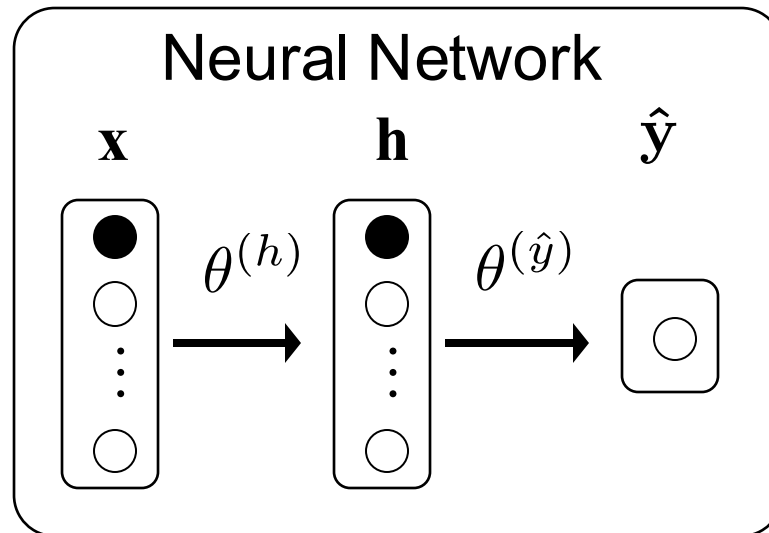
Summary: Simple Calculations For

Loss with respect to
output layer params

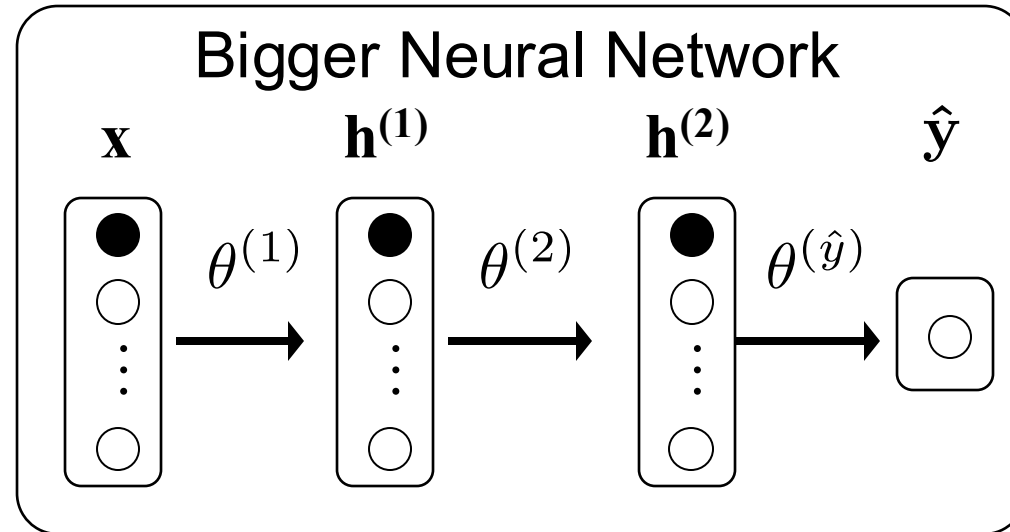
$$\frac{\partial LL(\theta)}{\partial \theta_i^{(\hat{y})}}$$

Loss with respect to
hidden layer params

$$\frac{\partial LL(\theta)}{\partial \theta_{i,j}^{(h)}}$$



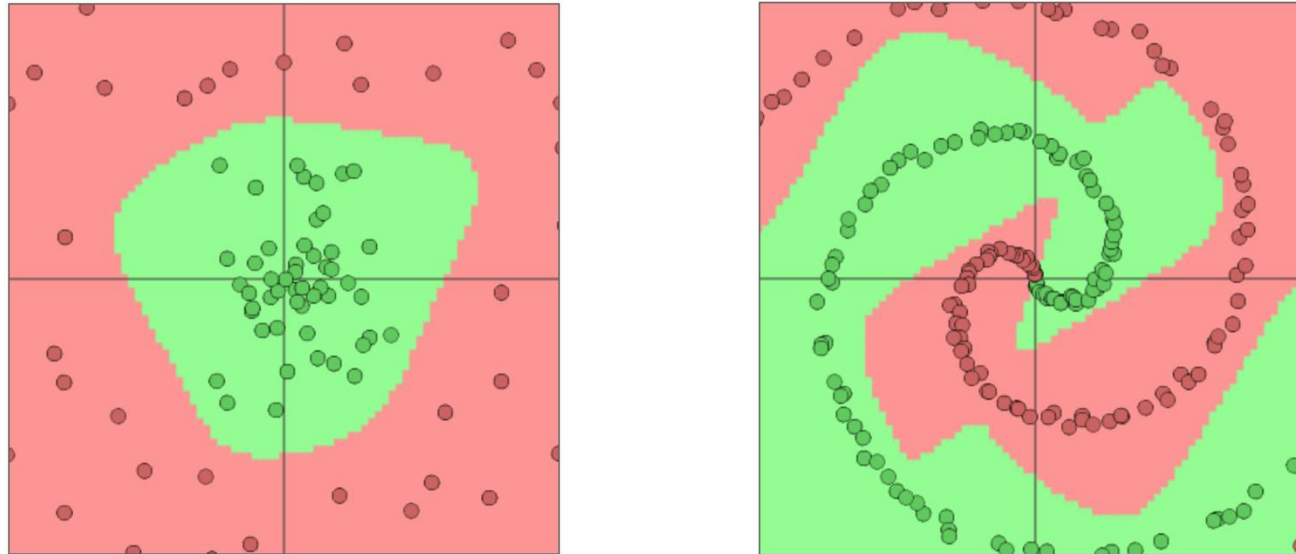
What Would You Do Here?



Chain rule:
Game changer for
artificial intelligence

Neural Networks Can Learn Complex Functions

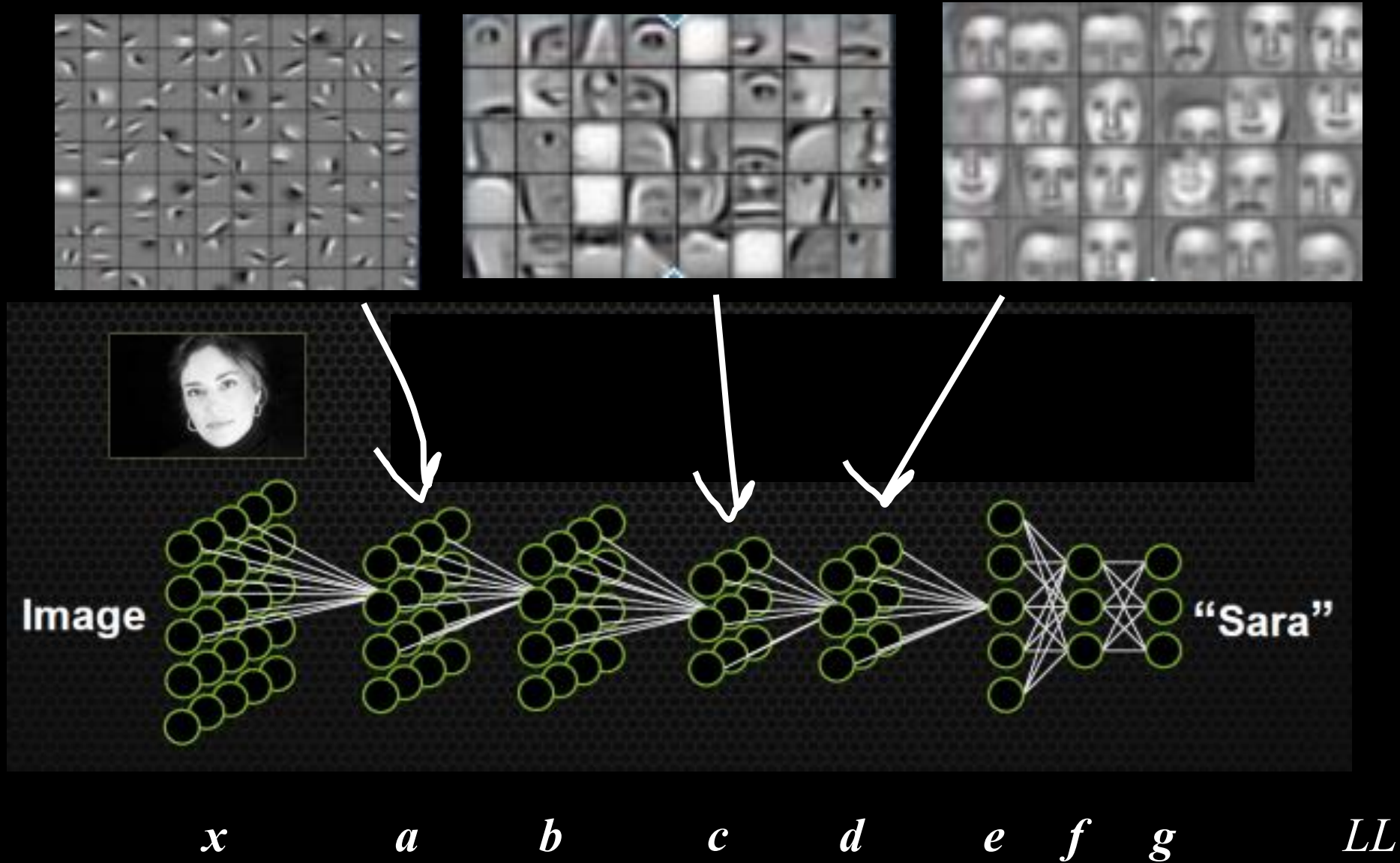
- Some data sets/functions are not separable



- These are classifiers learned by neural networks

<http://cs.stanford.edu/people/karpathy/convnetjs/demo/classify2d.html>

Works for any number of layers



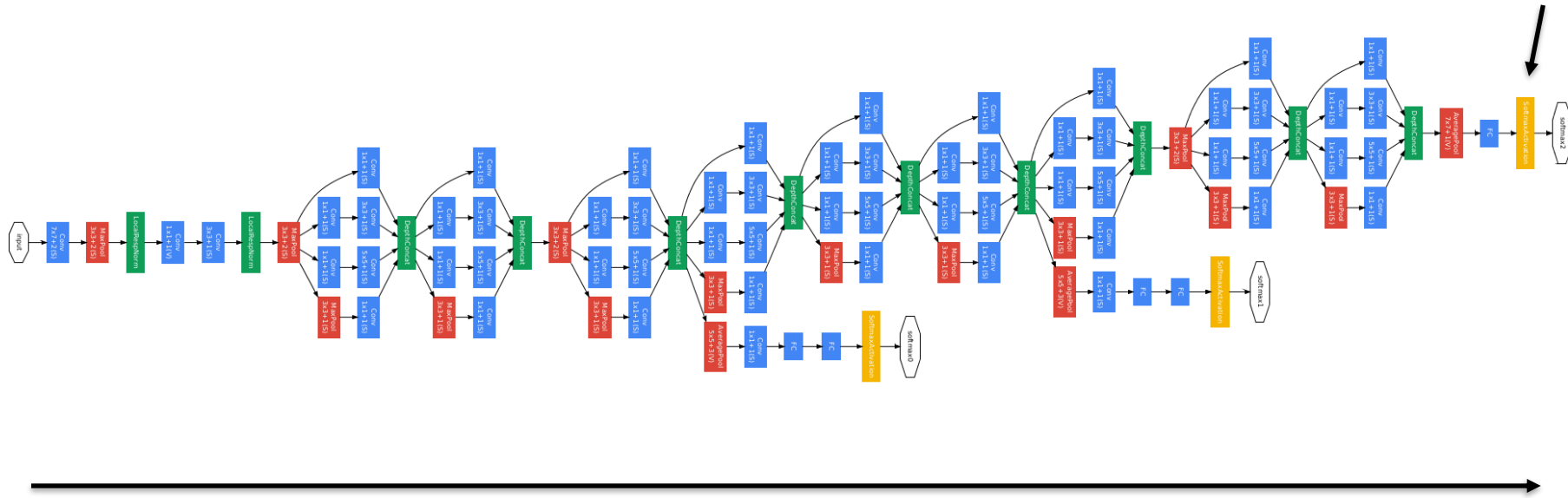
GoogLeNet Brain



1 Trillion Artificial Neurons

GoogLeNet Brain

Multiple,
Multi class output



22 layers deep



The Cat Neuron



Top stimuli from the test set



Optimal stimulus
by numerical optimization

Hire the smartest people in the world



Invent cat detector

Best Neuron Stimuli

Neuron 1



Neuron 2



Neuron 3



Neuron 4



Neuron 5



Best Neuron Stimuli

Neuron 6



Neuron 7



Neuron 8



Neuron 9



Best Neuron Stimuli

Neuron 10



Neuron 11



Neuron 12



Neuron 13



ImageNet Classification

22,000 categories

14,000,000 images

Hand-engineered features (SIFT, HOG, LBP),
Spatial pyramid, SparseCoding/Compression

22,000 is a lot!

...

smoothhound, smoothhound shark, *Mustelus mustelus*

American smooth dogfish, *Mustelus canis*

Florida smoothhound, *Mustelus norrisi*

whitetip shark, reef whitetip shark, *Triaenodon obseus*

Atlantic spiny dogfish, *Squalus acanthias*

Pacific spiny dogfish, *Squalus suckleyi*

hammerhead, hammerhead shark

smooth hammerhead, *Sphyrna zygaena*

smalleye hammerhead, *Sphyrna tudes*

shovelhead, bonnethead, bonnet shark, *Sphyrna tiburo*

angel shark, angelfish, *Squatina squatina*, monkfish

electric ray, crampfish, numbfish, torpedo

smalltooth sawfish, *Pristis pectinatus*

guitarfish

rougtail stingray, *Dasyatis centroura*

butterfly ray

eagle ray

spotted eagle ray, spotted ray, *Aetobatus narinari*

cownose ray, cow-nosed ray, *Rhinoptera bonasus*

manta, manta ray, devilfish

Atlantic manta, *Manta birostris*

devil ray, *Mobula hypostoma*

grey skate, gray skate, *Raja batis*

little skate, *Raja erinacea*

...

Stingray



Mantaray



0.005%

Random guess

1.5%

Pre Neural Networks

?

GoogLeNet

0.005%

Random guess

1.5%

Pre Neural Networks

43.9%

GoogLeNet

0.005%

Random guess

1.5%

Pre Neural Networks

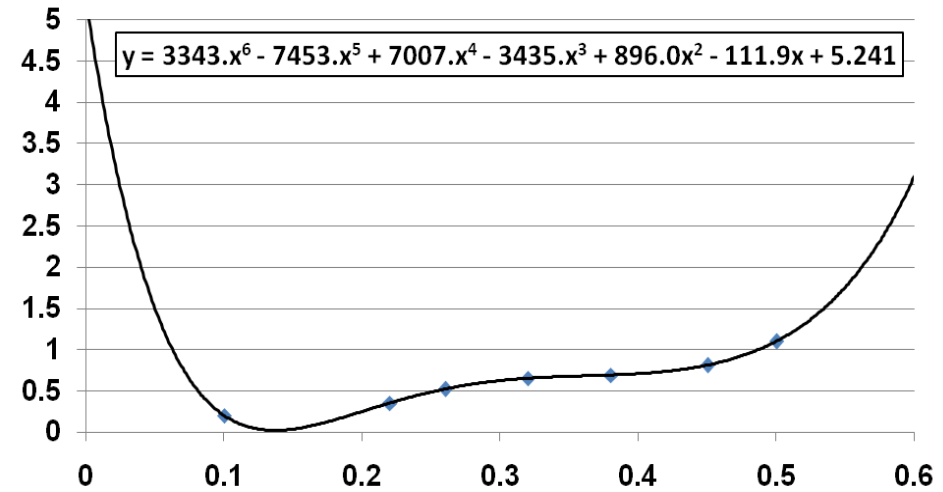
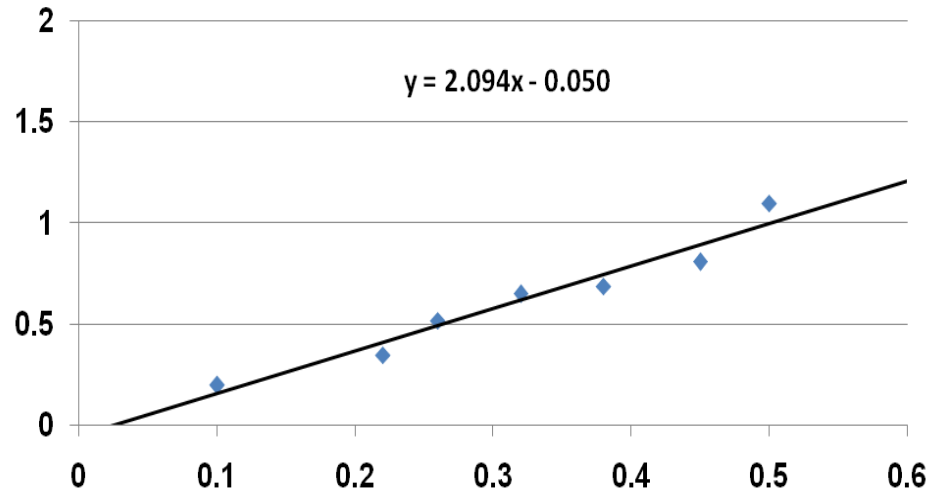
95.1%

SE-ResNet

How many parameters
is too many?

Good ML = Generalization

- Goal of machine learning: build models that **generalize** well to predicting new data
 - “Overfitting”: fitting the training data too well, so we lose generality of model

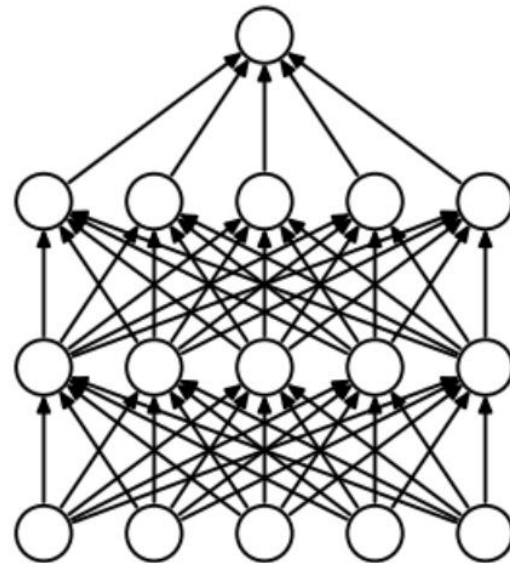


- Polynomial on the right fits training data perfectly!
- Which would you rather use to predict a new data point?

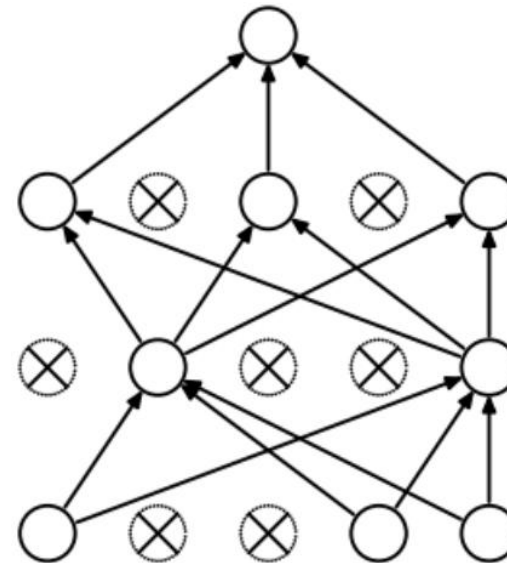
Prevent Overfitting?



Dropout when your model is training, randomly turn off your neurons with probability 0.5. It will make your network more robust.



(a) Standard Neural Net


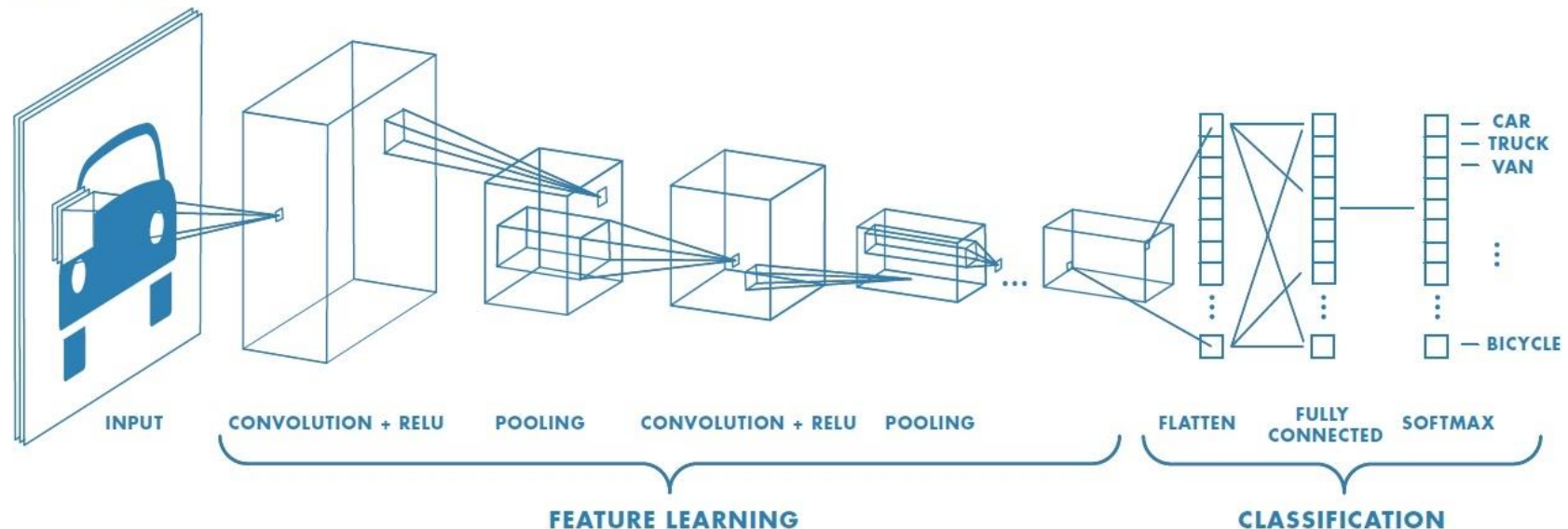


(b) After applying dropout.

Shared Weights?



Convolution it turns out if you want to force some of your weights to be shared for different neurons, the math isn't that much harder. This is used a lot for vision (CNN).



Not everything is classification



Come to Monday's Lecture!

Can A.I. Grade Your Next Test?

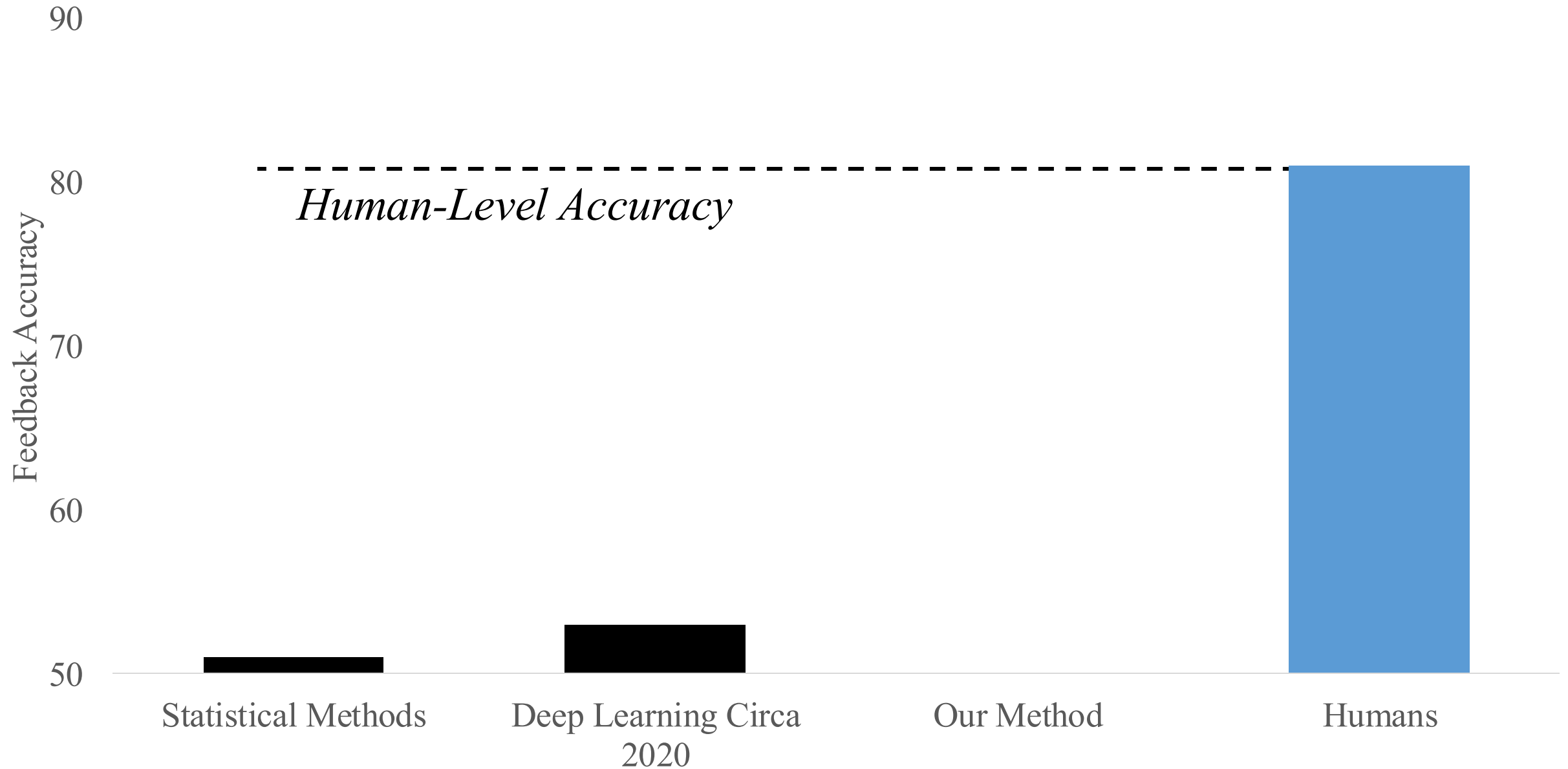
Neural networks could give online education a boost by providing automated feedback to students.



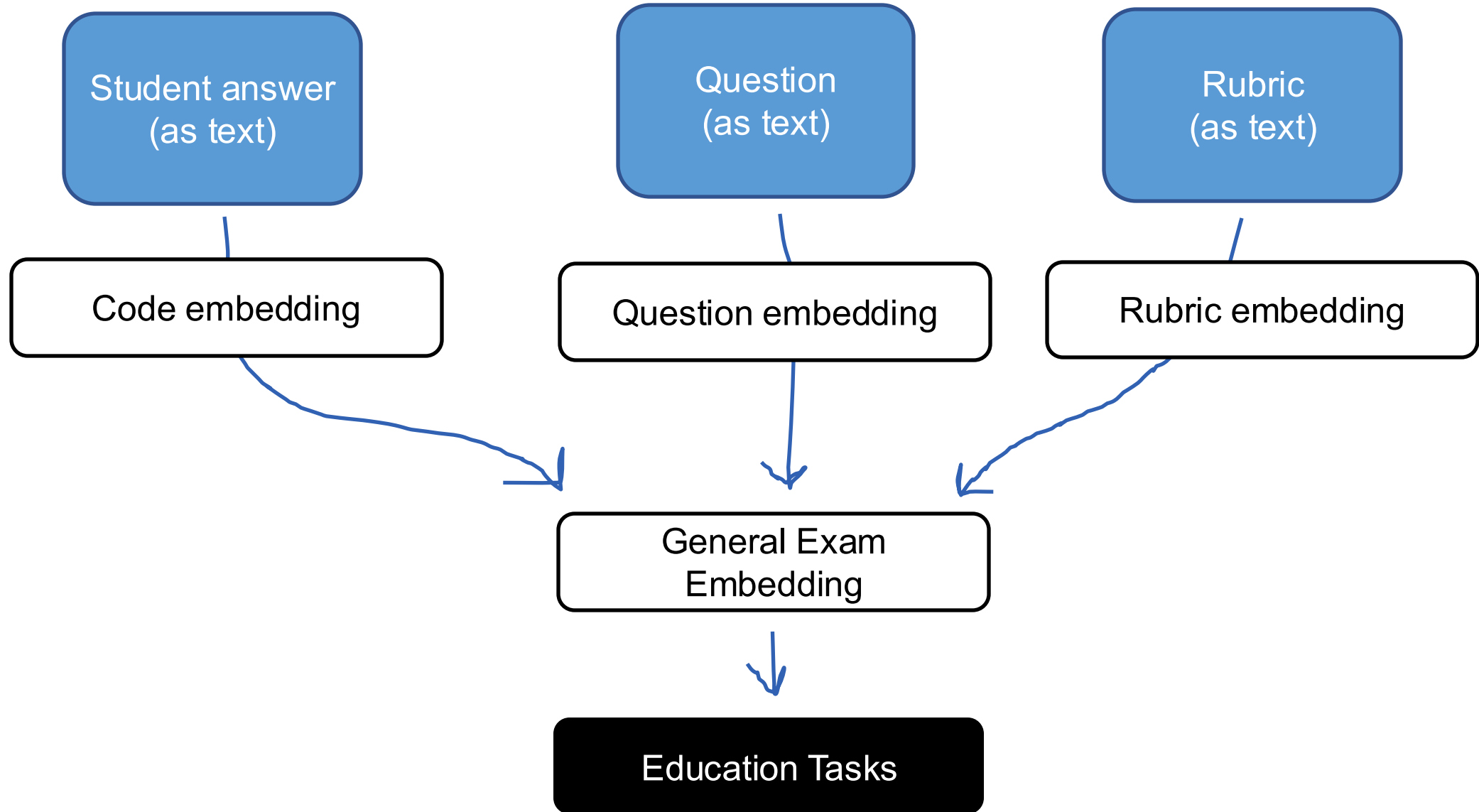
Stanford | News



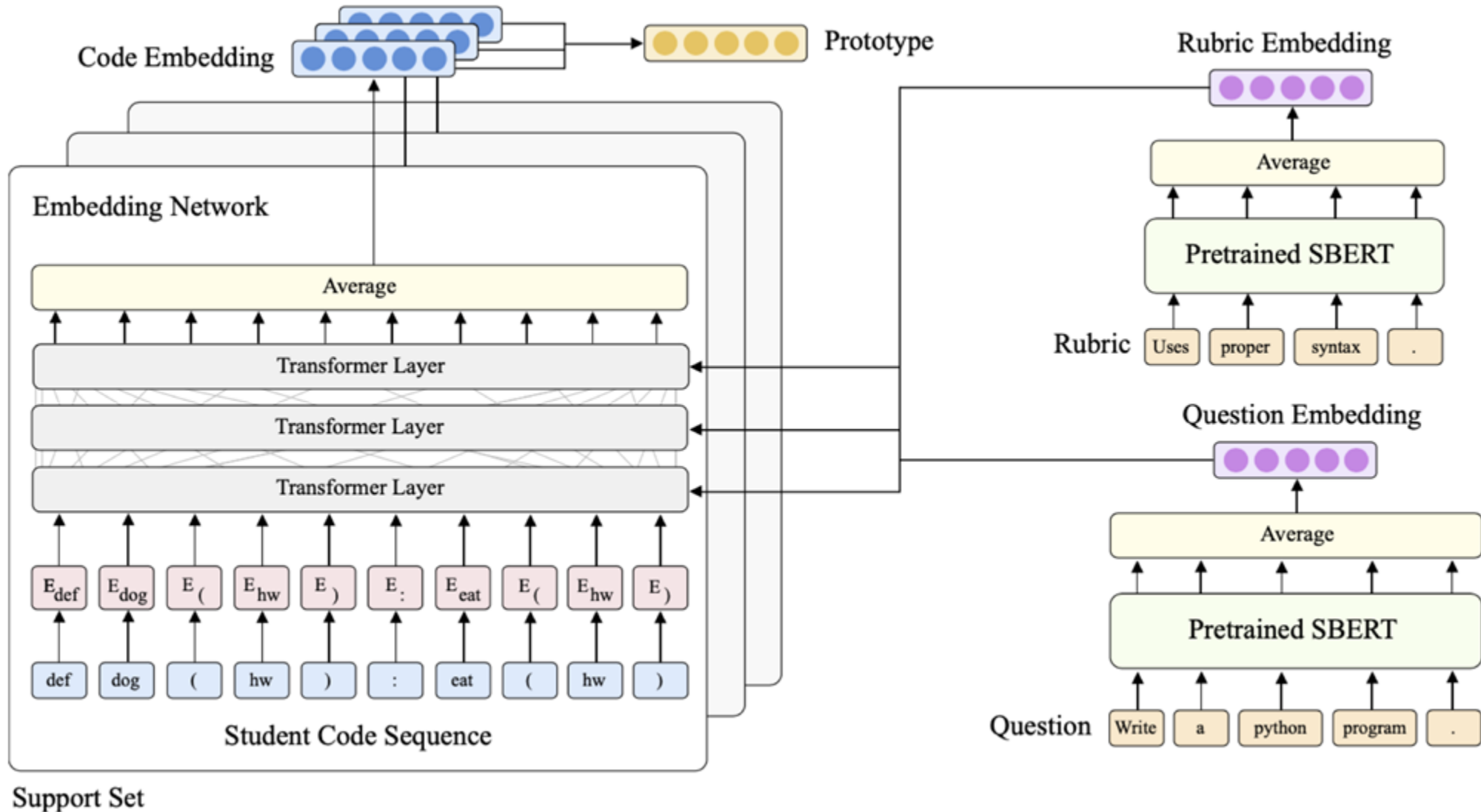
Rubric Level Accuracy on Few-Shot Grading a Novel Question



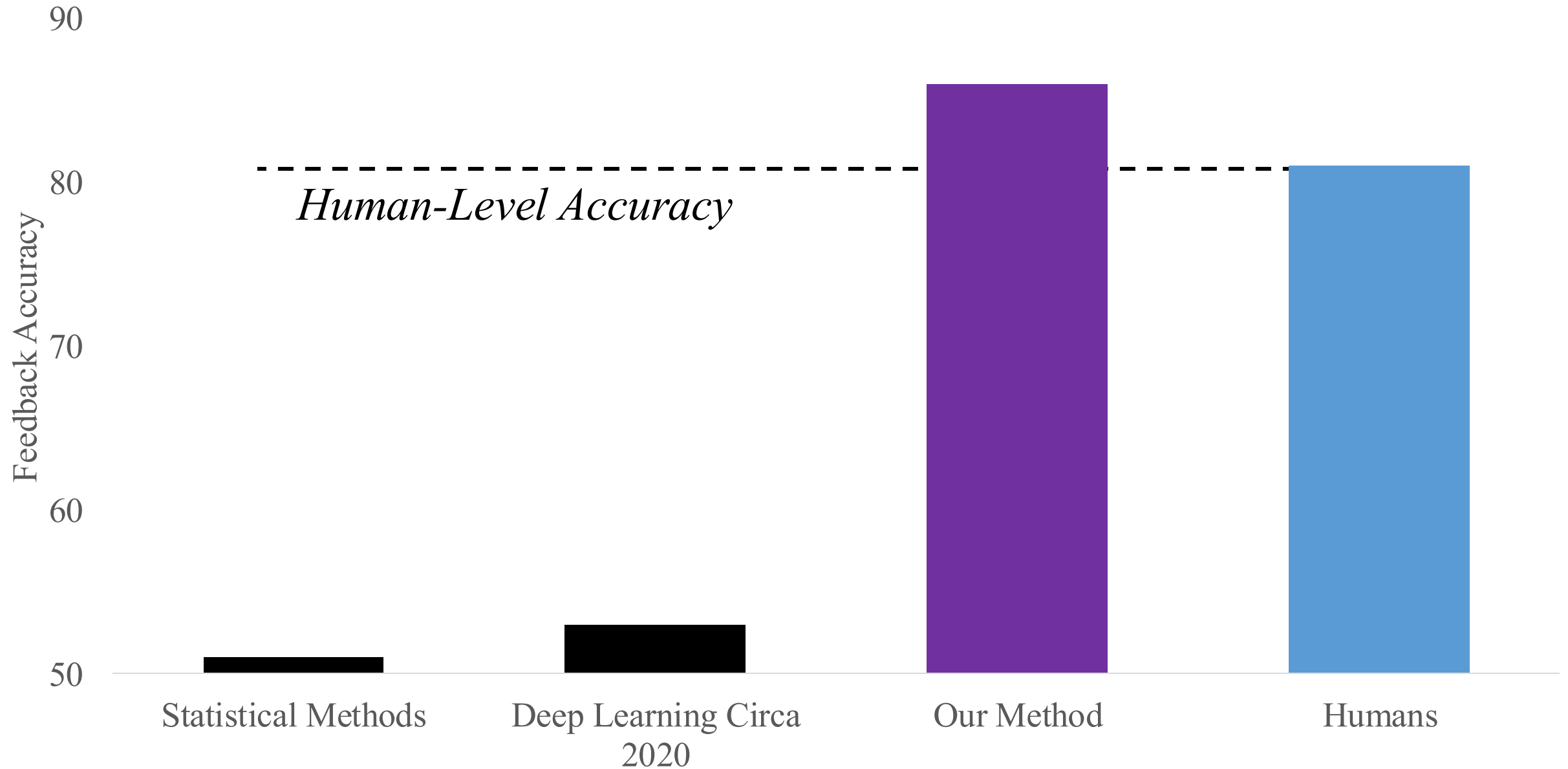
General Exam Grading Model



Invented the Proto-Transformer

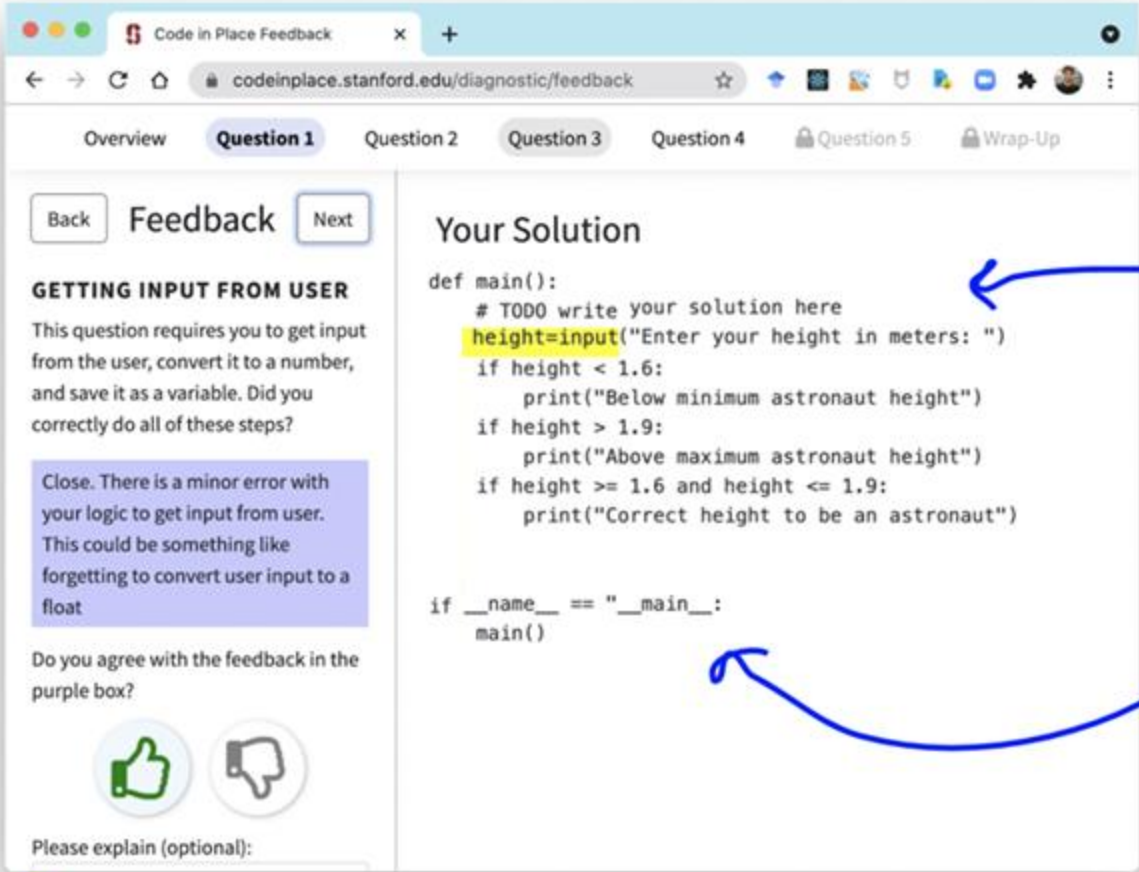


Rubric Level Accuracy on Few-Shot Grading a Novel Question



Gave Feedback to 3,500 Real Students

Do you agree? AI feedback **97.9%**. Human feedback **96.7%**



The screenshot shows a web browser window with the URL `codeinplace.stanford.edu/diagnostic/feedback`. The page is titled "Code in Place Feedback" and has a navigation bar with tabs for "Overview", "Question 1", "Question 2", "Question 3", "Question 4", "Question 5", and "Wrap-Up". The "Question 1" tab is active. The page is divided into two main sections: "GETTING INPUT FROM USER" and "Your Solution".

GETTING INPUT FROM USER
This question requires you to get input from the user, convert it to a number, and save it as a variable. Did you correctly do all of these steps?

Close. There is a minor error with your logic to get input from user. This could be something like forgetting to convert user input to a float

Do you agree with the feedback in the purple box?

Please explain (optional):

Your Solution

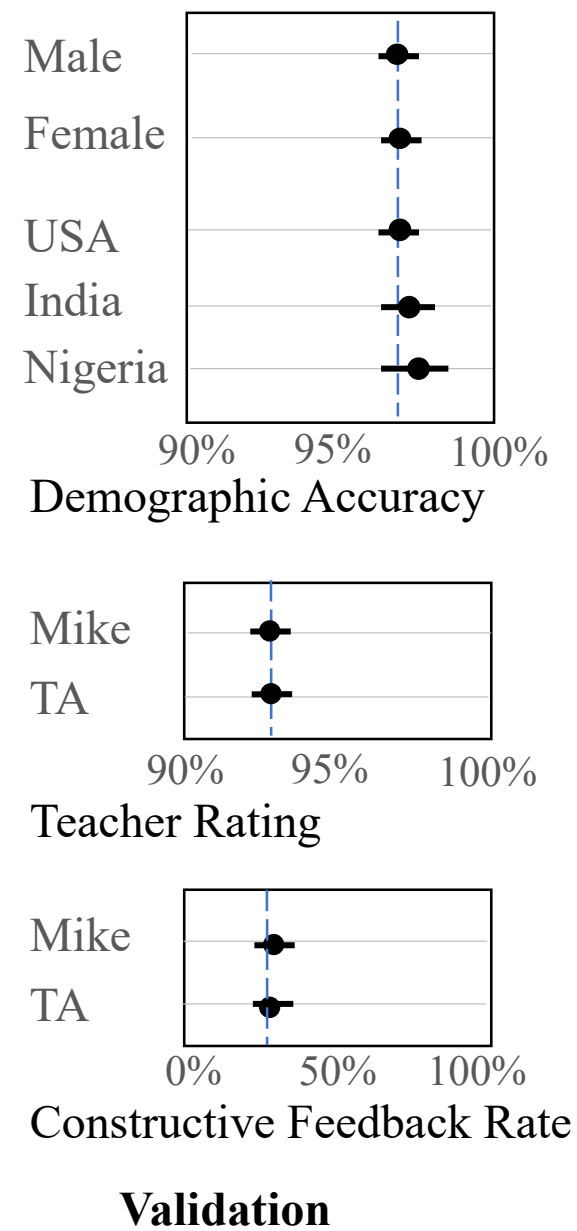
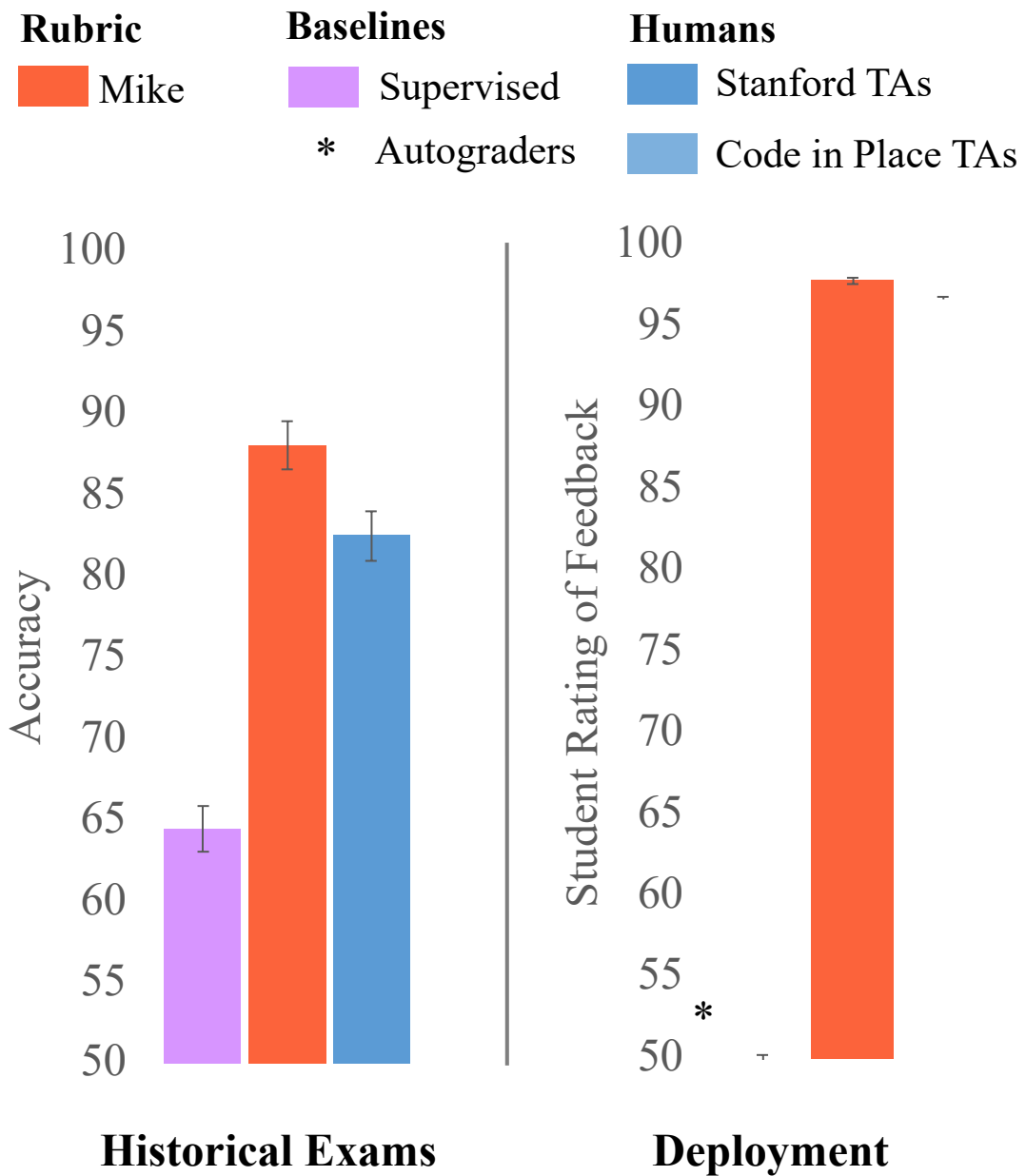
```
def main():  
    # TODO write your solution here  
    height=input("Enter your height in meters: ")  
    if height < 1.6:  
        print("Below minimum astronaut height")  
    if height > 1.9:  
        print("Above maximum astronaut height")  
    if height >= 1.6 and height <= 1.9:  
        print("Correct height to be an astronaut")  
  
if __name__ == "__main__":  
    main()
```

AI generated feedback

Students evaluate the feedback

Algorithm uses attention to highlight where in the code the error comes from

Syntax error (missing ") here would prevent auto graders from being useful.




But what about interactive, creative assignments?



1M ungraded code.org assignments.

The AI is shown a brand new student game. Does it work?



Simultaneously learn to grade and play to grade.



Majority class: 50%

Code-as-text: 67%

Play-to-grade: **94%**





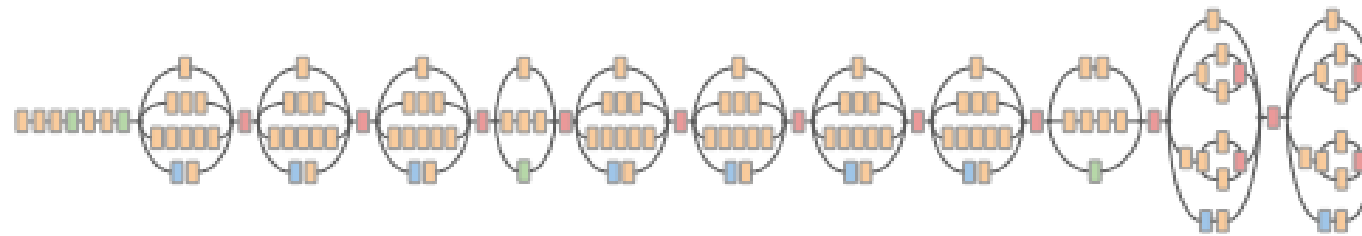
Piech

Detecting skin cancer

Skin Lesion Image



Deep Convolutional Neural Network (Inception-v3)



Training Classes (757)

- Acral-lent. melanoma
- Amelanotic melanoma
- Lentigo melanoma
- ...
- Blue nevus
- Halo nevus
- Mongolian spot
- ...
- ...
- ...

Esteva, Andre, et al. "Dermatologist-level classification of skin cancer with deep neural networks." *Nature* 542.7639 (2017): 115-118.



ChatGPT