

Natural Language Processing with Deep Learning

CS224N/Ling284



Lecture 6:
Language Models and
Recurrent Neural Networks

Abigail See

Overview

Today we will:

- Introduce a new NLP task
 - **Language Modeling**

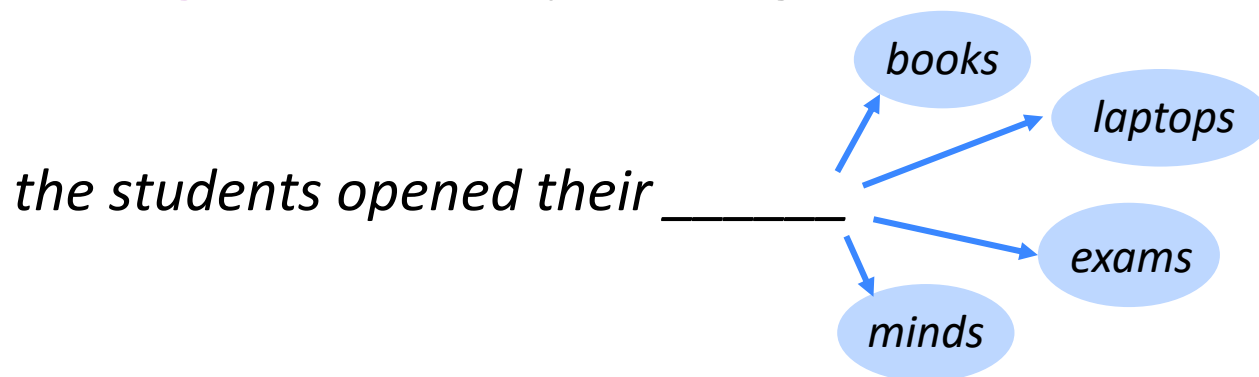


- Introduce a new family of neural networks
 - **Recurrent Neural Networks (RNNs)**

These are two of the most important ideas for the rest of the class!

Language Modeling

- **Language Modeling** is the task of predicting what word comes next.



- More formally: given a sequence of words $\mathbf{x}^{(1)}, \mathbf{x}^{(2)}, \dots, \mathbf{x}^{(t)}$, compute the probability distribution of the next word $\mathbf{x}^{(t+1)}$:

$$P(\mathbf{x}^{(t+1)} \mid \mathbf{x}^{(t)}, \dots, \mathbf{x}^{(1)})$$

where $\mathbf{x}^{(t+1)}$ can be any word in the vocabulary $V = \{\mathbf{w}_1, \dots, \mathbf{w}_{|V|}\}$

- A system that does this is called a **Language Model**.

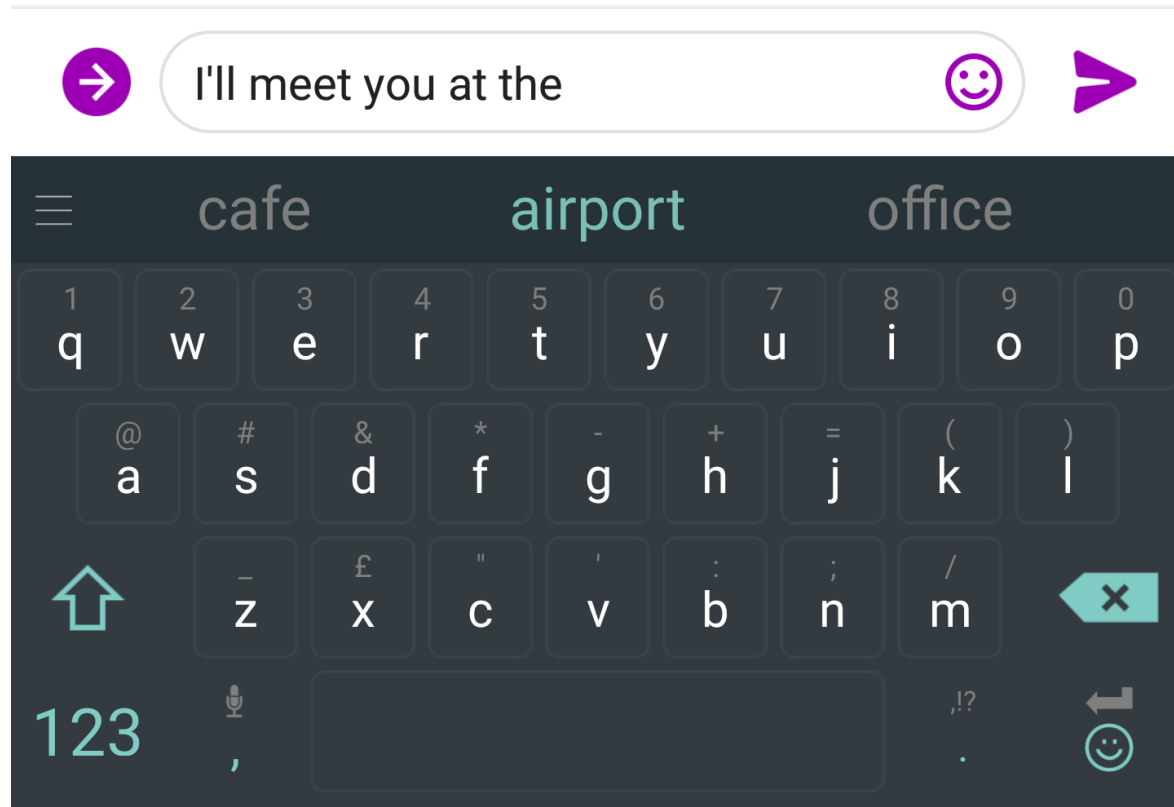
Language Modeling

- You can also think of a Language Model as a system that assigns probability to a piece of text.
- For example, if we have some text $\mathbf{x}^{(1)}, \dots, \mathbf{x}^{(T)}$, then the probability of this text (according to the Language Model) is:

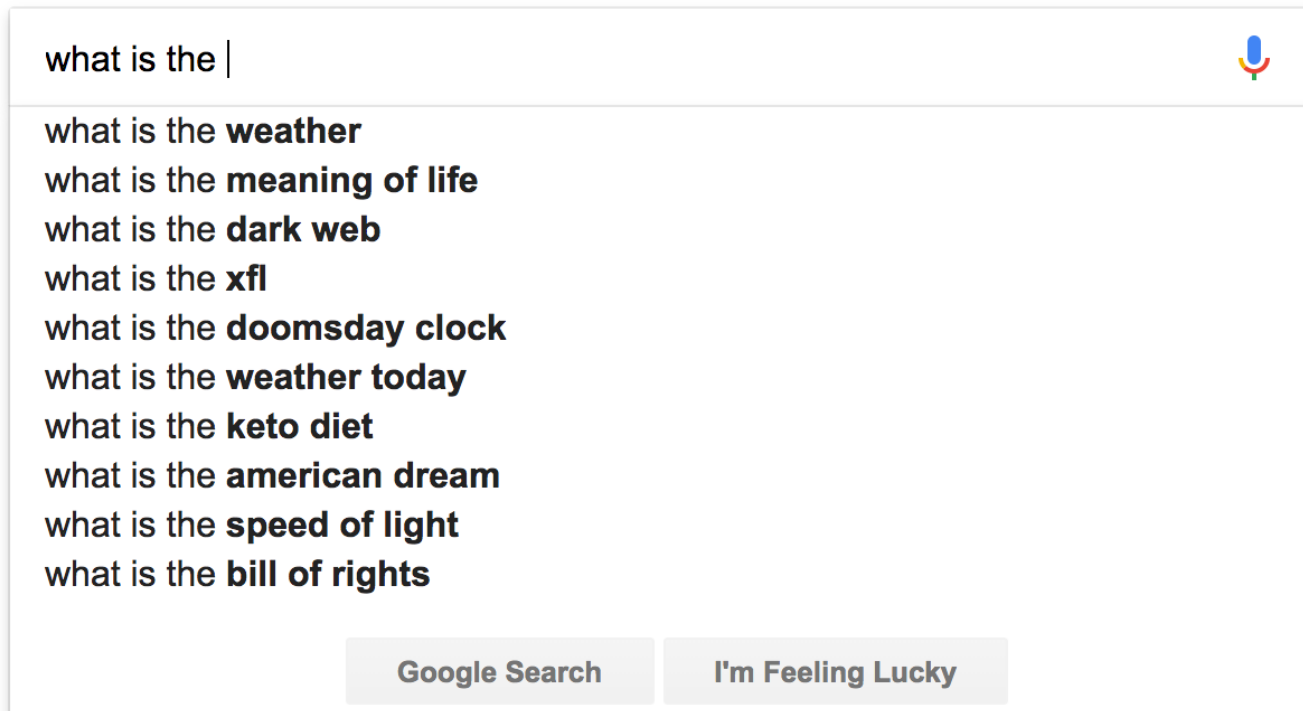
$$\begin{aligned} P(\mathbf{x}^{(1)}, \dots, \mathbf{x}^{(T)}) &= P(\mathbf{x}^{(1)}) \times P(\mathbf{x}^{(2)} | \mathbf{x}^{(1)}) \times \dots \times P(\mathbf{x}^{(T)} | \mathbf{x}^{(T-1)}, \dots, \mathbf{x}^{(1)}) \\ &= \prod_{t=1}^T P(\mathbf{x}^{(t)} | \mathbf{x}^{(t-1)}, \dots, \mathbf{x}^{(1)}) \end{aligned}$$


This is what our LM provides

You use Language Models every day!



You use Language Models every day!



n-gram Language Models

the students opened their _____

- **Question**: How to learn a Language Model?
- **Answer** (pre- Deep Learning): learn a *n*-gram Language Model!
- **Definition**: A *n*-gram is a chunk of *n* consecutive words.
 - **uni**grams: “the”, “students”, “opened”, “their”
 - **bi**grams: “the students”, “students opened”, “opened their”
 - **tri**grams: “the students opened”, “students opened their”
 - **4**-grams: “the students opened their”
- **Idea**: Collect statistics about how frequent different n-grams are, and use these to predict next word.

n-gram Language Models

- First we make a **simplifying assumption**: $\mathbf{x}^{(t+1)}$ depends only on the preceding $n-1$ words.

$$P(\mathbf{x}^{(t+1)} | \mathbf{x}^{(t)}, \dots, \mathbf{x}^{(1)}) = P(\mathbf{x}^{(t+1)} | \overbrace{\mathbf{x}^{(t)}, \dots, \mathbf{x}^{(t-n+2)}}^{n-1 \text{ words}}) \quad (\text{assumption})$$

prob of a n-gram \rightarrow

prob of a (n-1)-gram \rightarrow

$$= \frac{P(\mathbf{x}^{(t+1)}, \mathbf{x}^{(t)}, \dots, \mathbf{x}^{(t-n+2)})}{P(\mathbf{x}^{(t)}, \dots, \mathbf{x}^{(t-n+2)})} \quad (\text{definition of conditional prob})$$

- **Question:** How do we get these n -gram and $(n-1)$ -gram probabilities?
- **Answer:** By **counting** them in some large corpus of text!

$$\approx \frac{\text{count}(\mathbf{x}^{(t+1)}, \mathbf{x}^{(t)}, \dots, \mathbf{x}^{(t-n+2)})}{\text{count}(\mathbf{x}^{(t)}, \dots, \mathbf{x}^{(t-n+2)})} \quad (\text{statistical approximation})$$

n-gram Language Models: Example

Suppose we are learning a 4-gram Language Model.

~~as the proctor started the clock, the~~ *students opened their* _____
discard condition on this

$$P(\mathbf{w} | \text{students opened their}) = \frac{\text{count}(\text{students opened their } \mathbf{w})}{\text{count}(\text{students opened their})}$$

For example, suppose that in the corpus:

- “students opened their” occurred 1000 times
- “students opened their *books*” occurred 400 times
 - $\rightarrow P(\text{books} | \text{students opened their}) = 0.4$
- “students opened their *exams*” occurred 100 times
 - $\rightarrow P(\text{exams} | \text{students opened their}) = 0.1$

Should we have discarded the “proctor” context?

Sparsity Problems with n-gram Language Models

Sparsity Problem 1

Problem: What if “students opened their w ” never occurred in data? Then w has probability 0!

(Partial) Solution: Add small δ to the count for every $w \in V$. This is called *smoothing*.

$$P(w|\text{students opened their}) = \frac{\text{count}(\text{students opened their } w)}{\text{count}(\text{students opened their})}$$

Sparsity Problem 2

Problem: What if “students opened their” never occurred in data? Then we can’t calculate probability for *any* w !

(Partial) Solution: Just condition on “opened their” instead. This is called *backoff*.

Note: Increasing n makes sparsity problems *worse*. Typically we can’t have n bigger than 5.

Storage Problems with n -gram Language Models

Storage: Need to store count for all n -grams you saw in the corpus.

$$P(\mathbf{w}|\text{students opened their}) = \frac{\text{count}(\text{students opened their } \mathbf{w})}{\text{count}(\text{students opened their})}$$

Increasing n or increasing corpus increases model size!

n-gram Language Models in practice

- You can build a simple trigram Language Model over a 1.7 million word corpus (Reuters) in a few seconds on your laptop*

Business and financial news

today the _____

get probability
distribution

company	0.153
bank	0.153
price	0.077
italian	0.039
emirate	0.039
...	

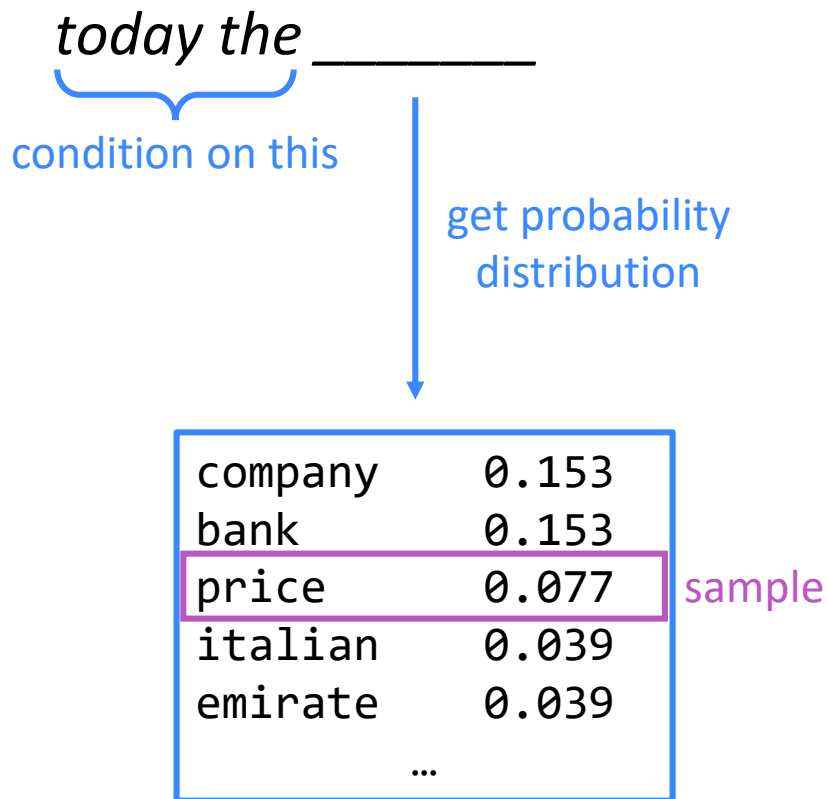
Sparsity problem:
not much granularity
in the probability
distribution

Otherwise, seems reasonable!

* Try for yourself: <https://nlpforhackers.io/language-models/>

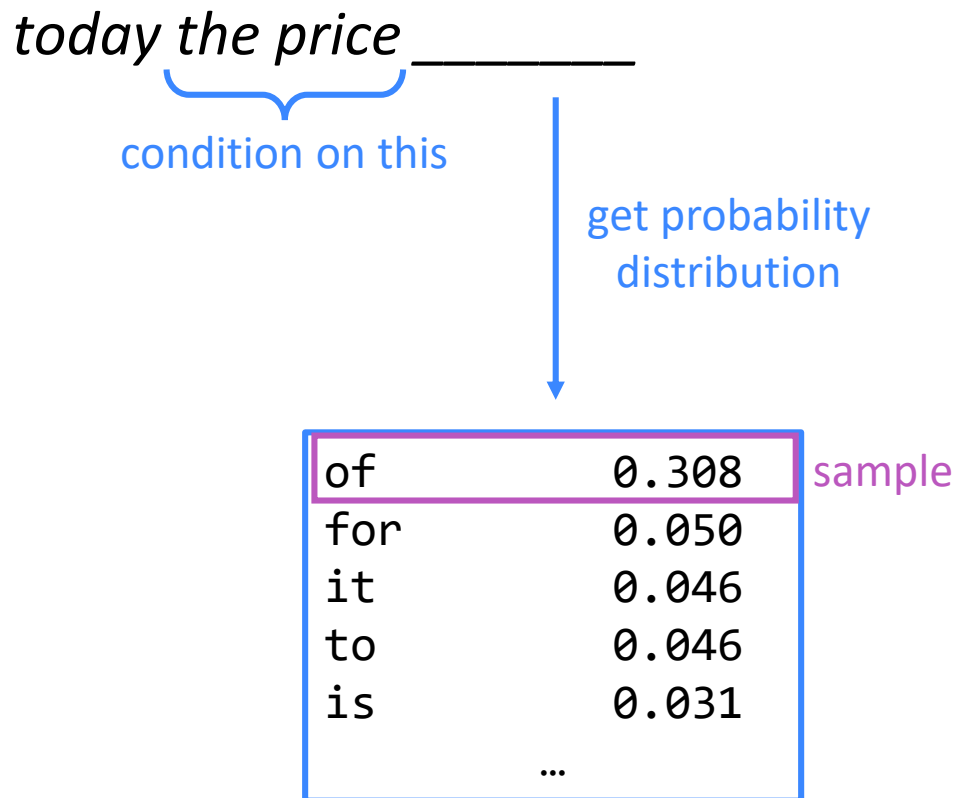
Generating text with a n-gram Language Model

- You can also use a Language Model to generate text.



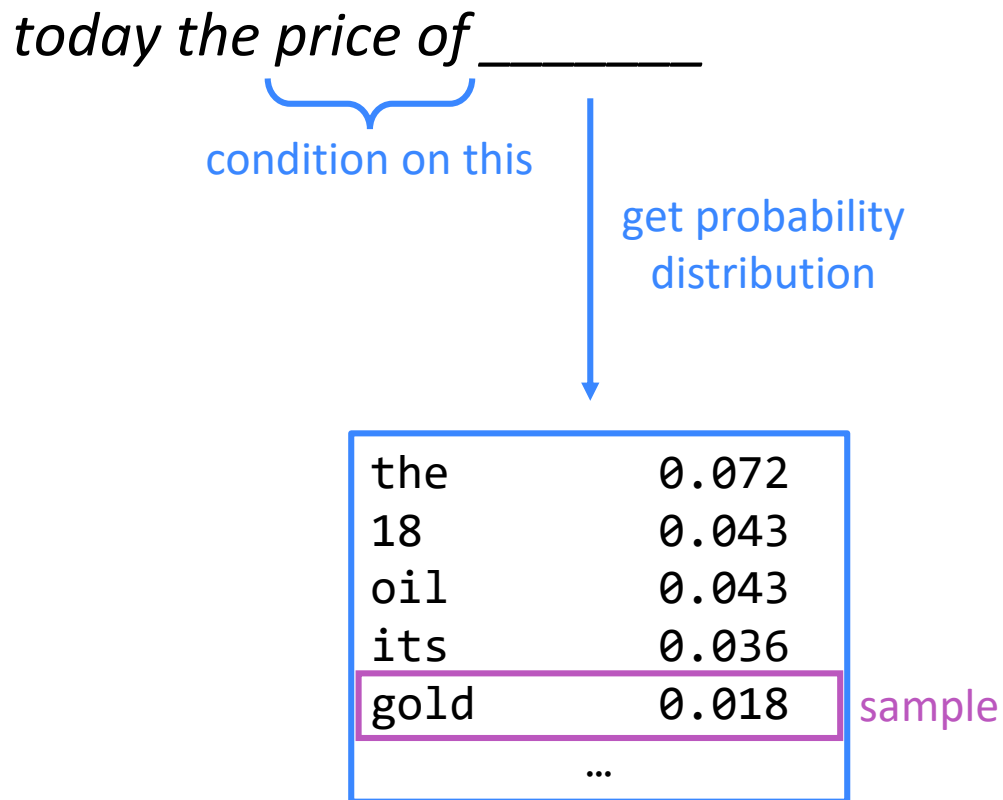
Generating text with a n-gram Language Model

- You can also use a Language Model to generate text.



Generating text with a n-gram Language Model

- You can also use a Language Model to generate text.



Generating text with a n-gram Language Model

- You can also use a Language Model to generate text.

today the price of gold _____

Generating text with a n-gram Language Model

- You can also use a Language Model to generate text.

today the price of gold per ton , while production of shoe lasts and shoe industry , the bank intervened just after it considered and rejected an imf demand to rebuild depleted european stocks , sept 30 end primary 76 cts a share .

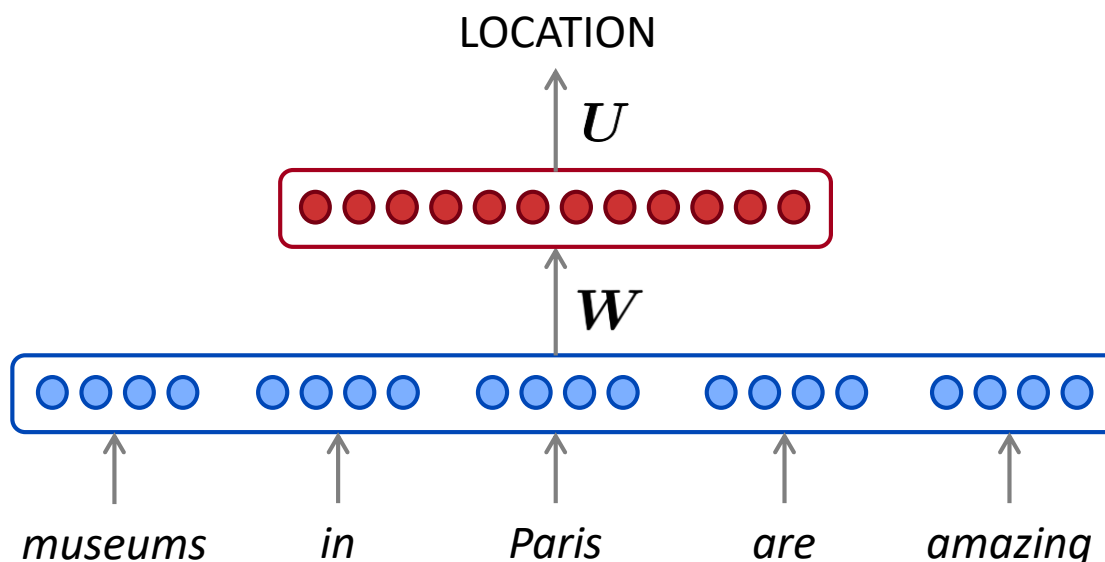
Surprisingly grammatical!

...but **incoherent**. We need to consider more than three words at a time if we want to model language well.

But increasing n worsens sparsity problem,
and increases model size...

How to build a *neural* Language Model?

- Recall the Language Modeling task:
 - Input: sequence of words $x^{(1)}, x^{(2)}, \dots, x^{(t)}$
 - Output: prob dist of the next word $P(x^{(t+1)} | x^{(t)}, \dots, x^{(1)})$
- How about a **window-based neural model**?
 - We saw this applied to Named Entity Recognition in Lecture 3:



A fixed-window neural Language Model

~~as the proctor started the clock~~

discard

the students opened their

fixed window

A fixed-window neural Language Model

output distribution

$$\hat{\mathbf{y}} = \text{softmax}(\mathbf{U}\mathbf{h} + \mathbf{b}_2) \in \mathbb{R}^{|V|}$$

hidden layer

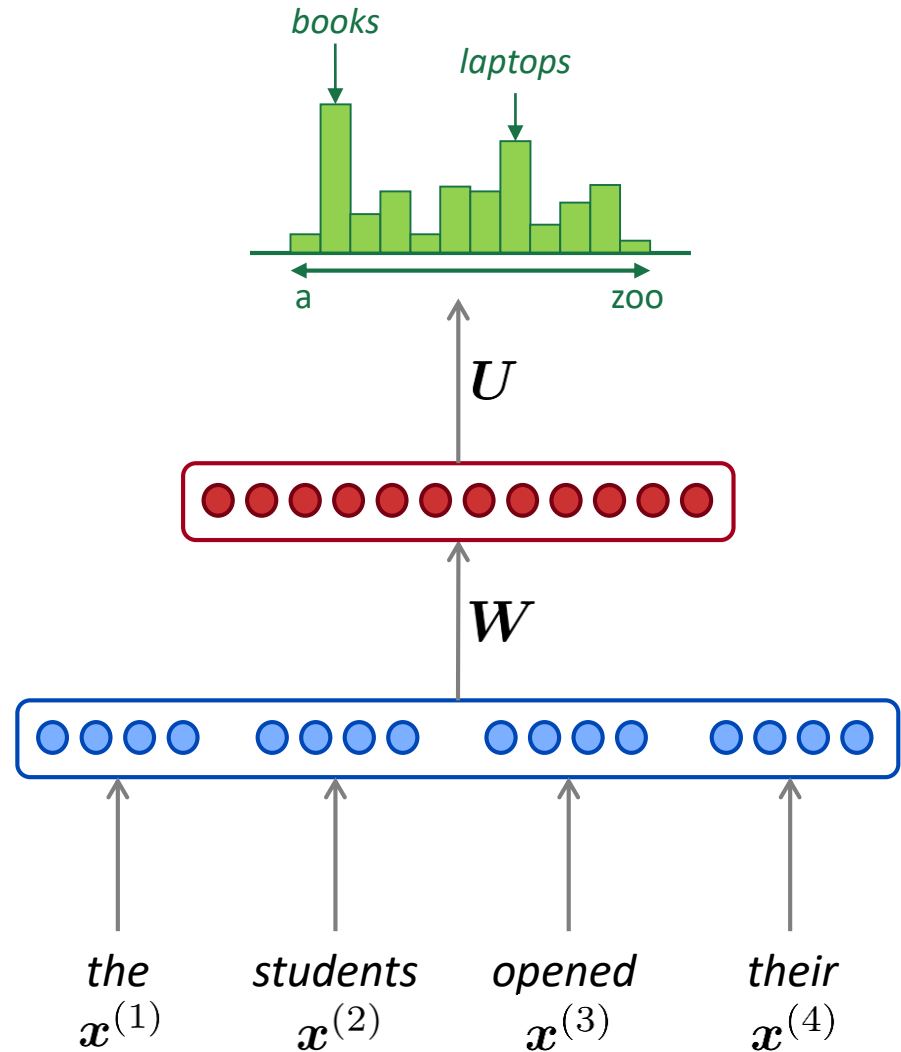
$$\mathbf{h} = f(\mathbf{W}\mathbf{e} + \mathbf{b}_1)$$

concatenated word embeddings

$$\mathbf{e} = [\mathbf{e}^{(1)}; \mathbf{e}^{(2)}; \mathbf{e}^{(3)}; \mathbf{e}^{(4)}]$$

words / one-hot vectors

$$\mathbf{x}^{(1)}, \mathbf{x}^{(2)}, \mathbf{x}^{(3)}, \mathbf{x}^{(4)}$$



A fixed-window neural Language Model

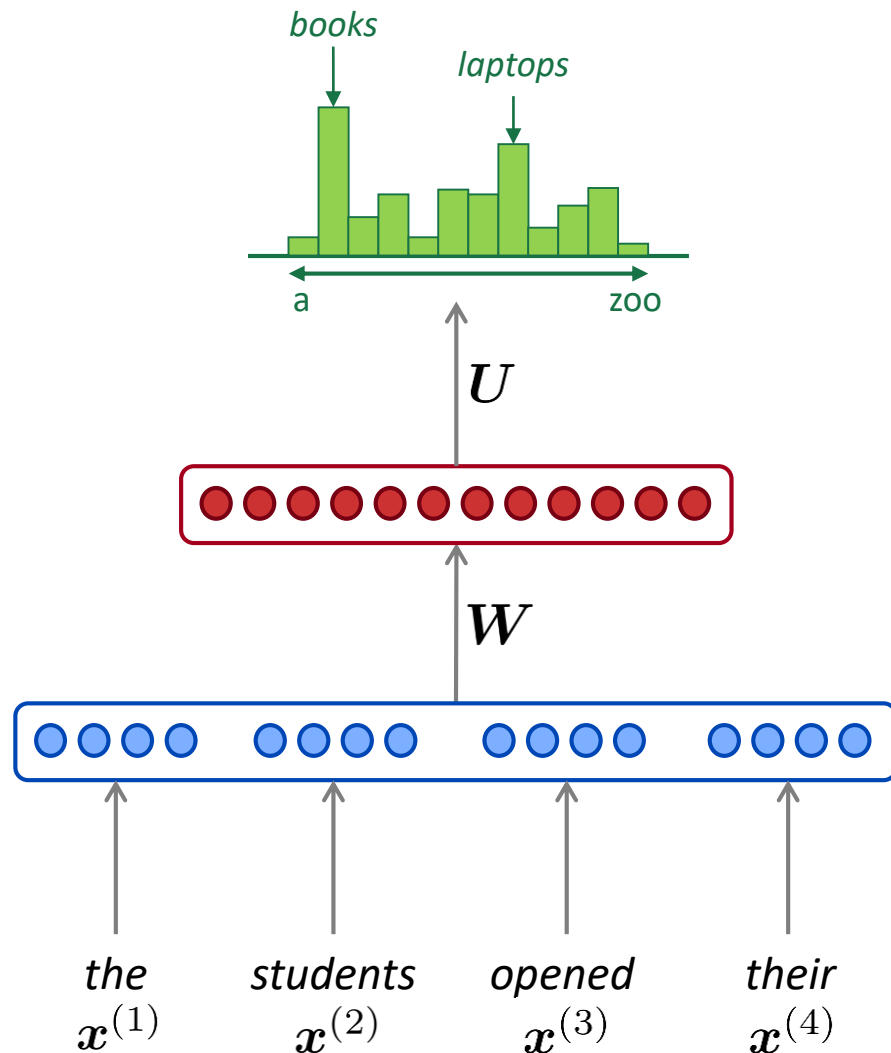
Improvements over n -gram LM:

- No sparsity problem
- Don't need to store all observed n -grams

Remaining **problems**:

- Fixed window is **too small**
- Enlarging window enlarges W
- Window can never be large enough!
- $x^{(1)}$ and $x^{(2)}$ are multiplied by completely different weights in W .
No symmetry in how the inputs are processed.

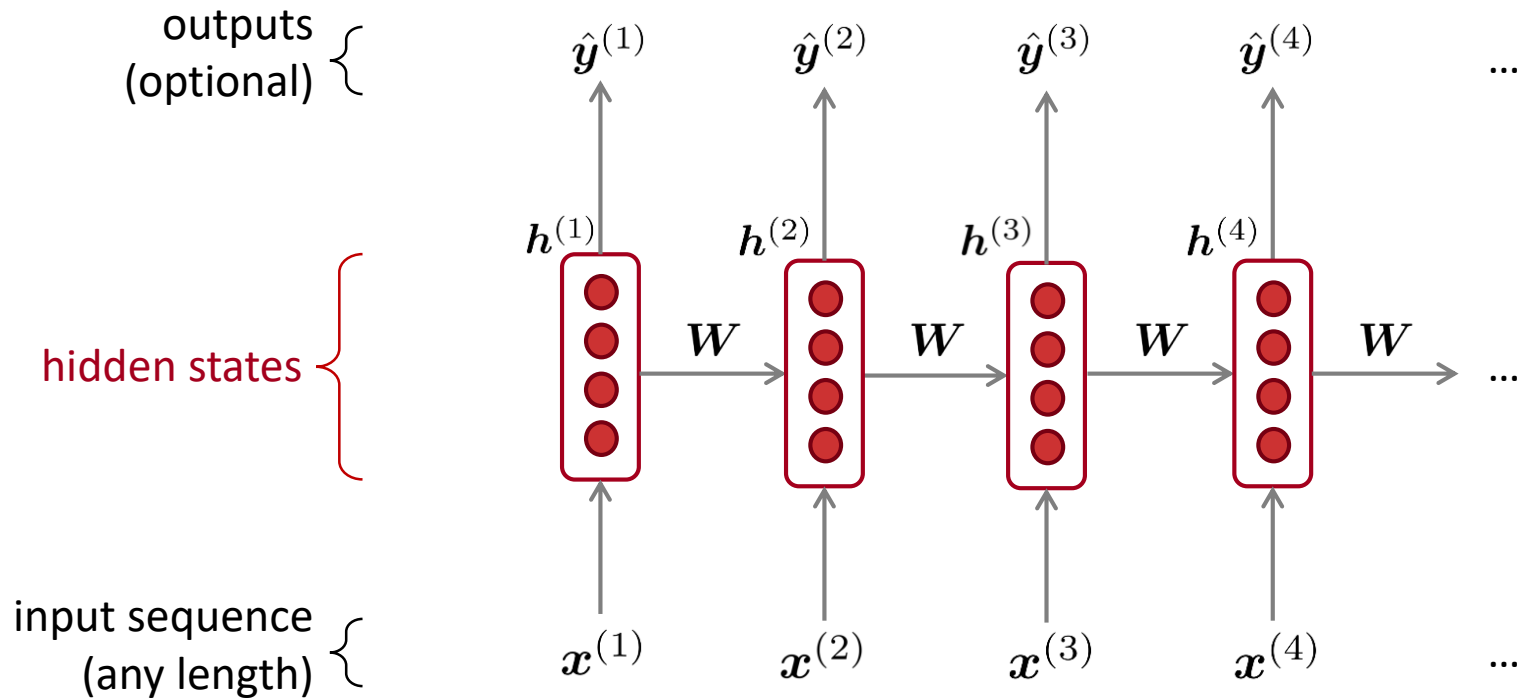
We need a neural architecture that can process *any length input*



Recurrent Neural Networks (RNN)

A family of neural architectures

Core idea: Apply the same weights W repeatedly

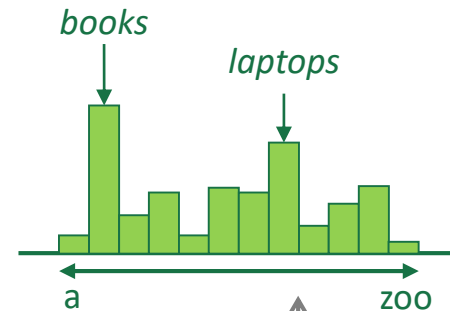


A RNN Language Model

$$\hat{y}^{(4)} = P(x^{(5)} | \text{the students opened their})$$

output distribution

$$\hat{y}^{(t)} = \text{softmax}(U\mathbf{h}^{(t)} + \mathbf{b}_2) \in \mathbb{R}^{|V|}$$



hidden states

$$\mathbf{h}^{(t)} = \sigma(\mathbf{W}_h \mathbf{h}^{(t-1)} + \mathbf{W}_e \mathbf{e}^{(t)} + \mathbf{b}_1)$$

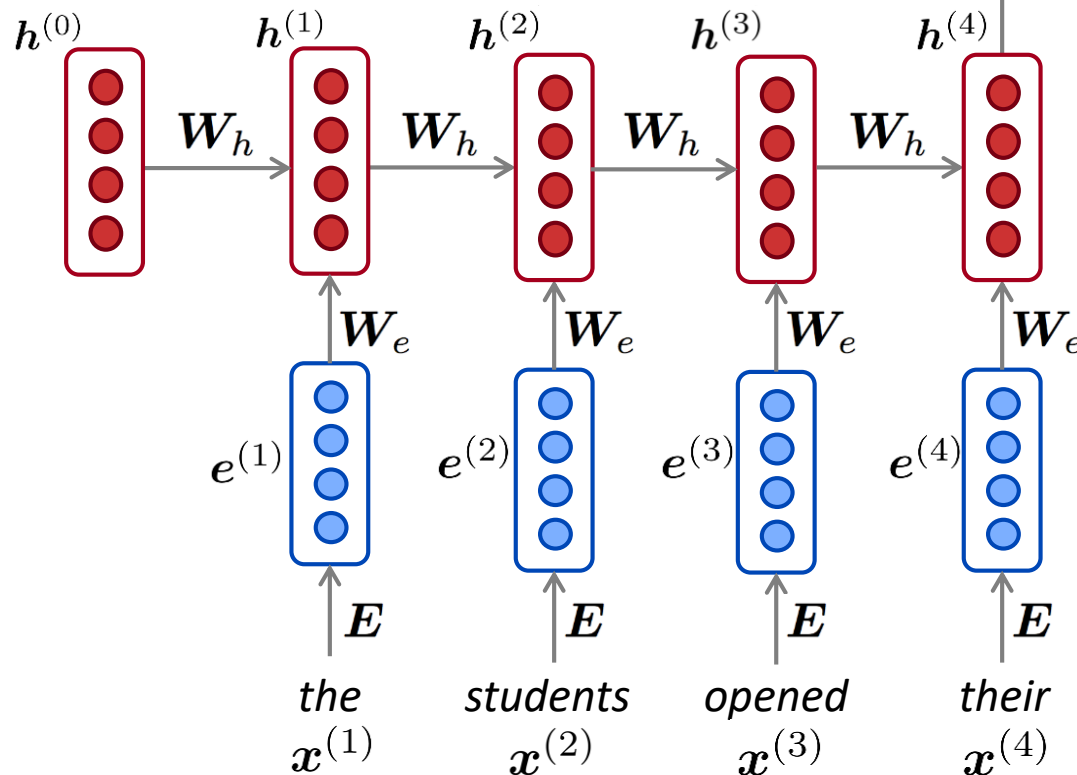
$\mathbf{h}^{(0)}$ is the initial hidden state

word embeddings

$$\mathbf{e}^{(t)} = \mathbf{E} \mathbf{x}^{(t)}$$

words / one-hot vectors

$$\mathbf{x}^{(t)} \in \mathbb{R}^{|V|}$$



Note: this input sequence could be much longer, but this slide doesn't have space!

A RNN Language Model

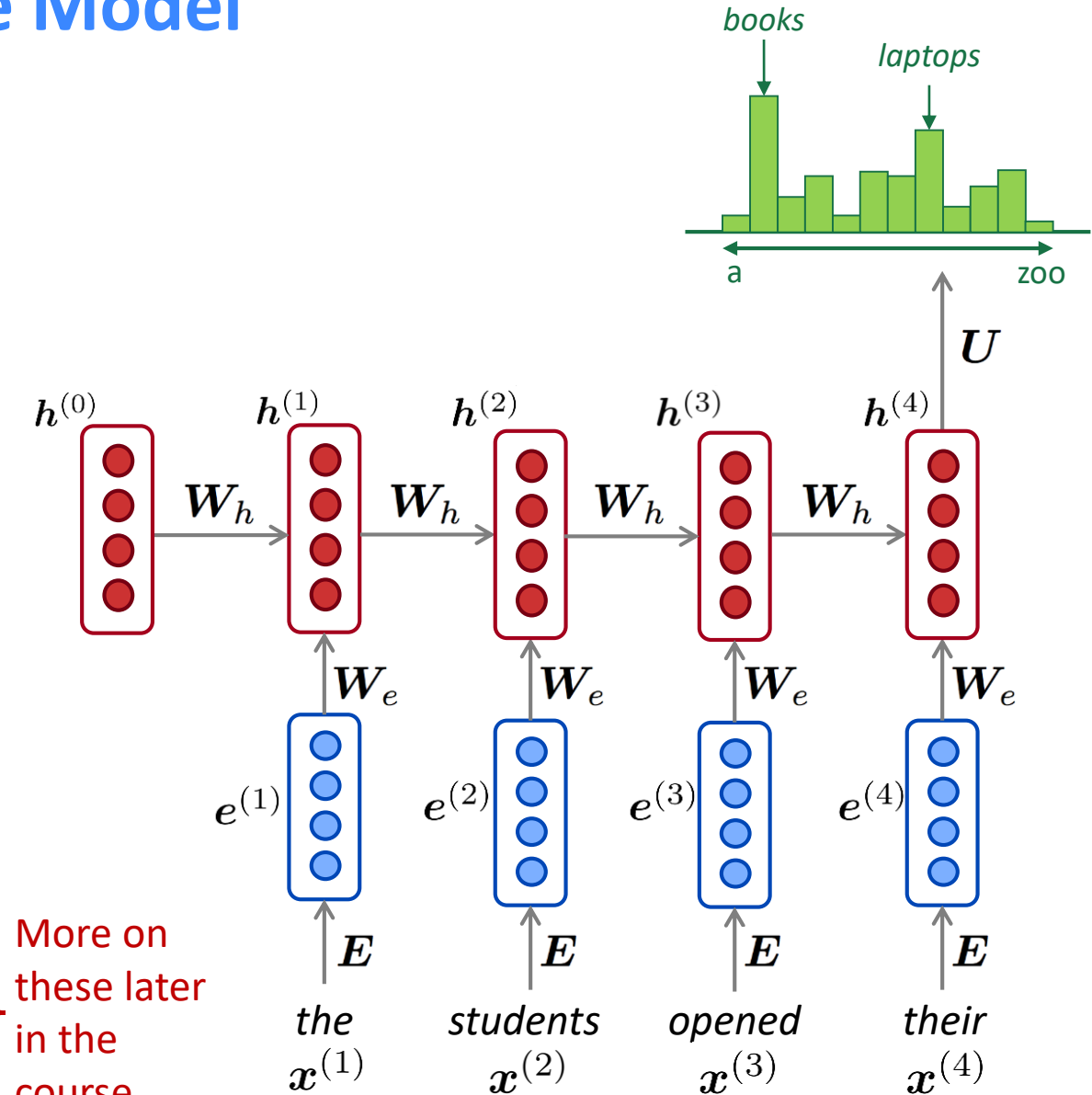
$$\hat{y}^{(4)} = P(x^{(5)} | \text{the students opened their})$$

RNN Advantages:

- Can process **any length** input
- Computation for step t can (in theory) use information from **many steps back**
- **Model size doesn't increase** for longer input
- Same weights applied on every timestep, so there is **symmetry** in how inputs are processed.

RNN Disadvantages:

- Recurrent computation is **slow**
- In practice, difficult to access information from **many steps back**



More on these later in the course

Training a RNN Language Model

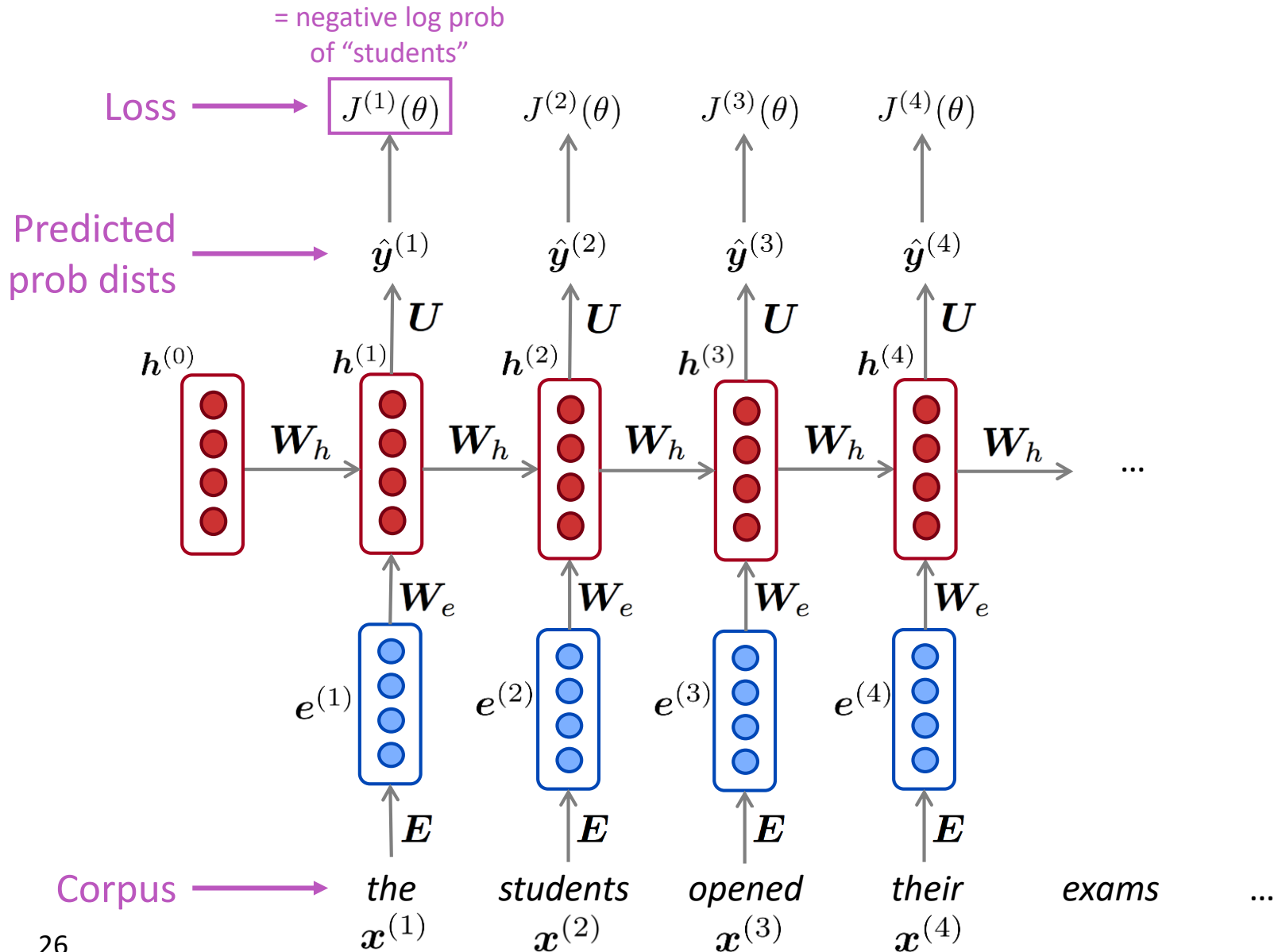
- Get a **big corpus of text** which is a sequence of words $x^{(1)}, \dots, x^{(T)}$
- Feed into RNN-LM; compute output distribution $\hat{\mathbf{y}}^{(t)}$ *for every step t* .
 - i.e. predict probability dist of *every word*, given words so far
- **Loss function** on step t is **cross-entropy** between predicted probability distribution $\hat{\mathbf{y}}^{(t)}$, and the true next word $\mathbf{y}^{(t)}$ (one-hot for $x^{(t+1)}$):

$$J^{(t)}(\theta) = CE(\mathbf{y}^{(t)}, \hat{\mathbf{y}}^{(t)}) = - \sum_{w \in V} \mathbf{y}_w^{(t)} \log \hat{\mathbf{y}}_w^{(t)} = - \log \hat{\mathbf{y}}_{\mathbf{x}_{t+1}}^{(t)}$$

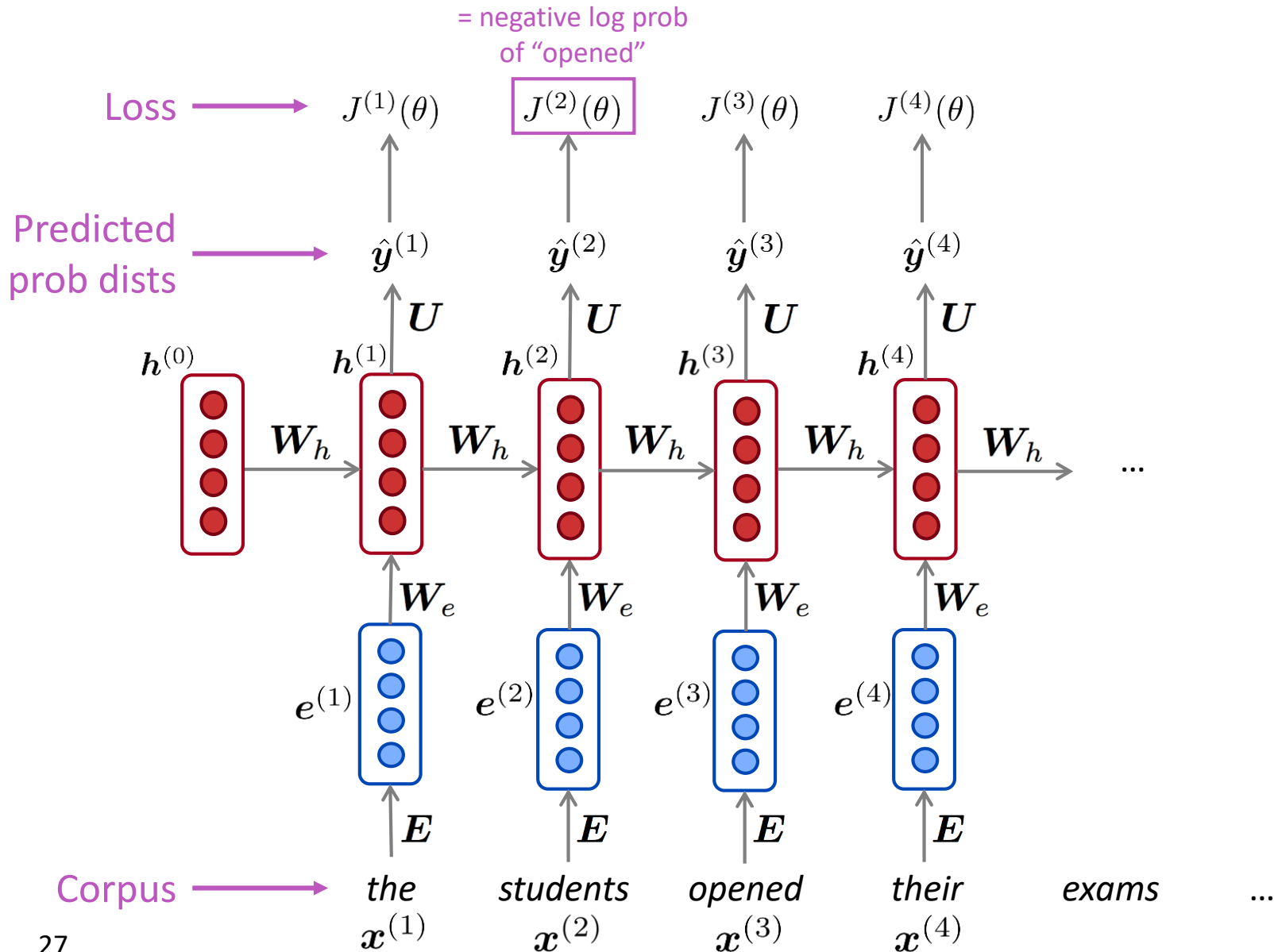
- Average this to get **overall loss** for entire training set:

$$J(\theta) = \frac{1}{T} \sum_{t=1}^T J^{(t)}(\theta) = \frac{1}{T} \sum_{t=1}^T - \log \hat{\mathbf{y}}_{\mathbf{x}_{t+1}}^{(t)}$$

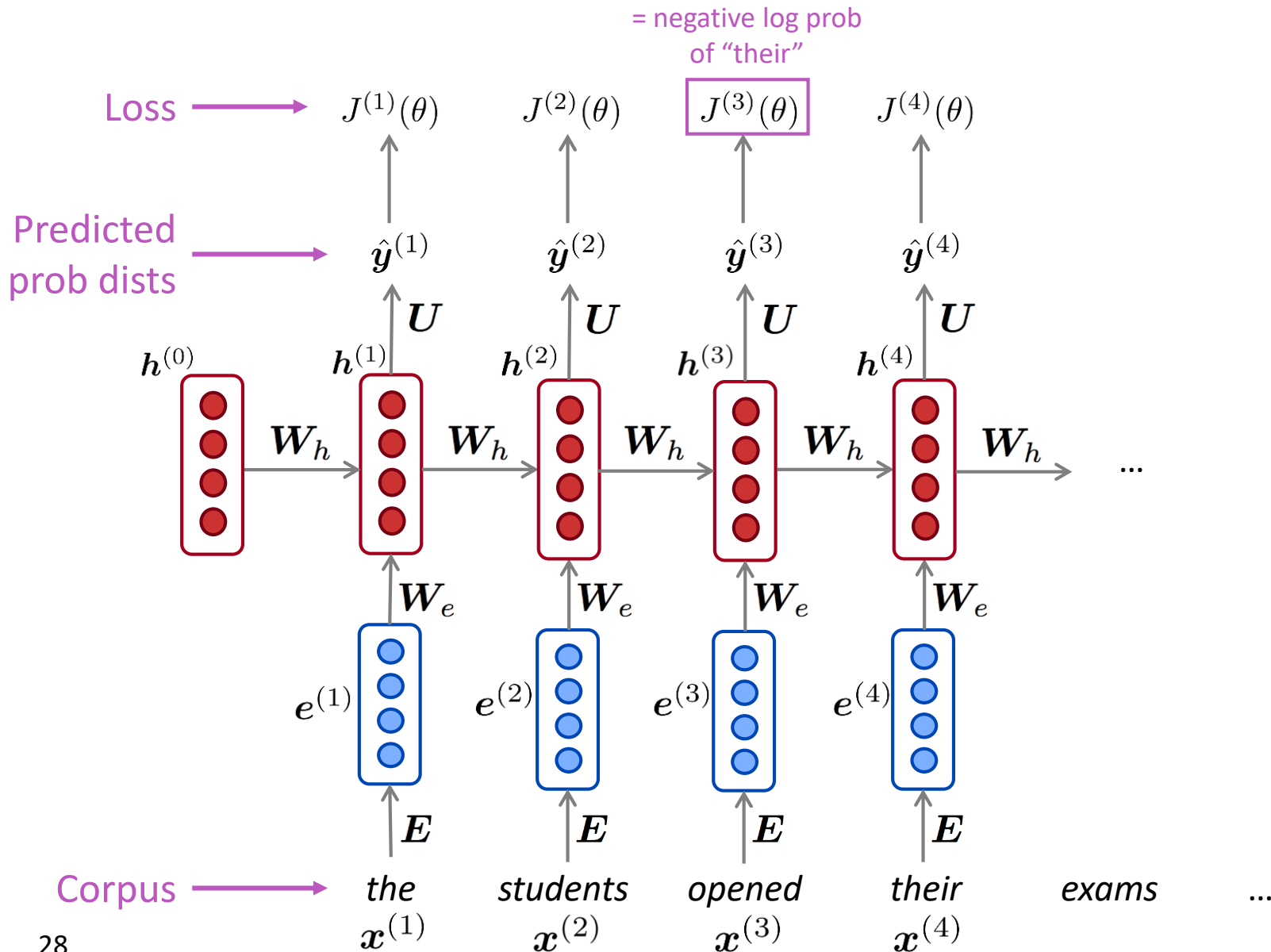
Training a RNN Language Model



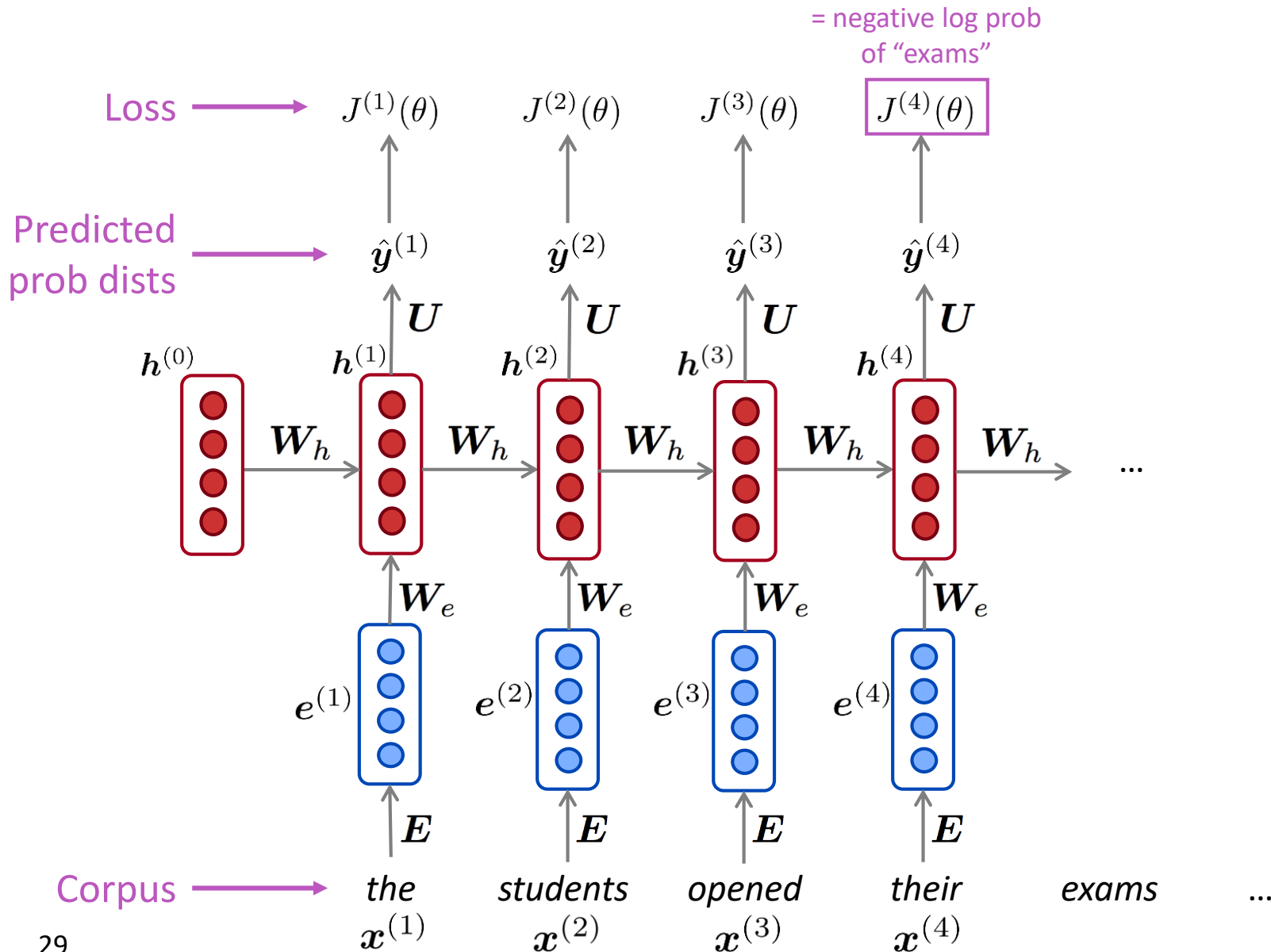
Training a RNN Language Model



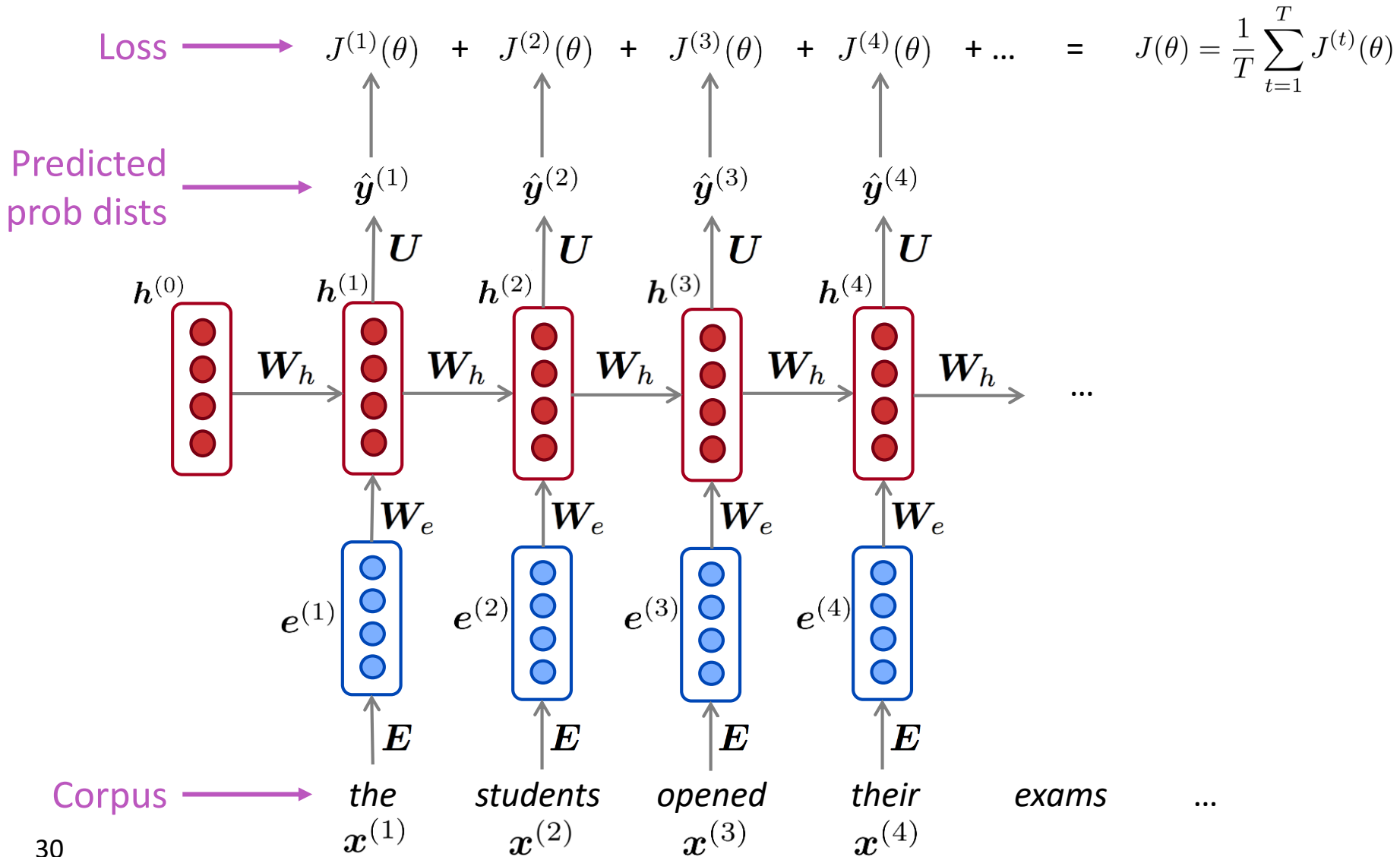
Training a RNN Language Model



Training a RNN Language Model



Training a RNN Language Model



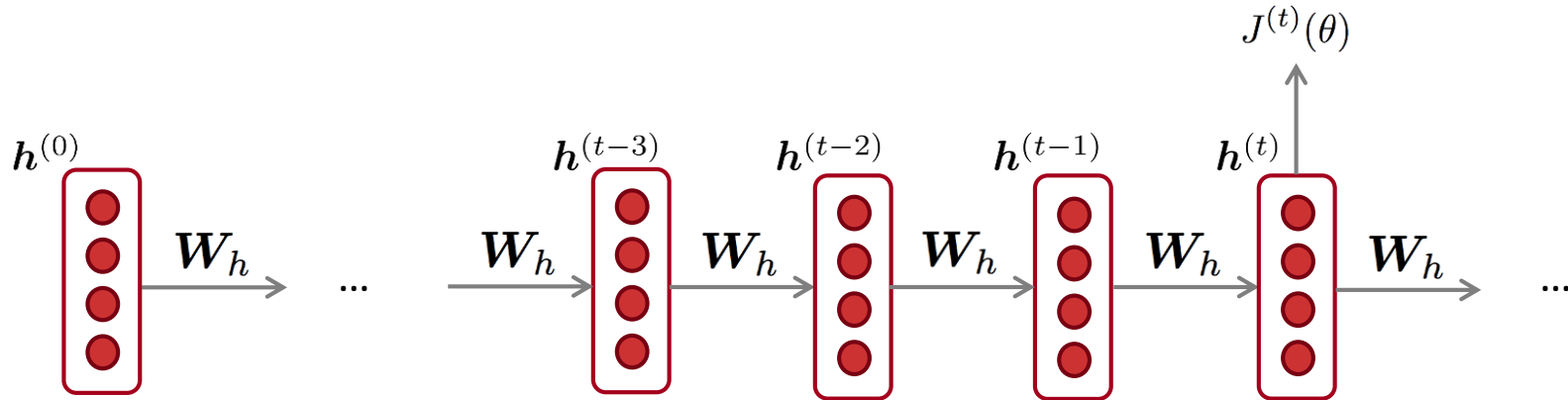
Training a RNN Language Model

- However: Computing loss and gradients across **entire corpus** $\mathbf{x}^{(1)}, \dots, \mathbf{x}^{(T)}$ is **too expensive!**

$$J(\theta) = \frac{1}{T} \sum_{t=1}^T J^{(t)}(\theta)$$

- In practice, consider $\mathbf{x}^{(1)}, \dots, \mathbf{x}^{(T)}$ as a **sentence** (or a **document**)
- Recall: **Stochastic Gradient Descent** allows us to compute loss and gradients for small chunk of data, and update.
- Compute loss $J(\theta)$ for a sentence (actually a batch of sentences), compute gradients and update weights. Repeat.

Backpropagation for RNNs



Question: What's the derivative of $J^{(t)}(\theta)$ w.r.t. the **repeated** weight matrix W_h ?

Answer:
$$\frac{\partial J^{(t)}}{\partial W_h} = \sum_{i=1}^t \frac{\partial J^{(t)}}{\partial W_h} \Big|_{(i)}$$

“The gradient w.r.t. a repeated weight is the sum of the gradient w.r.t. each time it appears”

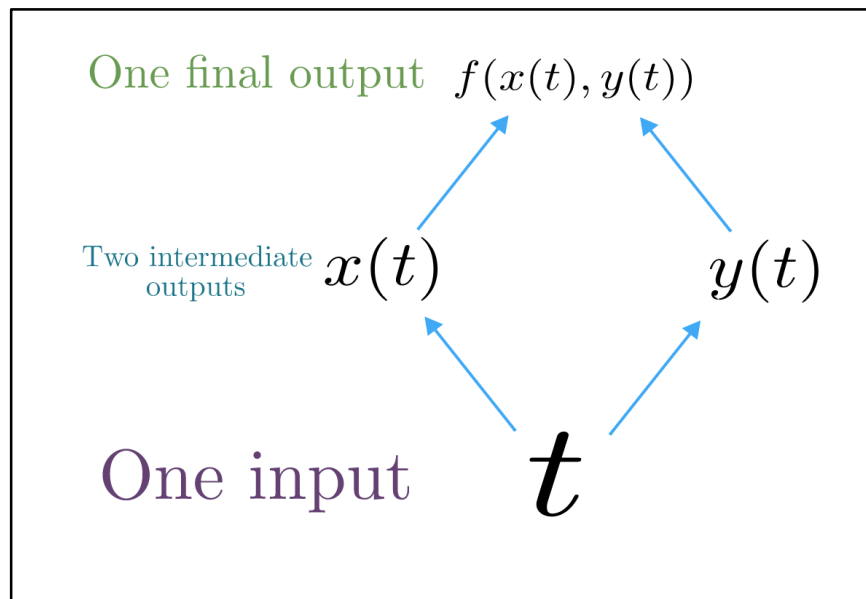
Why?

Multivariable Chain Rule

- Given a multivariable function $f(x, y)$, and two single variable functions $x(t)$ and $y(t)$, here's what the multivariable chain rule says:

$$\underbrace{\frac{d}{dt} f(x(t), y(t))}_{\text{Derivative of composition function}} = \frac{\partial f}{\partial x} \frac{dx}{dt} + \frac{\partial f}{\partial y} \frac{dy}{dt}$$

Derivative of composition function



Source:

<https://www.khanacademy.org/math/multivariable-calculus/multivariable-derivatives/differentiating-vector-valued-functions/a/multivariable-chain-rule-simple-version>

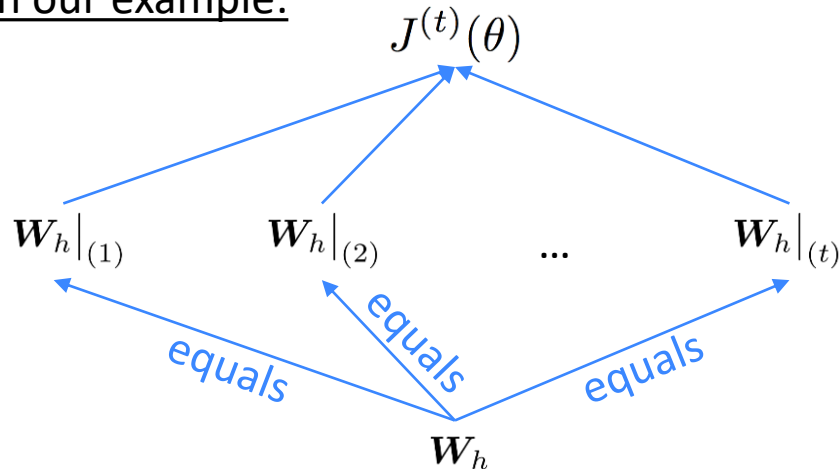
Backpropagation for RNNs: Proof sketch

- Given a multivariable function $f(x, y)$, and two single variable functions $x(t)$ and $y(t)$, here's what the multivariable chain rule says:

$$\underbrace{\frac{d}{dt} f(x(t), y(t))}_{\text{Derivative of composition function}} = \frac{\partial f}{\partial x} \frac{dx}{dt} + \frac{\partial f}{\partial y} \frac{dy}{dt}$$

Derivative of composition function

In our example:



Apply the multivariable chain rule:

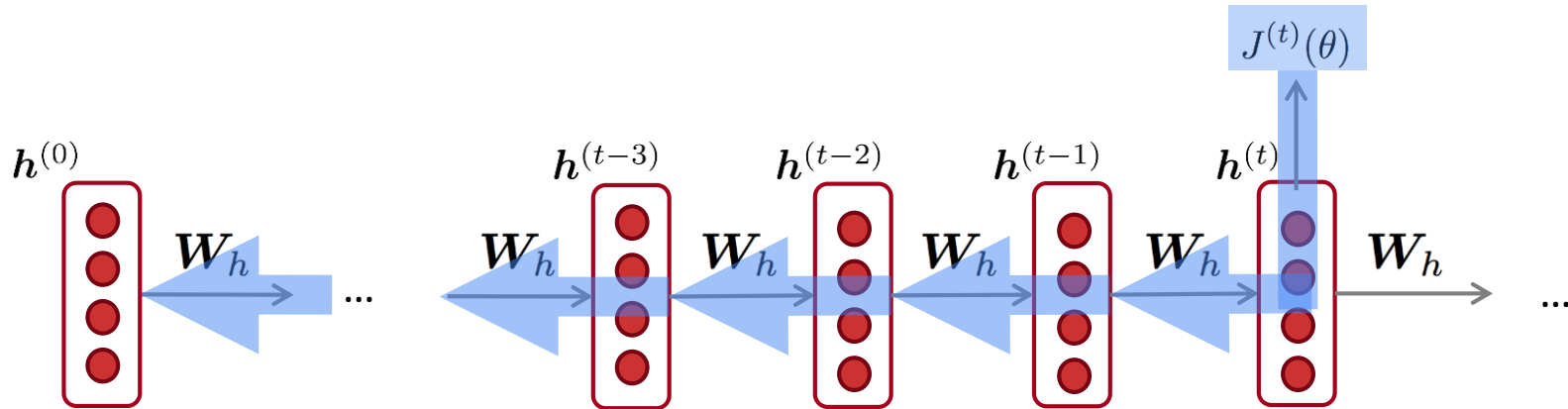
$$\begin{aligned} \frac{\partial J^{(t)}}{\partial \mathbf{W}_h} &= \sum_{i=1}^t \frac{\partial J^{(t)}}{\partial \mathbf{W}_h} \Big|_{(i)} \frac{\partial \mathbf{W}_h \Big|_{(i)}}{\partial \mathbf{W}_h} \\ &= \sum_{i=1}^t \frac{\partial J^{(t)}}{\partial \mathbf{W}_h} \Big|_{(i)} \end{aligned}$$

= 1

Source:

<https://www.khanacademy.org/math/multivariable-calculus/multivariable-derivatives/differentiating-vector-valued-functions/a/multivariable-chain-rule-simple-version>

Backpropagation for RNNs



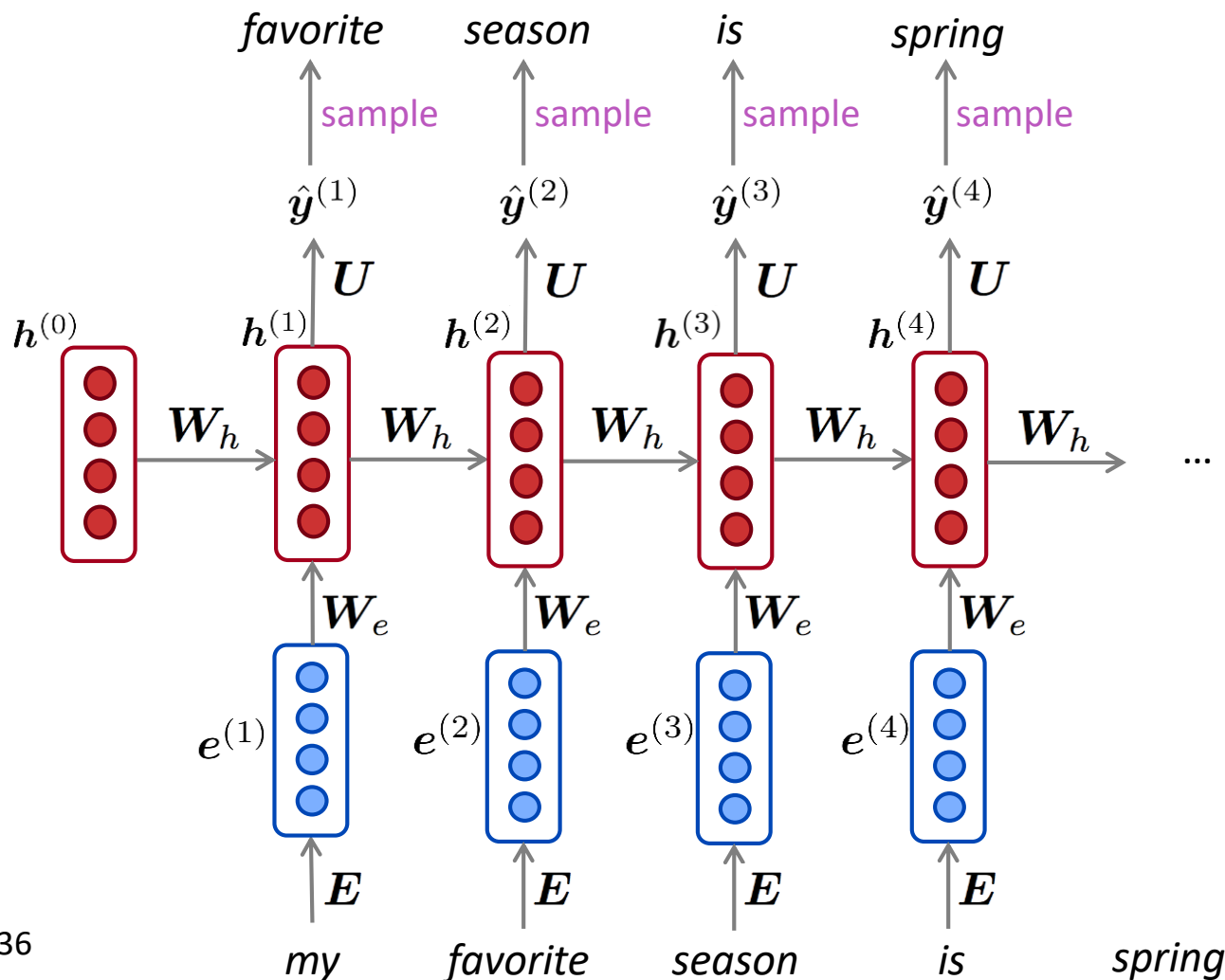
$$\frac{\partial J^{(t)}}{\partial \mathbf{W}_h} = \sum_{i=1}^t \frac{\partial J^{(t)}}{\partial \mathbf{W}_h} \Big|_{(i)}$$

Question: How do we calculate this?

Answer: Backpropagate over timesteps $i=t, \dots, 0$, summing gradients as you go. This algorithm is called “backpropagation through time”

Generating text with a RNN Language Model

Just like a n-gram Language Model, you can use a RNN Language Model to **generate text** by **repeated sampling**. Sampled output is next step's input.



Generating text with a RNN Language Model

- Let's have some fun!
- You can train a RNN-LM on any kind of text, then generate text in that style.
- RNN-LM trained on **Obama speeches**:



The United States will step up to the cost of a new challenges of the American people that will share the fact that we created the problem. They were attacked and so that they have to say that all the task of the final days of war that I will not be able to get this done.

Source: <https://medium.com/@samim/obama-rnn-machine-generated-political-speeches-c8abd18a2ea0>

Generating text with a RNN Language Model

- Let's have some fun!
- You can train a RNN-LM on any kind of text, then generate text in that style.
- RNN-LM trained on *Harry Potter*:



“Sorry,” Harry shouted, panicking—“I’ll leave those brooms in London, are they?”

“No idea,” said Nearly Headless Nick, casting low close by Cedric, carrying the last bit of treacle Charms, from Harry’s shoulder, and to answer him the common room perched upon it, four arms held a shining knob from when the spider hadn’t felt it seemed. He reached the teams too.

Source: <https://medium.com/deep-writing/harry-potter-written-by-artificial-intelligence-8a9431803da6>

Generating text with a RNN Language Model

- Let's have some fun!
- You can train a RNN-LM on any kind of text, then generate text in that style.
- RNN-LM trained on **recipes**:



Title: CHOCOLATE RANCH BARBECUE
Categories: Game, Casseroles, Cookies, Cookies
Yield: 6 Servings

2 tb Parmesan cheese -- chopped
1 c Coconut milk
3 Eggs, beaten























Place each pasta over layers of lumps. Shape mixture into the moderate oven and simmer until firm. Serve hot in bodied fresh, mustard, orange and cheese.

Combine the cheese and salt together the dough in a large skillet; add the ingredients and stir in the chocolate and pepper.

Source: <https://gist.github.com/nylki/1efbaa36635956d35bcc>

Generating text with a RNN Language Model

- Let's have some fun!
- You can train a RNN-LM on any kind of text, then generate text in that style.
- RNN-LM trained on **paint color names**:

	Ghasty Pink 231 137 165		Sand Dan 201 172 143
	Power Gray 151 124 112		Grade Bat 48 94 83
	Navel Tan 199 173 140		Light Of Blast 175 150 147
	Bock Coe White 221 215 236		Grass Bat 176 99 108
	Horble Gray 178 181 196		Sindis Poop 204 205 194
	Homestar Brown 133 104 85		Dope 219 209 179
	Snader Brown 144 106 74		Testing 156 101 106
	Golder Craam 237 217 177		Stoner Blue 152 165 159
	Hurky White 232 223 215		Burple Simp 226 181 132
	Burf Pink 223 173 179		Stanky Bean 197 162 171
	Rose Hork 230 215 198		Turdly 190 164 116

This is an example of a **character-level RNN-LM** (predicts what **character** comes next)

Evaluating Language Models

- The standard **evaluation metric** for Language Models is **perplexity**.

$$\text{perplexity} = \prod_{t=1}^T \left(\frac{1}{P_{\text{LM}}(\mathbf{x}^{(t+1)} | \mathbf{x}^{(t)}, \dots, \mathbf{x}^{(1)})} \right)^{1/T}$$

Normalized by number of words

Inverse probability of corpus, according to Language Model

- This is equal to the exponential of the cross-entropy loss $J(\theta)$:

$$= \prod_{t=1}^T \left(\frac{1}{\hat{y}_{\mathbf{x}_{t+1}}^{(t)}} \right)^{1/T} = \exp \left(\frac{1}{T} \sum_{t=1}^T -\log \hat{y}_{\mathbf{x}_{t+1}}^{(t)} \right) = \exp(J(\theta))$$

Lower perplexity is better!

RNNs have greatly improved perplexity

Model	Perplexity
Interpolated Kneser-Ney 5-gram (Chelba et al., 2013)	67.6
RNN-1024 + MaxEnt 9-gram (Chelba et al., 2013)	51.3
RNN-2048 + BlackOut sampling (Ji et al., 2015)	68.3
Sparse Non-negative Matrix factorization (Shazeer et al., 2015)	52.9
LSTM-2048 (Jozefowicz et al., 2016)	43.7
2-layer LSTM-8192 (Jozefowicz et al., 2016)	30
Ours small (LSTM-2048)	43.9
Ours large (2-layer LSTM-2048)	39.8

n-gram model →

Increasingly complex RNNs ↓

Perplexity improves (lower is better)

Source: <https://research.fb.com/building-an-efficient-neural-language-model-over-a-billion-words/>

Why should we care about Language Modeling?

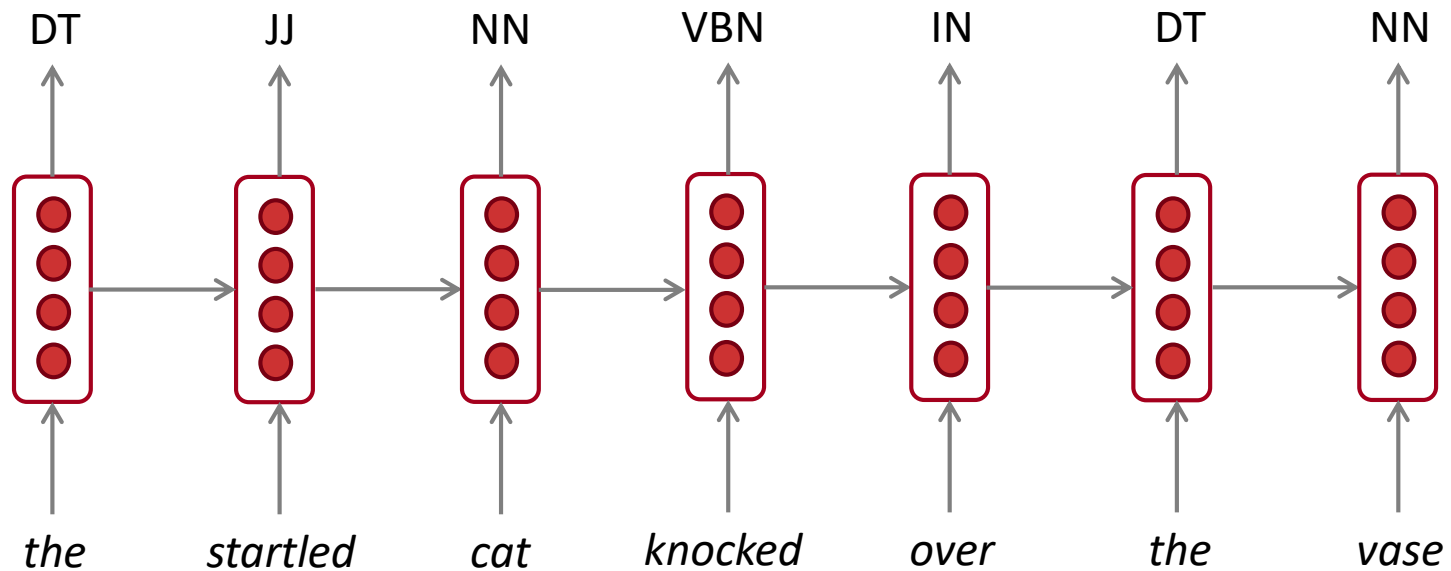
- Language Modeling is a **benchmark task** that helps us **measure our progress** on understanding language
- Language Modeling is a **subcomponent** of many NLP tasks, especially those involving **generating text** or **estimating the probability of text**:
 - Predictive typing
 - Speech recognition
 - Handwriting recognition
 - Spelling/grammar correction
 - Authorship identification
 - Machine translation
 - Summarization
 - Dialogue
 - etc.

Recap

- Language Model: A system that predicts the next word
- Recurrent Neural Network: A family of neural networks that:
 - Take sequential input of any length
 - Apply the same weights on each step
 - Can optionally produce output on each step
- Recurrent Neural Network \neq Language Model
- We've shown that RNNs are a great way to build a LM.
- But RNNs are useful for much more!

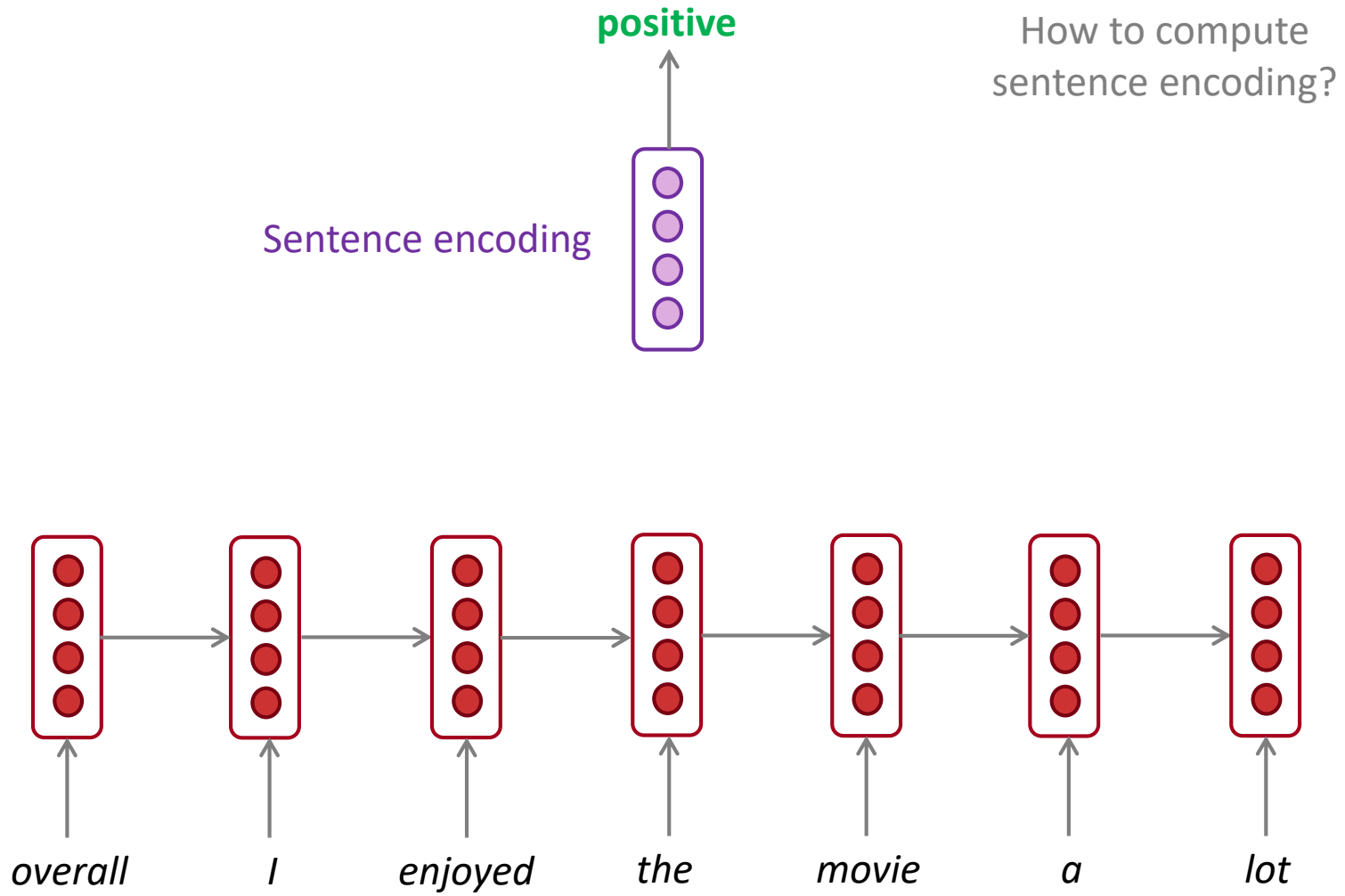
RNNs can be used for tagging

e.g. [part-of-speech tagging](#), named entity recognition



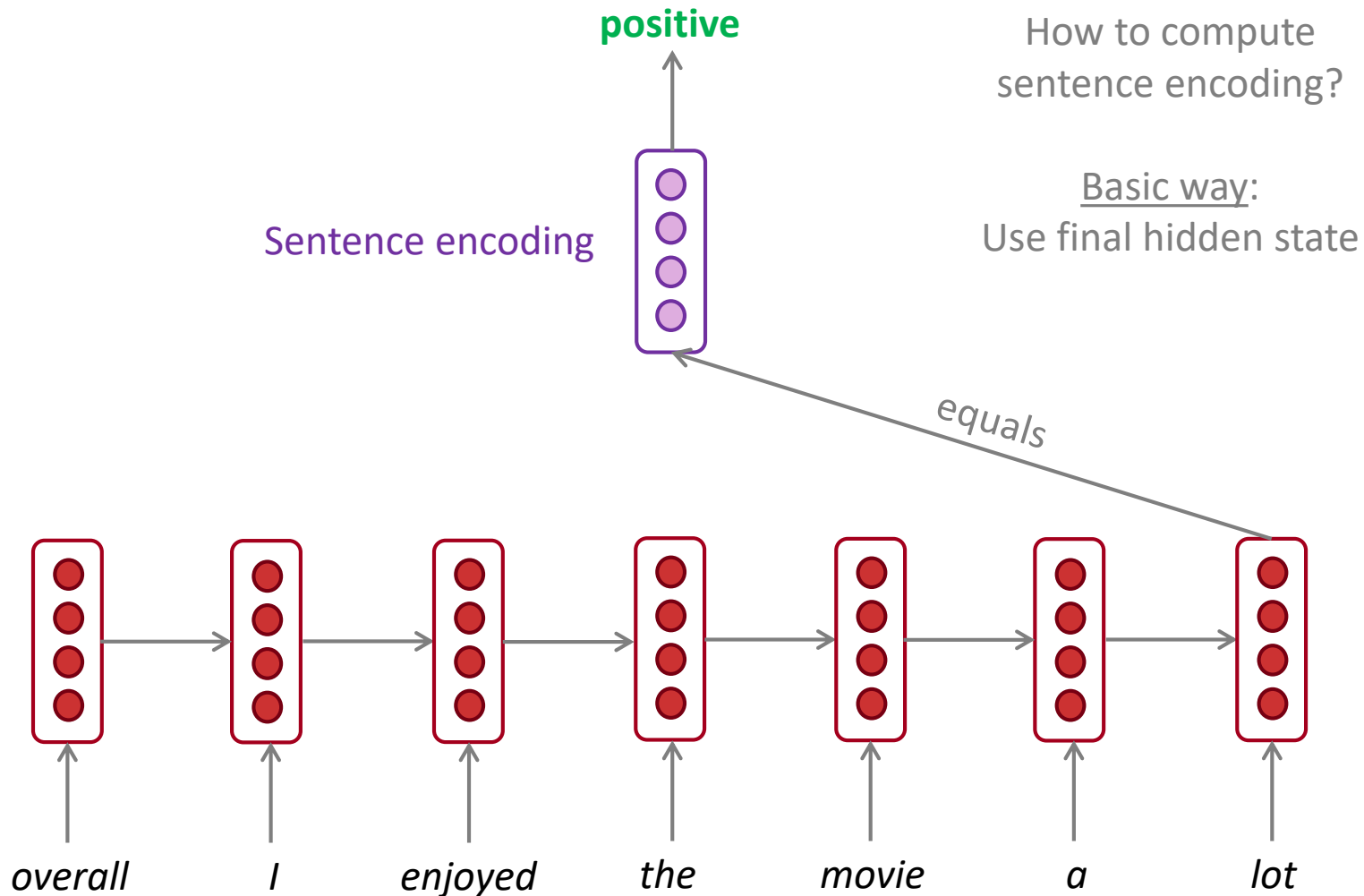
RNNs can be used for sentence classification

e.g. sentiment classification



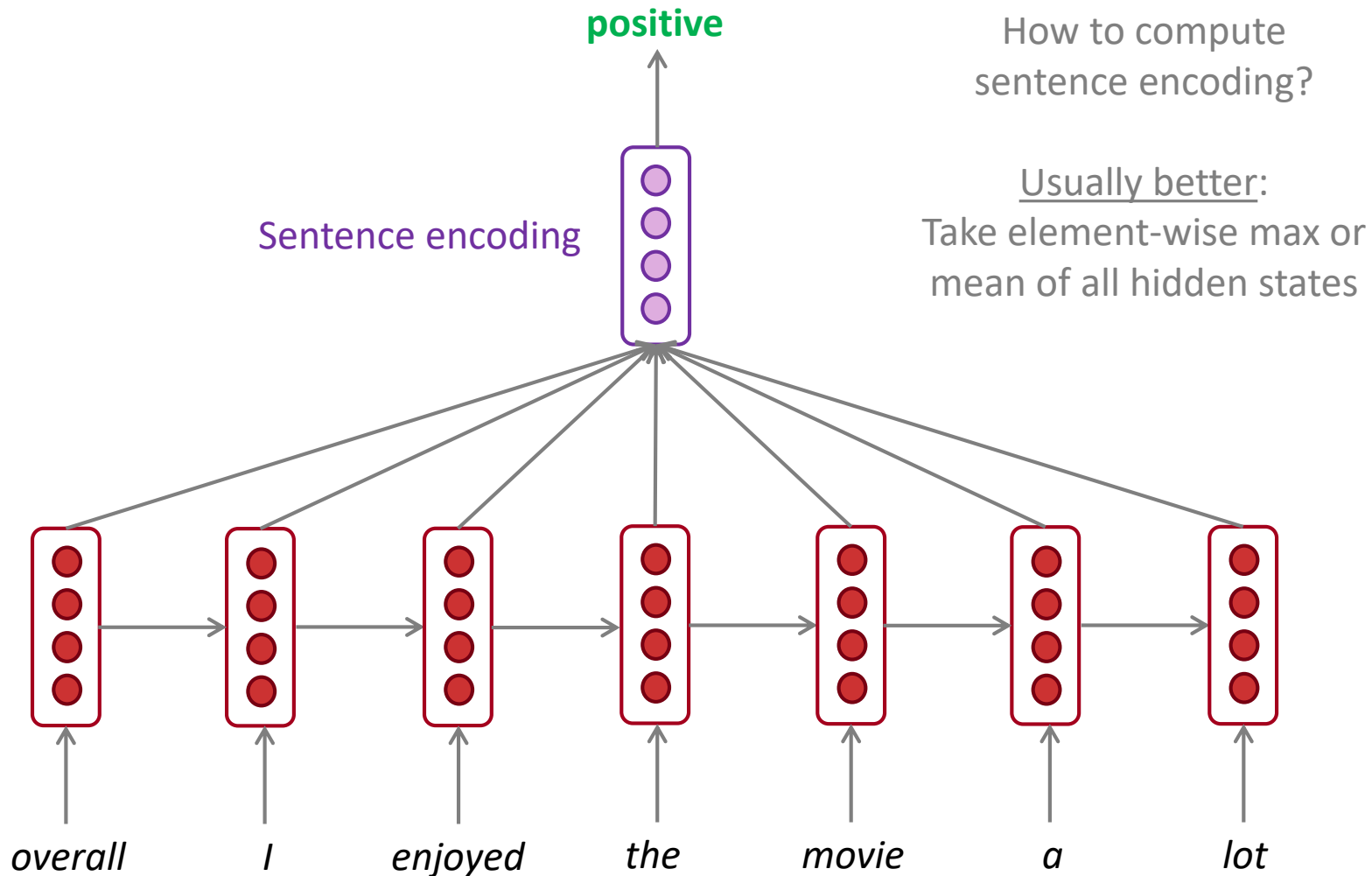
RNNs can be used for sentence classification

e.g. sentiment classification



RNNs can be used for sentence classification

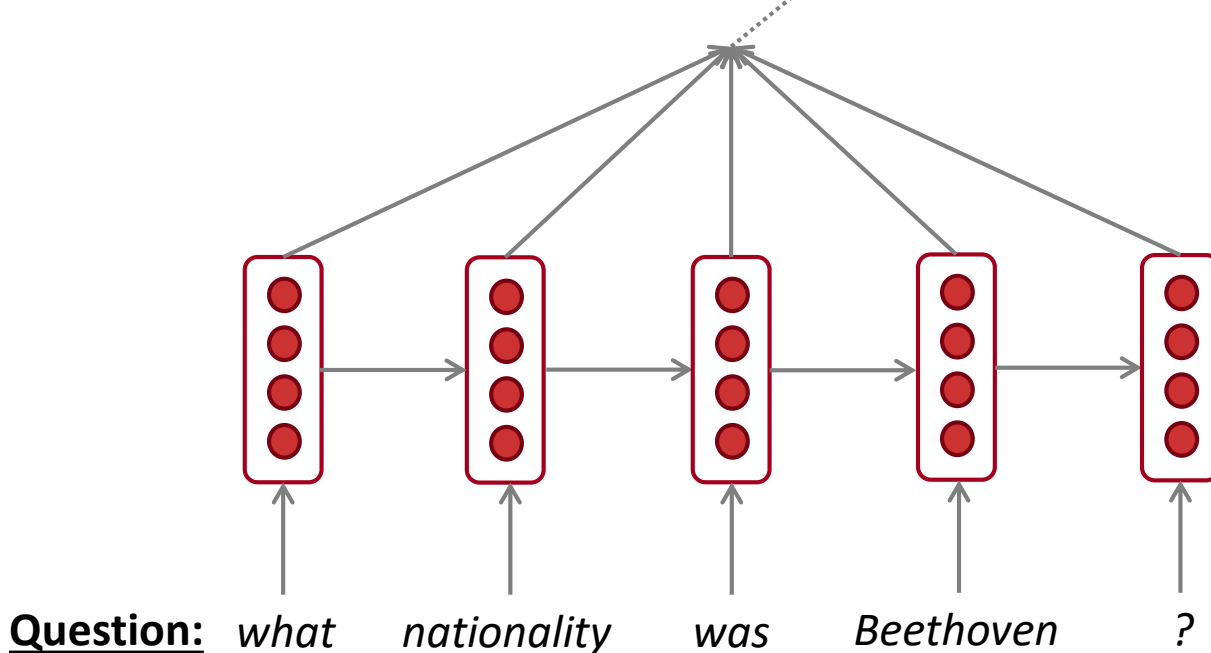
e.g. sentiment classification



RNNs can be used as an encoder module

e.g. question answering, machine translation, *many other tasks!*

Here the RNN acts as an **encoder** for the Question (the hidden states represent the Question). The encoder is part of a larger neural system.



lots of neural architecture

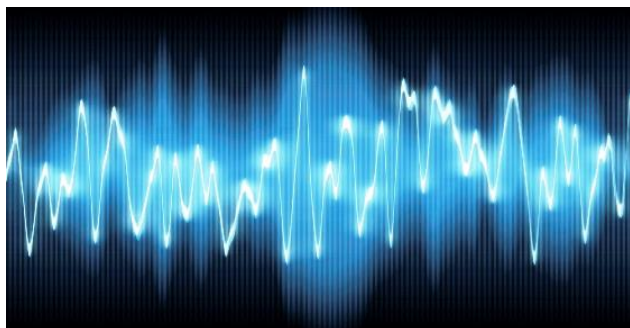
lots of neural architecture

Context: *Ludwig van Beethoven was a German composer and pianist. A crucial figure ...*

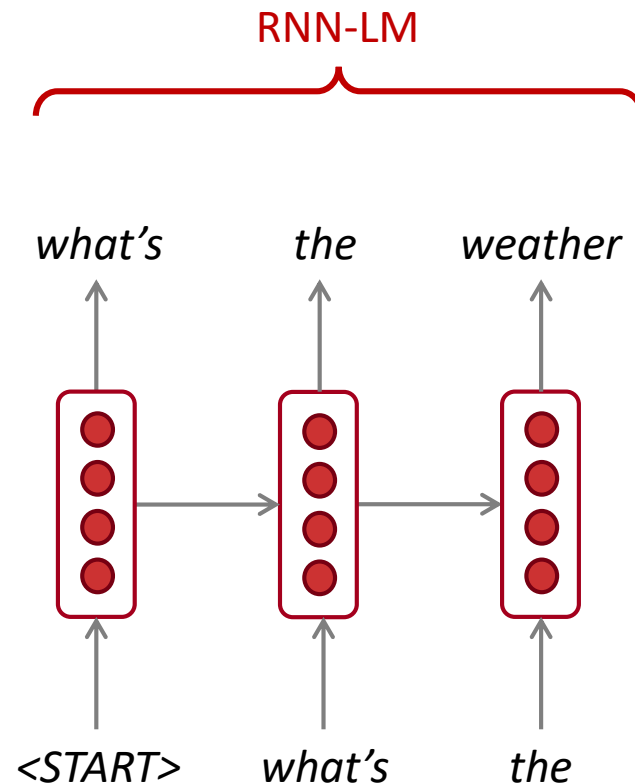
RNN-LMs can be used to generate text

e.g. speech recognition, machine translation, summarization

Input (audio)



conditioning
.....>



This is an example of a *conditional language model*.
We'll see Machine Translation in much more detail later.

A note on terminology

RNN described in this lecture = “vanilla RNN”



Next lecture: You will learn about other RNN flavors

like **GRU** and **LSTM** and multi-layer RNNs



By the end of the course: You will understand phrases like
“*stacked bidirectional LSTM with residual connections and self-attention*”



Next time

- **Problems** with RNNs!
 - Vanishing gradients



- **Fancy RNN** variants!
 - LSTM
 - GRU
 - multi-layer
 - bidirectional