Lecture 12: Fast Reinforcement Learning

Emma Brunskill

CS234 Reinforcement Learning

Winter 2025

- With some slides from or derived from David Silver, Examples new

Refresh Your Understanding: Multi-armed Bandits

- Select all that are true:
  1. Algorithms that minimize regret also maximize reward
  2. Up to variations in constants, ignoring δ, UCB selects the arm with $\arg\max_a \hat{Q}_t(a) + f(\sqrt{\frac{1}{N_t(a)}})$ (where $f(x)$ indicates a function of x)
  3. UCB still would likely learn to pull the optimal arm more than other arms if we instead used $\arg\max_a \hat{Q}_t(a) + \sqrt{\frac{1}{\sqrt{N_t(a)}} \log(t/\delta)}$
  4. UCB uses $\arg\max_a \hat{Q}_t(a) + b$ where b is a bonus term. Consider $b = 5$. This will make the algorithm optimistic with respect to the empirical rewards but it may still cause such an algorithm to suffer linear regret.
  5. A k-armed multi-armed bandit is like a single state MDP with k actions
  6. Not Sure

Refresh Your Understanding: Multi-armed Bandits Solution

- Select all that are true:
  1. Algorithms that minimize regret also maximize reward
  2. Up to variations in constants, ignoring δ, UCB selects the arm with $\arg\max_a \hat{Q}_t(a) + f(\sqrt{\frac{1}{N_t(a)}})$ (where $f(x)$ indicates a function of x)
  3. UCB still would likely learn to pull the optimal arm more than other arms if we instead used $\arg\max_a \hat{Q}_t(a) + \sqrt{\frac{1}{\sqrt{N_t(a)}} \log(t/\delta)}$
  4. UCB uses $\arg\max_a \hat{Q}_t(a) + b$ where b is a bonus term. Consider $b = 5$. This will make the algorithm optimistic with respect to the empirical rewards but it may still cause such an algorithm to suffer linear regret.
  5. A k-armed multi-armed bandit is like a single state MDP with k actions
  6. Not Sure

Where We are

- Last time: Bandits and regret and UCB (fast learning)
- This time: Bandits, regret and bayesian bandits (fast learning)
- Next time: Bayesian learning and MDPs (fast learning)

Deciding Who To Test for Covid. Bastani et al. Nature 2001

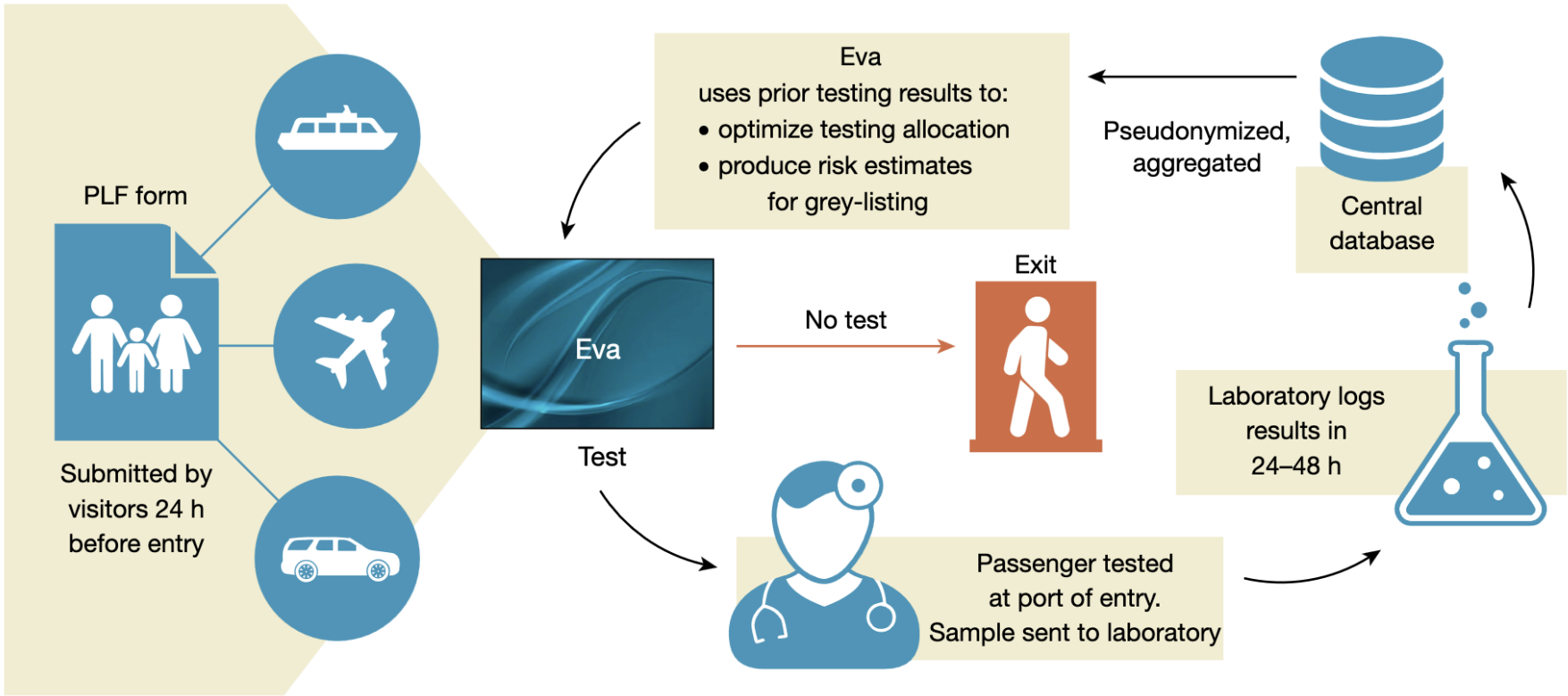

Deciding Who To Test for Covid. Bastani et al. Nature 2001

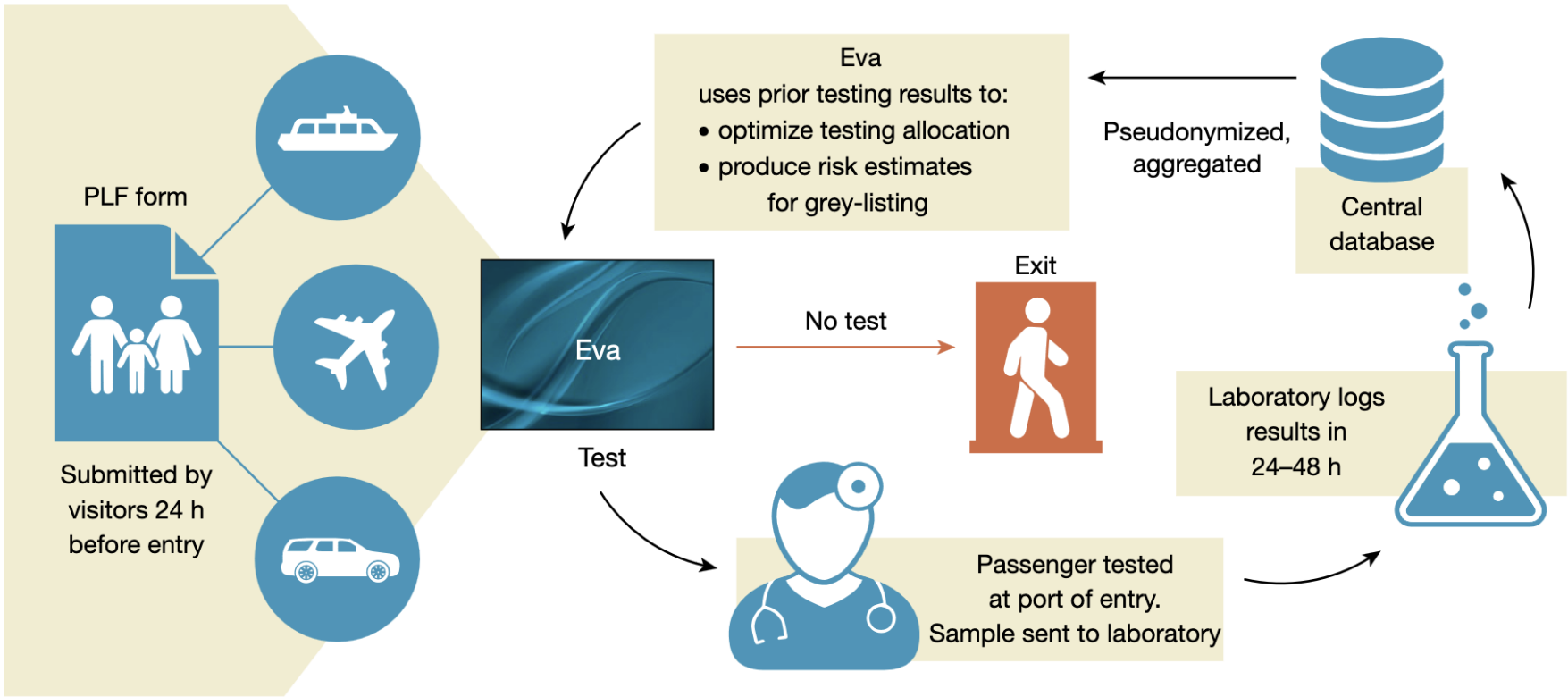

- A *nonstationary, contextual, batched bandit problem with delayed feedback and constraints*

Today

- Bandits and regret
- Bandits and Probably Approximately Correct
- Bayesian bandits
- Thompson sampling
- Bayesian Regret

Multiarmed Bandits Notation Recap

- Multi-armed bandit is a tuple of $(\mathcal{A}, \mathcal{R})$
- $\mathcal{A}$: known set of m actions (arms)
- $\mathcal{R}^a(r) = \mathbb{P}[r \mid a]$ is an unknown probability distribution over rewards
- At each step t the agent selects an action $a_t \in \mathcal{A}$
- The environment generates a reward $r_t \sim \mathcal{R}^{a_t}$
- Goal: Maximize cumulative reward $\sum_{\tau=1}^{t} r_\tau$
- **Regret** is the opportunity loss for one step

$$l_t = \mathbb{E}[V^* - Q(a_t)]$$

- **Total Regret** is the total opportunity loss

$$L_t = \mathbb{E}[\sum_{\tau=1}^{t} V^* - Q(a_\tau)]$$

- Maximize cumulative reward $\Longleftrightarrow$ minimize total regret

Optimism Under Uncertainty: Upper Confidence Bound (UCB) Algorithm

- UCB1 algorithm

$$a_t = \arg\max_{a \in \mathcal{A}} \left[\hat{Q}(a) + \sqrt{\frac{2 \log \frac{1}{\delta}}{N_t(a)}} \right]$$

Regret Bound for UCB Multi-armed Bandit Sketch (See Section 7.1 of Bandit Algorithms book)

Simpler Optimism

- UCB, an optimism under uncertainty approach has sublinear regret bounds
- Do we need to formally model uncertainty to get the right form of optimism?

Optimistic Initialization with Greedy Bandit Algorithms

- Simple and practical idea: initialize $\hat{Q}(s, a)$ to high value
- Update action value by incremental Monte-Carlo evaluation
- Starting with $N(a) > 0$

$$\hat{Q}_t(a_t) = \hat{Q}_{t-1} + \frac{1}{N_t(a_t)}(r_t - \hat{Q}_{t-1})$$

Optimistic Initialization with Greedy Bandit Algorithms

- Simple idea: initialize $\hat{Q}(s, a)$ to high value
- Update action value by incremental Monte-Carlo evaluation
- Starting with $N(a) > 0$

$$\hat{Q}_t(a_t) = \hat{Q}_{t-1} + \frac{1}{N_t(a_t)}(r_t - \hat{Q}_{t-1})$$

- Encourages systematic exploration early on
- But can still lock onto suboptimal action
- Depends on how high initialize Q
- Optional check your understanding: What is the downside to initializing Q too high?
- Optional check your understanding: Is this trivial to do with function approximation? Why or why not?

Optimistic Initialization with Greedy Bandit Algorithms

- Simple idea: initialize Q(a) to high value
- Update action value by incremental Monte-Carlo evaluation
- Starting with $N(a) > 0$

$$\hat{Q}_t(a_t) = \hat{Q}_{t-1} + \frac{1}{N_t(a_t)}(r_t - \hat{Q}_{t-1})$$

- Will turn out that if carefully choose the initialization value, can get good performance
- Under a new measure for evaluating algorithms

Framework: Regret

- Theoretical regret bounds specify how regret grows with T
- Could be making lots of little mistakes or infrequent large ones
- May care about bounding the number of non-small errors

Framework: Probably Approximately Correct

- Theoretical regret bounds specify how regret grows with T
- Could be making lots of little mistakes or infrequent large ones
- May care about bounding the number of non-small errors
- More formally, probably approximately correct (PAC) algorithms
  - on each time step, choose an action a
  - whose value is ϵ-optimal: $Q(a) \geq Q(a^*) - \epsilon$
  - with probability at least $1 - \delta$
  - on all but a polynomial number of time steps
- Polynomial in the problem parameters (#actions, ϵ, δ, etc)

Probably Approximately Correct Algorithms

- Theoretical regret bounds specify how regret grows with T
- Could be making lots of little mistakes or infrequent large ones
- May care about bounding the number of non-small errors
- More formally, probably approximately correct (PAC) algorithms
  - on each time step, choose an action a
  - whose value is ϵ-optimal: $Q(a) \geq Q(a^*) - \epsilon$
  - with probability at least $1 - \delta$
  - on all but a polynomial number of time steps
- Polynomial in the problem parameters (#actions, ϵ, δ, etc)
- Most PAC algorithms based on optimism or Thompson sampling
- Some PAC algorithms using optimism simply initialize all values to a (specific to the problem) high value

Toy Example: Probably Approximately Correct and Regret

- Surgery: $\phi_1 = .95$ / Taping: $\phi_2 = .9$ / Nothing: $\phi_3 = .1$
- Let $\epsilon = 0.05$
- O = Optimism, TS = Thompson Sampling: W/in $\epsilon = \mathbb{I}(Q(a_t) \geq Q(a^*) - \epsilon)$

O	Optimal	O Regret	O W/in ϵ
a^1	a^1	0	
a^2	a^1	0.05	
a^3	a^1	0.85	
a^1	a^1	0	
a^2	a^1	0.05	

Greedy Bandit Algorithms vs Optimistic Initialization

- **Greedy**: Linear total regret
- **Constant ϵ-greedy**: Linear total regret
- **Decaying ϵ-greedy**: Sublinear regret but schedule for decaying ϵ requires knowledge of gaps, which are unknown
- **Optimistic initialization**: Sublinear regret if initialize values sufficiently optimistically, else linear regret

Today

- Bandits and Probably Approximately Correct
- **Bayesian Bandits**
- Thompson Sampling
- Bayesian Regret

Bayesian Bandits

- So far we have made no assumptions about the reward distribution $\mathcal{R}$
  - Except bounds on rewards
- **Bayesian bandits** exploit prior knowledge of rewards, $p[\mathcal{R}]$

Short Refresher on / Introduce to Bayesian Inference

- In Bayesian view, we start with a prior over the unknown parameters
  - Here the unknown distribution over the rewards for each arm
- Given observations / data about that parameter, update our uncertainty over the unknown parameters using Bayes Rule

Short Refresher on / Introduce to Bayesian Inference

- In Bayesian view, we start with a prior over the unknown parameters
  - Here the unknown distribution over the rewards for each arm
- Given observations / data about that parameter, update our uncertainty over the unknown parameters using Bayes Rule
- For example, let the reward of arm i be a probability distribution that depends on parameter ϕ_i
- Initial prior over ϕ_i is $p(\phi_i)$
- Pull arm i and observe reward r_{i1}
- Use Bays rule to update estimate over ϕ_i:

Short Refresher on / Introduce to Bayesian Inference

- In Bayesian view, we start with a prior over the unknown parameters
  - Here the unknown distribution over the rewards for each arm
- Given observations / data about that parameter, update our uncertainty over the unknown parameters using Bayes Rule
- For example, let the reward of arm i be a probability distribution that depends on parameter ϕ_i
- Initial prior over ϕ_i is $p(\phi_i)$
- Pull arm i and observe reward r_{i1}
- Use Bays rule to update estimate over ϕ_i:

$$p(\phi_i|r_{i1}) = \frac{p(r_{i1}|\phi_i)p(\phi_i)}{p(r_{i1})} = \frac{p(r_{i1}|\phi_i)p(\phi_i)}{\int_{\phi_i} p(r_{i1}|\phi_i)p(\phi_i)d\phi_i}$$

Short Refresher on / Introduce to Bayesian Inference

- In Bayesian view, we start with a prior over the unknown parameters
- Give observations / data about that parameter, update our uncertainty over the unknown parameters using Bayes Rule

$$p(\phi_i|r_{i1}) = \frac{p(r_{i1}|\phi_i)p(\phi_i)}{\int_{\phi_i} p(r_{i1}|\phi_i)p(\phi_i)d\phi_i}$$

- In general computing this update may be tricky to do exactly with no additional structure on the form of the prior and data likelihood

Short Refresher on / Introduce to Bayesian Inference: Conjugate

- In Bayesian view, we start with a prior over the unknown parameters
- Give observations / data about that parameter, update our uncertainty over the unknown parameters using Bayes Rule

$$p(\phi_i|r_{i1}) = \frac{p(r_{i1}|\phi_i)p(\phi_i)}{\int_{\phi_i} p(r_{i1}|\phi_i)p(\phi_i)d\phi_i}$$

- In general computing this update may be tricky
- But sometimes can be done analytically
- If the parametric representation of the prior and posterior is the same, the prior and model are called **conjugate**
- For example, exponential families have conjugate priors

Short Refresher on / Introduce to Bayesian Inferencee: Bernoulli

- Consider a bandit problem where the reward of an arm is a binary outcome 0, 1, sampled from a Bernoulli with parameter θ
  - E.g. Advertisement click through rate, patient treatment success/fails, ...
- The Beta distribution $Beta(\alpha, \beta)$ is conjugate for the Bernoulli distribution

$$p(\theta|\alpha, \beta) = \theta^{\alpha-1}(1-\theta)^{\beta-1}\frac{\Gamma(\alpha+\beta)}{\Gamma(\alpha)\Gamma(\beta)}$$

where $\Gamma(x)$ is the Gamma family

Short Refresher on / Introduce to Bayesian Inference: Bernoulli

- Consider a bandit problem where the reward of an arm is a binary outcome 0, 1, sampled from a Bernoulli with parameter θ
  - E.g. Advertisement click through rate, patient treatment success/fails, ...
- The Beta distribution $Beta(\alpha, \beta)$ is conjugate for the Bernoulli distribution

$$p(\theta|\alpha, \beta) = \theta^{\alpha-1}(1-\theta)^{\beta-1}\frac{\Gamma(\alpha+\beta)}{\Gamma(\alpha)\Gamma(\beta)}$$

  where $\Gamma(x)$ is the Gamma family
- Assume the prior over θ is $Beta(\alpha, \beta)$ as above
- Then after observed a reward $r \in \{0, 1\}$ then updated posterior over θ is $Beta(r + \alpha, 1 - r + \beta)$

Bayesian Inference for Decision Making

- Maintain distribution over reward parameters
- Use this to inform action selection

Bayesian Bandits Overview

- So far we have made no assumptions about the reward distribution $\mathcal{R}$
  - Except bounds on rewards
- **Bayesian bandits** exploit prior knowledge of rewards, $p[\mathcal{R}]$
- They compute posterior distribution of rewards $p[\mathcal{R} \mid h_t]$, where $h_t = (a_1, r_1, \ldots, a_{t-1}, r_{t-1})$
- Use posterior to guide exploration
  - Upper confidence bounds (Bayesian UCB)
  - Probability matching (Thompson Sampling)
- Better performance if prior knowledge is accurate

Today

- Bandits and Probably Approximately Correct
- Bayesian Bandits
- Thompson Sampling
- Bayesian Regret

Probability Matching

- Assume have a parametric distribution over rewards for each arm
- **Probability matching** selects action a according to probability that a is the optimal action

$$\pi(a \mid h_t) = \mathbb{P}[Q(a) > Q(a'), \forall a' \neq a \mid h_t]$$

- Probability matching is often optimistic in the face of uncertainty
  - Uncertain actions have higher probability of being max
- Can be difficult to compute probability that an action is optimal analytically from posterior
- Somewhat incredibly, a simple approach implements probability matching

Thompson Sampling

1: Initialize prior over each arm a, $p(\mathcal{R}_a)$
2: **for** iteration$=1, 2, \ldots$ **do**
3: For each arm a **sample** a reward distribution $\mathcal{R}_a$ from posterior
4: Compute action-value function $Q(a) = \mathbb{E}[\mathcal{R}_a]$
5: $a_t = \arg\max_{a \in \mathcal{A}} Q(a)$
6: Observe reward r
7: Update posterior $p(\mathcal{R}_a)$ using Bayes Rule
8: **end for**

Thompson sampling implements probability matching

- Thompson sampling:

$$\pi(a \mid h_t) = \mathbb{P}[Q(a) > Q(a'), \forall a' \neq a \mid h_t]$$
$$= \mathbb{E}_{\mathcal{R}|h_t}\left[\mathbb{1}(a = \arg\max_{a \in \mathcal{A}} Q(a))\right]$$

Toy Example: Ways to Treat Broken Toes, Thompson Sampling

- True (unknown) Bernoulli parameters for each arm/action
- Surgery: $\theta_1 = .95$ / Taping: $\theta_2 = .9$ / Nothing: $\theta_3 = .1$
- Thompson sampling:
- Place a prior over each arm's parameter. Here choose Beta(1,1) (Uniform)
  1. Sample a Bernoulli parameter given current prior over each arm Beta(1,1), Beta(1,1), Beta(1,1):

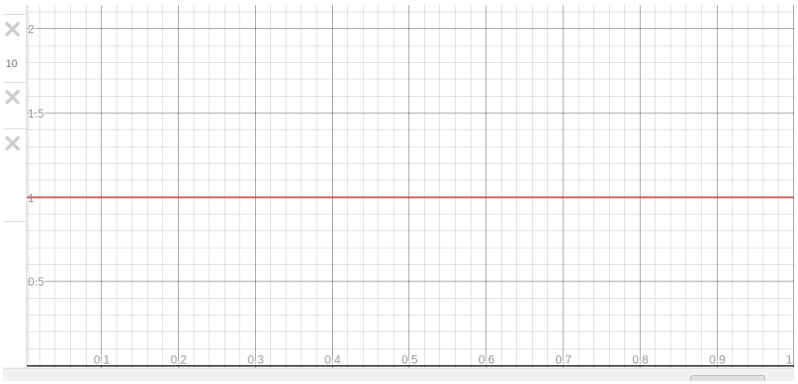

Toy Example: Ways to Treat Broken Toes, Thompson Sampling[1]

- True (unknown) Bernoulli parameters for each arm/action
- Surgery: $\theta_1 = .95$ / Taping: $\theta_2 = .9$ / Nothing: $\theta_3 = .1$
- Thompson sampling:
- Place a prior over each arm's parameter. Here choose Beta(1,1)
  1. Sample a Bernoulli parameter given current prior over each arm Beta(1,1), Beta(1,1), Beta(1,1): 0.3 0.5 0.6
  2. Select $a = \arg\max_{a \in A} Q(a) = \arg\max_{ainA} \theta(a) =$

[1] Note:This is a made up example. This is not the actual expected efficacies of the various treatment options for a broken toe

Toy Example: Ways to Treat Broken Toes, Thompson Sampling

- True (unknown) Bernoulli parameters for each arm/action
- Surgery: $\theta_1 = .95$ / Taping: $\theta_2 = .9$ / Nothing: $\theta_3 = .1$
- Thompson sampling:
- Place a prior over each arm's parameter. Here choose $\theta_i \sim$Beta(1,1)
  1. Per arm, sample a Bernoulli θ given prior: 0.3 0.5 0.6
  2. Select $a_t = \arg\max_{a \in A} Q(a) = \arg\max_{ainA} \theta(a) = 3$
  3. Observe the patient outcome's outcome: 0
  4. Update the posterior over the $Q(a_t) = Q(a^3)$ value for the arm pulled

Toy Example: Ways to Treat Broken Toes, Thompson Sampling

- True (unknown) Bernoulli parameters for each arm/action
- Surgery: $\theta_1 = .95$ / Taping: $\theta_2 = .9$ / Nothing: $\theta_3 = .1$
- Thompson sampling:
- Place a prior over each arm's parameter. Here choose $\theta_i \sim$Beta(1,1)
  1. Sample a Bernoulli parameter given current prior over each arm Beta(1,1), Beta(1,1), Beta(1,1): 0.3 0.5 0.6
  2. Select $a_t = \arg\max_{a \in A} Q(a) = \arg\max_{ainA} \theta(a) = 3$
  3. Observe the patient outcome's outcome: 0
  4. Update the posterior over the $Q(a_t) = Q(a^1)$ value for the arm pulled
     - Beta(c_1, c_2) is the conjugate distribution for Bernoulli
     - If observe 1, $c_1 + 1$ else if observe 0 $c_2 + 1$
  5. New posterior over Q value for arm pulled is:
  6. New posterior $p(Q(a^3)) = p(\theta(a_3) = Beta(1, 2)$

Toy Example: Ways to Treat Broken Toes, Thompson Sampling

- True (unknown) Bernoulli parameters for each arm/action
- Surgery: $\theta_1 = .95$ / Taping: $\theta_2 = .9$ / Nothing: $\theta_3 = .1$
- Thompson sampling:
- Place a prior over each arm's parameter. Here choose $\theta_i \sim$Beta(1,1)
  1. Sample a Bernoulli parameter given current prior over each arm Beta(1,1), Beta(1,1), Beta(1,1): 0.3 0.5 0.6
  2. Select $a_t = \arg\max_{a \in A} Q(a) = \arg\max_{ainA} \theta(a) = 1$
  3. Observe the patient outcome's outcome: 0
  4. New posterior $p(Q(a^1)) = p(\theta(a_1) = Beta(1, 2)$



Toy Example: Ways to Treat Broken Toes, Thompson Sampling

- True (unknown) Bernoulli parameters for each arm/action
- Surgery: $\theta_1 = .95$ / Taping: $\theta_2 = .9$ / Nothing: $\theta_3 = .1$
- Thompson sampling:
- Place a prior over each arm's parameter. Here choose $\theta_i \sim$Beta(1,1)
  1. Sample a Bernoulli parameter given current prior over each arm Beta(1,1), Beta(1,1), Beta(1,2): 0.7, 0.5, 0.3

Toy Example: Ways to Treat Broken Toes, Thompson Sampling

- True (unknown) Bernoulli parameters for each arm/action
- Surgery: $\theta_1 = .95$ / Taping: $\theta_2 = .9$ / Nothing: $\theta_3 = .1$
- Thompson sampling:
- Place a prior over each arm's parameter. Here choose $\theta_i \sim$Beta(1,1)
  1. Sample a Bernoulli parameter given current prior over each arm Beta(1,1), Beta(1,1), Beta(1,2): 0.7, 0.5, 0.3
  2. Select $a_t = \arg\max_{a \in A} Q(a) = \arg\max_{ainA} \theta(a) = 1$
  3. Observe the patient outcome's outcome: 1
  4. New posterior $p(Q(a^1)) = p(\theta(a_1) = Beta(2, 1)$

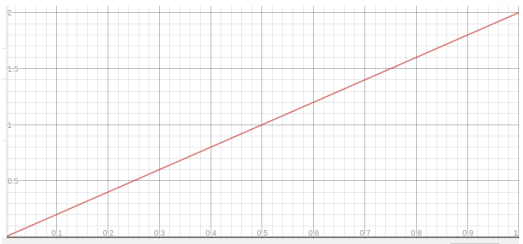

Toy Example: Ways to Treat Broken Toes, Thompson Sampling

- True (unknown) Bernoulli parameters for each arm/action
- Surgery: $\theta_1 = .95$ / Taping: $\theta_2 = .9$ / Nothing: $\theta_3 = .1$
- Thompson sampling:
- Place a prior over each arm's parameter. Here choose $\theta_i \sim$Beta(1,1)
  1. Sample a Bernoulli parameter given current prior over each arm Beta(2,1), Beta(1,1), Beta(1,2): 0.71, 0.65, 0.1
  2. Select $a_t = \arg\max_{a \in A} Q(a) = \arg\max_{ainA} \theta(a) = 1$
  3. Observe the patient outcome's outcome: 1
  4. New posterior $p(Q(a^1)) = p(\theta(a_1) = Beta(3, 1)$

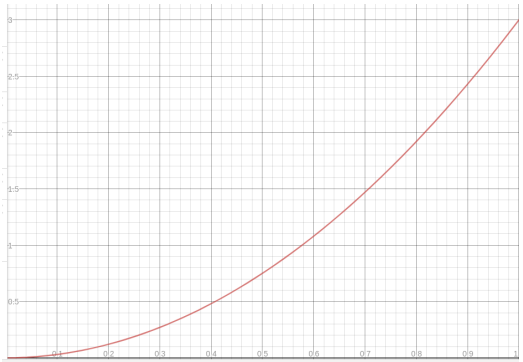

Toy Example: Ways to Treat Broken Toes, Thompson Sampling

- True (unknown) Bernoulli parameters for each arm/action
- Surgery: $\theta_1 = .95$ / Taping: $\theta_2 = .9$ / Nothing: $\theta_3 = .1$
- Thompson sampling:
- Place a prior over each arm's parameter. Here choose $\theta_i \sim$Beta(1,1)
  1. Sample a Bernoulli parameter given current prior over each arm Beta(2,1), Beta(1,1), Beta(1,2): 0.75, 0.45, 0.4
  2. Select $a_t = \arg\max_{a \in A} Q(a) = \arg\max_{ainA} \theta(a) = 1$
  3. Observe the patient outcome's outcome: 1
  4. New posterior $p(Q(a^1)) = p(\theta(a_1) = Beta(4, 1)$

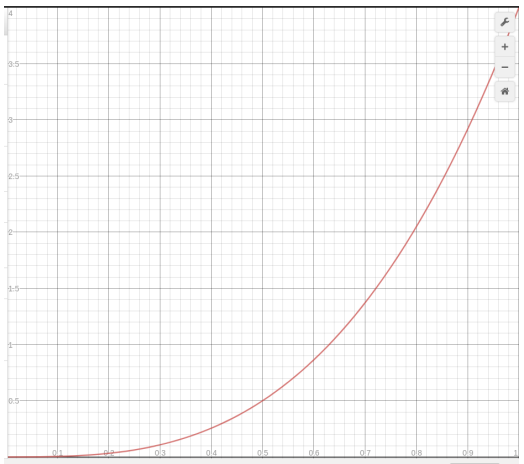

Toy Example: Ways to Treat Broken Toes, Thompson Sampling vs Optimism

- Surgery: $\theta_1 = .95$ / Taping: $\theta_2 = .9$ / Nothing: $\theta_3 = .1$
- How does the sequence of arm pulls compare in this example so far?

Optimism	TS
a^1	a^3
a^2	a^1
a^3	a^1
a^1	a^1
a^2	a^1

On to General Setting for Thompson Sampling

- Now we will see how Thompson sampling works in general, and what it is doing

Today

- Bandits and Probably Approximately Correct
- Bayesian Bandits
- Thompson Sampling
- Bayesian Regret

Framework: Regret and Bayesian Regret

- How do we evaluate performance in the Bayesian setting?
- Frequentist regret assumes a true (unknown) set of parameters

$$Regret(\mathcal{A}, T; \theta) = \mathbb{E}_\tau \left[\sum_{t=1}^{T} Q(a^*) - Q(a_t) | \theta \right]$$

where $\mathbb{E}_\tau$ denotes an expectation with respect to the history of actions taken and rewards observed given an algorithm $\mathcal{A}$.

- Bayesian regret assumes there is a prior over parameters

$$BayesRegret(\mathcal{A}, T; \theta) = \mathbb{E}_{\theta \sim p_\theta, \tau} \left[\sum_{t=1}^{T} Q(a^*) - Q(a_t) | \theta \right]$$

Bounding Regret Using Optimism

- How do we evaluate performance in the Bayesian setting?
- Frequentist regret assumes a true (unknown) set of parameters

$$Regret(\mathcal{A}, T; \theta) = \mathbb{E}_\tau \left[\sum_{t=1}^{T} Q(a^*) - Q(a_t) | \theta \right] \leq \mathbb{E}_\tau \left[\sum_{t=1}^{T} U_t(a_t) - Q(a_t) | \theta \right]$$

where $\mathbb{E}_\tau$ denotes an expectation with respect to the history of actions taken and rewards observed given an algorithm $\mathcal{A}$ (under event that U_t is an upper bound).

Bayesian Regret Proof Sketch

$$BayesRegret(\mathcal{A}, T; \theta) = \mathbb{E}_{\theta \sim p_\theta, \tau}\left[\sum_{t=1}^{T} Q(a^*) - Q(a_t)|\theta\right]$$

Thompson sampling implements probability matching

- Frequentist bounds for standard* Thompson sampling do not* (last checked) match best bounds for frequentist algorithms
- Empirically Thompson sampling can be effective, especially in contextual multi-armed bandits

Thompson Sampling for News Article Recommendation (Chapelle and Li, 2010)

- Contextual bandit: input context which impacts reward of each arm, context sampled iid each step
- Arms = articles
- Reward = click (+1) on article ($Q(a)$=click through rate)

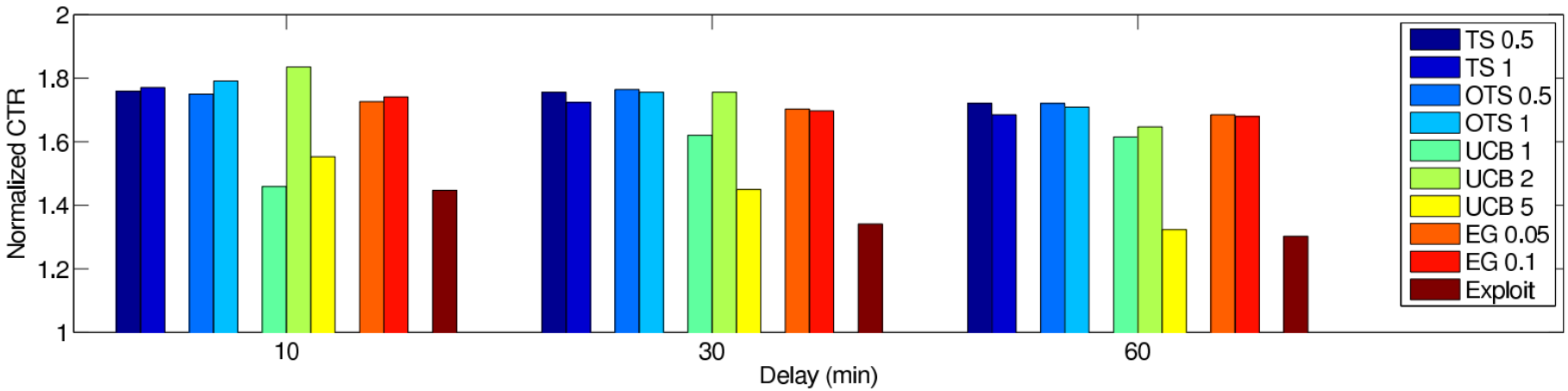

Check Your Understanding: Thompson Sampling and Optimism

- Consider an online news website with thousands of people logging on each second. Frequently a new person will come online before we see whether the last person has clicked (or not). Select all that are true:
  1. Thompson sampling would be better than optimism here, because optimism algorithms are deterministic and would select the same action until we get feedback (click or not)
  2. Optimism algorithms would be better than TS here, because they have stronger regret bounds for this setting
  3. Thompson sampling could cause much worse performance than optimism if the initial prior is very misleading.
  4. Not sure

Check Your Understanding: Thompson Sampling and Optimism **Solutions**

- Consider an online news website with thousands of people logging on each second. Frequently a new person will come online before we see whether the last person has clicked (or not). Select all that are true:
  1. Thompson sampling would be better than optimism here, because optimism algorithms are deterministic and would select the same action until we get feedback (click or not)
  2. Optimism algorithms would be better than TS here, because they have stronger regret bounds for this setting
  3. Thompson sampling could cause much worse performance than optimism if the initial prior is very misleading.
  4. Not sure

Optimal Policy for Bayesian Bandits?

- Thompson Sampling often works well, but is it optimal?
- Given prior, and known horizon, could compute decision policy that would maximize expected rewards given the available horizon
- Computational challenge: naively this would create a decision policy that is a function of the history to the next arm to pull

Gittins Index for Bayesian Bandits

- Thompson Sampling often works well, but is it optimal?
- Given prior, and known horizon, could compute decision policy that would maximize expected rewards given the available horizon
- Computational challenge: naively this would create a decision policy that is a function of the history to the next arm to pull
- **Index policy**: a decision policy that computes a "real-valued index for each arm and plays the arm with the largest index," using statistics only from that arm and the horizon (definition from Lattimore and Svespari 2019 Bandit Algorithms)
- **Gittins index**: optimal policy for maximizing expected discounted reward in a Bayesian multi-armed bandit

Today

- Bandits and Probably Approximately Correct
- Bayesian Bandits
- Thompson Sampling
- Bayesian Regret

What You Should Understand

- Understand how multi-armed bandits relate to MDPs
- Be able to define regret and PAC
- Be able to prove why UCB bandit algorithm has sublinear regret
- Understand (be able to give an example) why e-greedy and greedy and pessimism can result in linear regret
- Be able to implement Thompson Sampling for bernoulli or Gaussian rewards
- Be able to implement UCB bandit algorithm

Where We are

- Last time: Bandits and regret and UCB (fast learning)
- This time: Bayesian bandits (fast learning)
- Next time: MDPs (fast learning)

Bayesian Regret Bounds for Thompson Sampling

- Regret(UCB,T)

$$BayesRegret(TS, T) = E_{\theta \sim p_\theta}\left[\sum_{t=1}^{T} f^*(a^*) - f^*(a_t)\right]$$

- Posterior sampling has the same (ignoring constants) regret bounds as UCB

Toy Example: Probably Approximately Correct and Regret

- Surgery: $\phi_1 = .95$ / Taping: $\phi_2 = .9$ / Nothing: $\phi_3 = .1$
- Let $\epsilon = 0.05$
- O = Optimism, TS = Thompson Sampling: W/in $\epsilon = \mathbb{I}(Q(a_t) \geq Q(a^*) - \epsilon)$

O	TS	Optimal	O Regret	O W/in ϵ	TS Regret	TS W/in ϵ
a^1	a^3	a^1	0	Y	0.85	N
a^2	a^1	a^1	0.05	Y	0	Y
a^3	a^1	a^1	0.85	N	0	Y
a^1	a^1	a^1	0	Y	0	Y
a^2	a^1	a^1	0.05	Y	0	Y