

# Language Modeling

## Introduction to N-grams



# Probabilistic Language Models

- Today's goal: assign a probability to a sentence

- Machine Translation:

- $P(\text{high winds tonite}) > P(\text{large winds tonite})$

- Spell Correction

- The office is about fifteen **minuets** from my house

- $P(\text{about fifteen minutes from}) > P(\text{about fifteen minuets from})$

- Speech Recognition

- $P(\text{I saw a van}) \gg P(\text{eyes awe of an})$

- + Summarization, question-answering, etc., etc.!!

Why?



# Probabilistic Language Modeling

- Goal: compute the probability of a sentence or sequence of words:

$$P(W) = P(w_1, w_2, w_3, w_4, w_5 \dots w_n)$$

- Related task: probability of an upcoming word:

$$P(w_5 | w_1, w_2, w_3, w_4)$$

- A model that computes either of these:

$P(W)$  or  $P(w_n | w_1, w_2 \dots w_{n-1})$  is called a **language model**.

- Better: **the grammar** But **language model** or **LM** is standard



# How to compute $P(W)$

- How to compute this joint probability:
  - $P(\text{its, water, is, so, transparent, that})$
- Intuition: let's rely on the Chain Rule of Probability



# Reminder: The Chain Rule

- Recall the definition of conditional probabilities

$$p(B | A) = P(A,B)/P(A) \quad \text{Rewriting: } P(A,B) = P(A)P(B | A)$$

- More variables:

$$P(A,B,C,D) = P(A)P(B | A)P(C | A,B)P(D | A,B,C)$$

- The Chain Rule in General

$$P(x_1, x_2, x_3, \dots, x_n) = P(x_1)P(x_2 | x_1)P(x_3 | x_1, x_2) \dots P(x_n | x_1, \dots, x_{n-1})$$



# The Chain Rule applied to compute joint probability of words in sentence

$$P(w_1 w_2 \dots w_n) = \prod_i P(w_i | w_1 w_2 \dots w_{i-1})$$

$P(\text{"its water is so transparent"}) =$

$P(\text{its}) \times P(\text{water} | \text{its}) \times P(\text{is} | \text{its water})$

$\times P(\text{so} | \text{its water is}) \times P(\text{transparent} | \text{its water is so})$



# How to estimate these probabilities

- Could we just count and divide?

$$P(\text{the l its water is so transparent that}) = \frac{\textit{Count}(\textit{its water is so transparent that the})}{\textit{Count}(\textit{its water is so transparent that})}$$

- No! Too many possible sentences!
- We'll never see enough data for estimating these





# Markov Assumption



Andrei Markov

- Simplifying assumption:

$P(\text{the } l \text{ its water is so transparent that}) \approx P(\text{the } l \text{ that})$

- Or maybe

$P(\text{the } l \text{ its water is so transparent that}) \approx P(\text{the } l \text{ transparent that})$





# Markov Assumption

$$P(w_1 w_2 \dots w_n) \approx \prod_i P(w_i \mid w_{i-k} \dots w_{i-1})$$

- In other words, we approximate each component in the product

$$P(w_i \mid w_1 w_2 \dots w_{i-1}) \approx P(w_i \mid w_{i-k} \dots w_{i-1})$$



# Simplest case: Unigram model

$$P(w_1 w_2 \dots w_n) \approx \prod_i P(w_i)$$

Some automatically generated sentences from a unigram model

fifth, an, of, futures, the, an, incorporated, a,  
a, the, inflation, most, dollars, quarter, in, is,  
mass

thrift, did, eighty, said, hard, 'm, july, bullish

that, or, limited, the



# Bigram model

- Condition on the previous word:

$$P(w_i | w_1 w_2 \dots w_{i-1}) \approx P(w_i | w_{i-1})$$

texaco, rose, one, in, this, issue, is, pursuing, growth, in,  
a, boiler, house, said, mr., gurria, mexico, 's, motion,  
control, proposal, without, permission, from, five, hundred,  
fifty, five, yen

outside, new, car, parking, lot, of, the, agreement, reached

this, would, be, a, record, november



# N-gram models

- We can extend to trigrams, 4-grams, 5-grams
- In general this is an insufficient model of language
  - because language has **long-distance dependencies**:  

“The computer which I had just put into the machine room on the fifth floor crashed.”
- But we can often get away with N-gram models



# Language Modeling

## Introduction to N-grams







# Estimating bigram probabilities

- The Maximum Likelihood Estimate

$$P(w_i | w_{i-1}) = \frac{\textit{count}(w_{i-1}, w_i)}{\textit{count}(w_{i-1})}$$

$$P(w_i | w_{i-1}) = \frac{c(w_{i-1}, w_i)}{c(w_{i-1})}$$





# An example

$$P(w_i | w_{i-1}) = \frac{c(w_{i-1}, w_i)}{c(w_{i-1})}$$

<s> I am Sam </s>

<s> Sam I am </s>

<s> I do not like green eggs and ham </s>

$$P(\text{I} | \text{<s>}) = \frac{2}{3} = .67$$

$$P(\text{Sam} | \text{<s>}) = \frac{1}{3} = .33$$

$$P(\text{am} | \text{I}) = \frac{2}{3} = .67$$

$$P(\text{</s>} | \text{Sam}) = \frac{1}{2} = 0.5$$

$$P(\text{Sam} | \text{am}) = \frac{1}{2} = .5$$

$$P(\text{do} | \text{I}) = \frac{1}{3} = .33$$



# More examples: Berkeley Restaurant Project sentences

- can you tell me about any good cantonese restaurants close by
- mid priced thai food is what i'm looking for
- tell me about chez panisse
- can you give me a listing of the kinds of food that are available
- i'm looking for a good place to eat breakfast
- when is caffe venezia open during the day



# Raw bigram counts

- Out of 9222 sentences

	i	want	to	eat	chinese	food	lunch	spend
i	5	827	0	9	0	0	0	2
want	2	0	608	1	6	6	5	1
to	2	0	4	686	2	0	6	211
eat	0	0	2	0	16	2	42	0
chinese	1	0	0	0	0	82	1	0
food	15	0	15	0	1	4	0	0
lunch	2	0	0	0	0	1	0	0
spend	1	0	1	0	0	0	0	0



# Raw bigram probabilities

- Normalize by unigrams:

i	want	to	eat	chinese	food	lunch	spend
2533	927	2417	746	158	1093	341	278

- Result:

	i	want	to	eat	chinese	food	lunch	spend
i	0.002	0.33	0	0.0036	0	0	0	0.00079
want	0.0022	0	0.66	0.0011	0.0065	0.0065	0.0054	0.0011
to	0.00083	0	0.0017	0.28	0.00083	0	0.0025	0.087
eat	0	0	0.0027	0	0.021	0.0027	0.056	0
chinese	0.0063	0	0	0	0	0.52	0.0063	0
food	0.014	0	0.014	0	0.00092	0.0037	0	0
lunch	0.0059	0	0	0	0	0.0029	0	0
spend	0.0036	0	0.0036	0	0	0	0	0



# Bigram estimates of sentence probabilities

$$P(\langle s \rangle \text{ I want english food } \langle /s \rangle) =$$

$$P(\text{I} | \langle s \rangle)$$

$$\times P(\text{want} | \text{I})$$

$$\times P(\text{english} | \text{want})$$

$$\times P(\text{food} | \text{english})$$

$$\times P(\langle /s \rangle | \text{food})$$

$$= .000031$$



# What kinds of knowledge?

- $P(\text{english} \mid \text{want}) = .0011$
- $P(\text{chinese} \mid \text{want}) = .0065$
- $P(\text{to} \mid \text{want}) = .66$
- $P(\text{eat} \mid \text{to}) = .28$
- $P(\text{food} \mid \text{to}) = 0$
- $P(\text{want} \mid \text{spend}) = 0$
- $P(i \mid \langle s \rangle) = .25$



# Practical Issues

- We do everything in log space
  - Avoid underflow
  - (also adding is faster than multiplying)

$$\log(p_1 \times p_2 \times p_3 \times p_4) = \log p_1 + \log p_2 + \log p_3 + \log p_4$$





# Language Modeling Toolkits

- SRILM
  - <http://www.speech.sri.com/projects/srilm/>
- KenLM
  - <https://kheafield.com/code/kenlm/>



# Google N-Gram Release, August 2006

AUG

3

## All Our N-gram are Belong to You

Posted by Alex Franz and Thorsten Brants, Google Machine Translation Team

Here at Google Research we have been using word [n-gram models](#) for a variety of R&D projects,

...

That's why we decided to share this enormous dataset with everyone. We processed 1,024,908,267,229 words of running text and are publishing the counts for all 1,176,470,663 five-word sequences that appear at least 40 times. There are 13,588,391 unique words, after discarding words that appear less than 200 times.



# Google N-Gram Release

- serve as the incoming 92
- serve as the incubator 99
- serve as the independent 794
- serve as the index 223
- serve as the indication 72
- serve as the indicator 120
- serve as the indicators 45
- serve as the indispensable 111
- serve as the indispensable 40
- serve as the individual 234



# Google Book N-grams

- <http://ngrams.googlelabs.com/>







# Language Modeling

## Evaluation and Perplexity



# Evaluation: How good is our model?

- Does our language model prefer good sentences to bad ones?
  - Assign higher probability to “real” or “frequently observed” sentences
    - Than “ungrammatical” or “rarely observed” sentences?
- We train parameters of our model on a **training set**.
- We test the model’s performance on data we haven’t seen.
  - A **test set** is an unseen dataset that is different from our training set, totally unused.
  - An **evaluation metric** tells us how well our model does on the test set.





# (Extra Slide not in video) Training on the test set

- We can't allow test sentences into the training set
- We will assign it an artificially high probability when we set it in the test set
- “Training on the test set”
- Bad science!
- And violates the honor code



# Extrinsic evaluation of N-gram models

- Best evaluation for comparing models A and B
  - Put each model in a task
    - spelling corrector, speech recognizer, MT system
  - Run the task, get an accuracy for A and for B
    - How many misspelled words corrected properly
    - How many words translated correctly
- Compare accuracy for A and B



# Difficulty of extrinsic (in-vivo) evaluation of N-gram models

- Extrinsic evaluation
  - Time-consuming; can take days or weeks
- So
  - Sometimes use **intrinsic** evaluation: **perplexity**
  - Bad approximation
    - unless the test data looks **just** like the training data
    - So **generally only useful in pilot experiments**
  - But is helpful to think about.



# Intuition of Perplexity

- The Shannon Game:
  - How well can we predict the next word?
    - I always order pizza with cheese and \_\_\_\_\_
    - The 33<sup>rd</sup> President of the US was \_\_\_\_\_
    - I saw a \_\_\_\_\_
  - Unigrams are terrible at this game. (Why?)
- A better model of a text
  - is one which assigns a higher probability to the word that actually occurs

mushrooms 0.1  
 pepperoni 0.1  
 anchovies 0.01  
 ....  
 fried rice 0.0001  
 ....  
 and 1e-100



# Perplexity

The best language model is one that best predicts an unseen test set

- Gives the highest  $P(\text{sentence})$

Perplexity is the inverse probability of the test set, normalized by the number of words:

$$\begin{aligned}
 PP(W) &= P(w_1 w_2 \dots w_N)^{-\frac{1}{N}} \\
 &= \sqrt[N]{\frac{1}{P(w_1 w_2 \dots w_N)}}
 \end{aligned}$$

Chain rule:

$$PP(W) = \sqrt[N]{\prod_{i=1}^N \frac{1}{P(w_i | w_1 \dots w_{i-1})}}$$

For bigrams:

$$PP(W) = \sqrt[N]{\prod_{i=1}^N \frac{1}{P(w_i | w_{i-1})}}$$

**Minimizing perplexity is the same as maximizing probability**



# The Shannon Game intuition for perplexity

- From Josh Goodman
- How hard is the task of recognizing digits '0,1,2,3,4,5,6,7,8,9'
  - Perplexity 10
- How hard is recognizing (30,000) names at Microsoft.
  - Perplexity = 30,000
- If a system has to recognize
  - Operator (1 in 4)
  - Sales (1 in 4)
  - Technical Support (1 in 4)
  - 30,000 names (1 in 120,000 each)
  - Perplexity is 52.6
- Perplexity is weighted equivalent branching factor

# The Shannon Game intuition for perplexity

A call-routing phone system gets 120K calls and has to recognize

- "Operator" (let's say this occurs 1 in 4 calls)
- "Sales" (1 in 4)
- "Technical Support" (1 in 4)
- 30,000 different names (each name occurring 1 time in the 120K calls)

To get the perplexity of this sequence of length 120K:

1) multiply 120K probabilities (90K of which are 1/4 and 30K of which are 1/120K)

2) take the inverse 120,000th root:

$$\text{Perp} = \left( \frac{1}{4} * \frac{1}{4} * \frac{1}{4} * \frac{1}{4} * \frac{1}{4} * \dots * \frac{1}{120K} * \frac{1}{120K} * \dots \right)^{-1/120K}$$

Can be arithmetically simplified to just N = 4: operator (1/4), sales (1/4), tech support (1/4), and 30,000 names (1/120,000):

$$\text{Perplexity} = \left( \frac{1}{4} * \frac{1}{4} * \frac{1}{4} * \frac{1}{120K} \right)^{-1/4} = 52.6$$





# Perplexity as branching factor

- Let's suppose a sentence consisting of random digits
- What is the perplexity of this sentence according to a model that assign  $P=1/10$  to each digit?

$$\begin{aligned} \text{PP}(W) &= P(w_1 w_2 \dots w_N)^{-\frac{1}{N}} \\ &= \left(\frac{1}{10}\right)^{-\frac{1}{N}} \\ &= \frac{1}{10}^{-1} \\ &= 10 \end{aligned}$$



# Lower perplexity = better model

- Training 38 million words, test 1.5 million words, WSJ

N-gram Order	Unigram	Bigram	Trigram
Perplexity	962	170	109



# Language Modeling

## Evaluation and Perplexity





# The Shannon Visualization Method

- Choose a random bigram  
( $\langle s \rangle$ ,  $w$ ) according to its probability
- Now choose a random bigram  
( $w$ ,  $x$ ) according to its probability
- And so on until we choose  $\langle /s \rangle$
- Then string the words together

```

<s> I
    I want
      want to
        to eat
          eat Chinese
            Chinese food
              food </s>

I want to eat Chinese food
  
```





# Approximating Shakespeare

1  
gram

–To him swallowed confess hear both. Which. Of save on trail for are ay device and rote life have  
–Hill he late speaks; or! a more to leg less first you enter

2  
gram

–Why dost stand forth thy canopy, forsooth; he is this palpable hit the King Henry. Live king. Follow.  
–What means, sir. I confess she? then all sorts, he is trim, captain.

3  
gram

–Fly, and will rid me these news of price. Therefore the sadness of parting, as they say, 'tis done.  
–This shall forbid it should be branded, if renown made it empty.

4  
gram

–King Henry. What! I will go seek the traitor Gloucester. Exeunt some of the watch. A great banquet serv'd in;  
–It cannot be but so.



# Shakespeare as corpus

- $N=884,647$  tokens,  $V=29,066$
- Shakespeare produced 300,000 bigram types out of  $V^2= 844$  million possible bigrams.
  - So 99.96% of the possible bigrams were never seen (have zero entries in the table)
- Quadrigrams worse: What's coming out looks like Shakespeare because it *is* Shakespeare





# The wall street journal is not shakespeare (no offense)

1  
gram

Months the my and issue of year foreign new exchange's september were recession exchange new endorsed a acquire to six executives

2  
gram

Last December through the way to preserve the Hudson corporation N. B. E. C. Taylor would seem to complete the major central planners one point five percent of U. S. E. has already old M. X. corporation of living on information such as more frequently fishing to keep her

3  
gram

They also point to ninety nine point six billion dollars from two hundred four oh six three percent of the rates of interest stores as Mexico and Brazil on market conditions



# Can you guess the author of these random 3-gram sentences?

- They also point to ninety nine point six billion dollars from two hundred four oh six three percent of the rates of interest stores as Mexico and gram Brazil on market conditions
- This shall forbid it should be branded, if renown made it empty.
- “You are uniformly charming!” cried he, with a smile of associating and now and then I bowed and they perceived a chaise and four to wish for.



# The perils of overfitting

- N-grams only work well for word prediction if the test corpus looks like the training corpus
  - In real life, it often doesn't
  - We need to train robust models that generalize!
  - One kind of generalization: Zeros!
    - Things that don't ever occur in the training set
      - But occur in the test set



# Zeros

- Training set:
  - ... denied the allegations
  - ... denied the reports
  - ... denied the claims
  - ... denied the request
- Test set
  - ... denied the offer
  - ... denied the loan

$$P(\text{"offer"} \mid \text{denied the}) = 0$$



# Zero probability bigrams

- Bigrams with zero probability
  - mean that we will assign 0 probability to the test set!
- And hence we cannot compute perplexity (can't divide by 0)!







# Language Modeling

Smoothing: Add-one (Laplace) smoothing





# The intuition of smoothing (from Dan Klein)

- When we have sparse statistics:

$P(w \mid \text{denied the})$


3 allegations

2 reports

1 claims

1 request

7 total



- Steal probability mass to generalize better

$P(w \mid \text{denied the})$

2.5 allegations

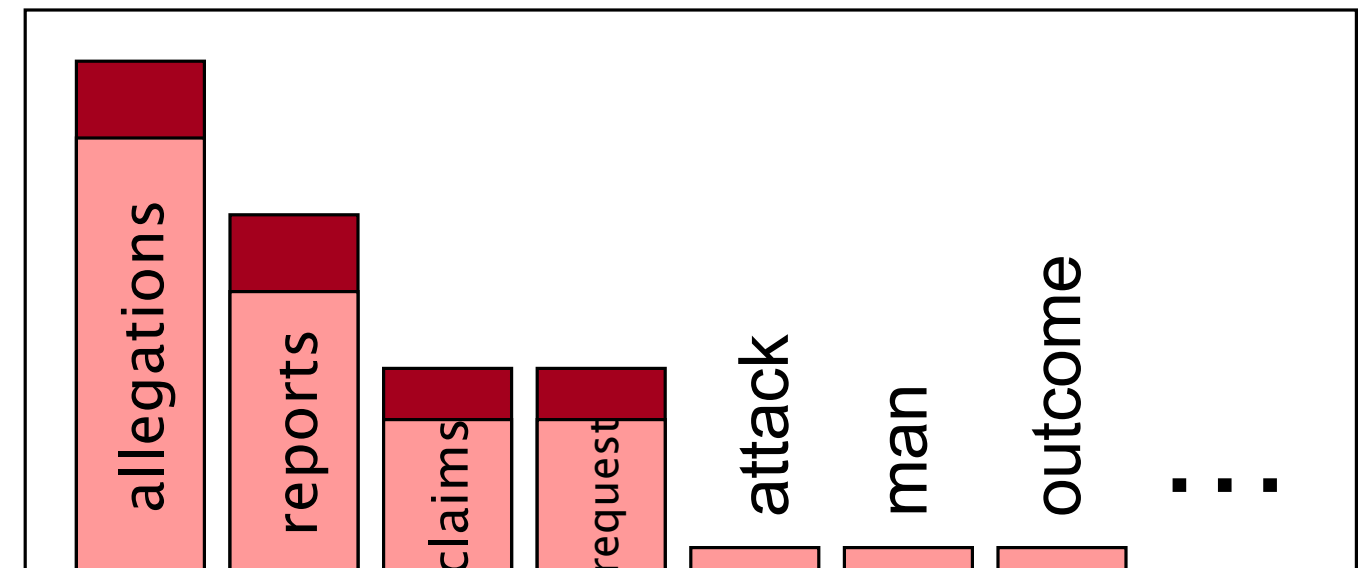
1.5 reports

0.5 claims

0.5 request

**2 other**

7 total





# Add-one estimation

- Also called Laplace smoothing
- Pretend we saw each word one more time than we did
- Just add one to all the counts!

- MLE estimate:

$$P_{MLE}(w_i | w_{i-1}) = \frac{c(w_{i-1}, w_i)}{c(w_{i-1})}$$

- Add-1 estimate:

$$P_{Add-1}(w_i | w_{i-1}) = \frac{c(w_{i-1}, w_i) + 1}{c(w_{i-1}) + V}$$



# Maximum Likelihood Estimates

- The maximum likelihood estimate
  - of some parameter of a model  $M$  from a training set  $T$
  - maximizes the likelihood of the training set  $T$  given the model  $M$
- Suppose the word “bagel” occurs 400 times in a corpus of a million words
- What is the probability that a random word from some other text will be “bagel”?
- MLE estimate is  $400/1,000,000 = .0004$
- This may be a bad estimate for some other corpus
  - But it is the **estimate** that makes it **most likely** that “bagel” will occur 400 times in a million word corpus.



# Berkeley Restaurant Corpus: Laplace smoothed bigram counts

	i	want	to	eat	chinese	food	lunch	spend
i	6	828	1	10	1	1	1	3
want	3	1	609	2	7	7	6	2
to	3	1	5	687	3	1	7	212
eat	1	1	3	1	17	3	43	1
chinese	2	1	1	1	1	83	2	1
food	16	1	16	1	2	5	1	1
lunch	3	1	1	1	1	2	1	1
spend	2	1	2	1	1	1	1	1



# Laplace-smoothed bigrams

$$P^*(w_n | w_{n-1}) = \frac{C(w_{n-1}w_n) + 1}{C(w_{n-1}) + V}$$

	i	want	to	eat	chinese	food	lunch	spend
i	0.0015	0.21	0.00025	0.0025	0.00025	0.00025	0.00025	0.00075
want	0.0013	0.00042	0.26	0.00084	0.0029	0.0029	0.0025	0.00084
to	0.00078	0.00026	0.0013	0.18	0.00078	0.00026	0.0018	0.055
eat	0.00046	0.00046	0.0014	0.00046	0.0078	0.0014	0.02	0.00046
chinese	0.0012	0.00062	0.00062	0.00062	0.00062	0.052	0.0012	0.00062
food	0.0063	0.00039	0.0063	0.00039	0.00079	0.002	0.00039	0.00039
lunch	0.0017	0.00056	0.00056	0.00056	0.00056	0.0011	0.00056	0.00056
spend	0.0012	0.00058	0.0012	0.00058	0.00058	0.00058	0.00058	0.00058





# Reconstituted counts

$$c^*(w_{n-1}w_n) = \frac{[C(w_{n-1}w_n) + 1] \times C(w_{n-1})}{C(w_{n-1}) + V}$$

	i	want	to	eat	chinese	food	lunch	spend
i	3.8	527	0.64	6.4	0.64	0.64	0.64	1.9
want	1.2	0.39	238	0.78	2.7	2.7	2.3	0.78
to	1.9	0.63	3.1	430	1.9	0.63	4.4	133
eat	0.34	0.34	1	0.34	5.8	1	15	0.34
chinese	0.2	0.098	0.098	0.098	0.098	8.2	0.2	0.098
food	6.9	0.43	6.9	0.43	0.86	2.2	0.43	0.43
lunch	0.57	0.19	0.19	0.19	0.19	0.38	0.19	0.19
spend	0.32	0.16	0.32	0.16	0.16	0.16	0.16	0.16



# Compare with raw bigram counts

	i	want	to	eat	chinese	food	lunch	spend
i	5	827	0	9	0	0	0	2
want	2	0	608	1	6	6	5	1
to	2	0	4	686	2	0	6	211
eat	0	0	2	0	16	2	42	0
chinese	1	0	0	0	0	82	1	0
food	15	0	15	0	1	4	0	0
lunch	2	0	0	0	0	1	0	0
spend	1	0	1	0	0	0	0	0

	i	want	to	eat	chinese	food	lunch	spend
i	3.8	527	0.64	6.4	0.64	0.64	0.64	1.9
want	1.2	0.39	238	0.78	2.7	2.7	2.3	0.78
to	1.9	0.63	3.1	430	1.9	0.63	4.4	133
eat	0.34	0.34	1	0.34	5.8	1	15	0.34
chinese	0.2	0.098	0.098	0.098	0.098	8.2	0.2	0.098
food	6.9	0.43	6.9	0.43	0.86	2.2	0.43	0.43
lunch	0.57	0.19	0.19	0.19	0.19	0.38	0.19	0.19
spend	0.32	0.16	0.32	0.16	0.16	0.16	0.16	0.16





# Add-1 estimation is a blunt instrument

- So add-1 isn't used for N-grams:
  - We'll see better methods
- But add-1 is used to smooth other NLP models
  - For text classification
  - In domains where the number of zeros isn't so huge.







# Backoff and Interpolation

- Sometimes it helps to use **less** context
  - Condition on less context for contexts you haven't learned much about
- **Backoff:**
  - use trigram if you have good evidence,
  - otherwise bigram, otherwise unigram
- **Interpolation:**
  - mix unigram, bigram, trigram
- Interpolation works better



# Linear Interpolation

- Simple interpolation

$$\hat{P}(w_n | w_{n-2} w_{n-1}) = \lambda_1 P(w_n | w_{n-2} w_{n-1}) + \lambda_2 P(w_n | w_{n-1}) + \lambda_3 P(w_n) \quad \sum_i \lambda_i = 1$$

- Lambdas conditional on context:

$$\hat{P}(w_n | w_{n-2} w_{n-1}) = \lambda_1(w_{n-2}^{n-1}) P(w_n | w_{n-2} w_{n-1}) + \lambda_2(w_{n-2}^{n-1}) P(w_n | w_{n-1}) + \lambda_3(w_{n-2}^{n-1}) P(w_n)$$





# How to set the lambdas?

- Use a **held-out** corpus

Training Data

Held-Out  
Data

Test  
Data

- Choose  $\lambda$ s to maximize the probability of held-out data:
  - Fix the N-gram probabilities (on the training data)
  - Then search for  $\lambda$ s that give largest probability to held-out set:

$$\log P(w_1 \dots w_n \mid M(\lambda_1 \dots \lambda_k)) = \sum_i \log P_{M(\lambda_1 \dots \lambda_k)}(w_i \mid w_{i-1})$$



# Unknown words: Open versus closed vocabulary tasks

- If we know all the words in advanced
  - Vocabulary  $V$  is fixed
  - Closed vocabulary task
- Often we don't know this
  - **Out Of Vocabulary** = OOV words
  - Open vocabulary task
- Instead: create an unknown word token  $\langle \text{UNK} \rangle$ 
  - Training of  $\langle \text{UNK} \rangle$  probabilities
    - Create a fixed lexicon  $L$  of size  $V$
    - At text normalization phase, any training word not in  $L$  changed to  $\langle \text{UNK} \rangle$
    - Now we train its probabilities like a normal word
  - At decoding time
    - If text input: Use UNK probabilities for any word not in training





# Huge web-scale n-grams

- How to deal with, e.g., Google N-gram corpus
- Pruning
  - Only store N-grams with count  $>$  threshold.
    - Remove singletons of higher-order n-grams
  - Entropy-based pruning
- Efficiency
  - Efficient data structures like tries
  - Bloom filters: approximate language models
  - Store words as indexes, not strings
    - Use Huffman coding to fit large numbers of words into two bytes
  - Quantize probabilities (4-8 bits instead of 8-byte float)



# Smoothing for Web-scale N-grams

- “Stupid backoff” (Brants *et al.* 2007)
- No discounting, just use relative frequencies

$$S(w_i | w_{i-k+1}^{i-1}) = \begin{cases} \frac{\text{count}(w_{i-k+1}^i)}{\text{count}(w_{i-k+1}^{i-1})} & \text{if } \text{count}(w_{i-k+1}^i) > 0 \\ 0.4S(w_i | w_{i-k+2}^{i-1}) & \text{otherwise} \end{cases}$$

$$S(w_i) = \frac{\text{count}(w_i)}{N}$$



# N-gram Smoothing Summary

- Add-1 smoothing:
  - OK for text categorization, not for language modeling
- The most commonly used method:
  - Extended Interpolated Kneser-Ney
- For very large N-grams like the Web:
  - Stupid backoff

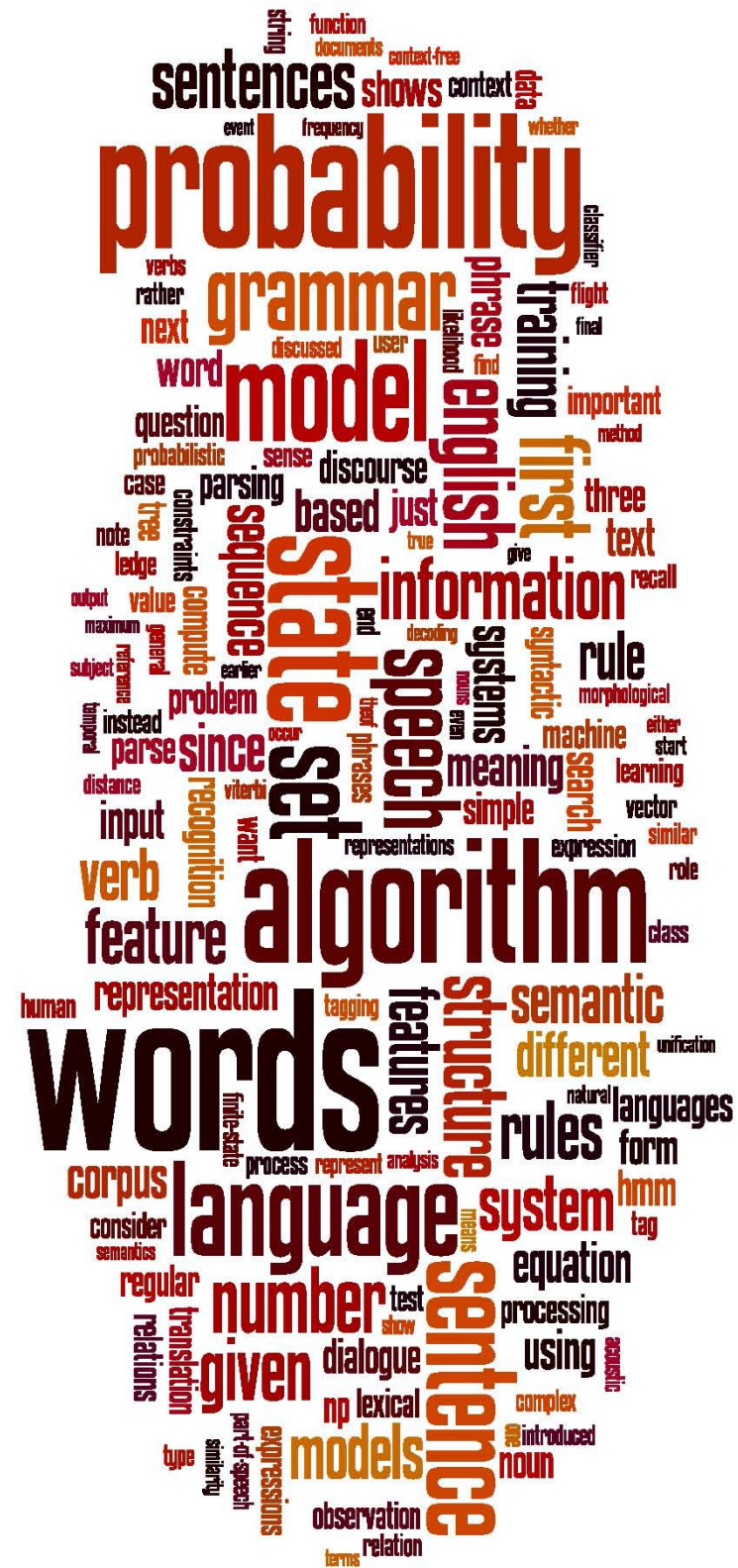


# Advanced Language Modeling

- Discriminative models:
  - choose n-gram weights to improve a task, not to fit the training set
- Parsing-based models
- Caching Models
  - Recently used words are more likely to appear

$$P_{CACHE}(w | history) = \lambda P(w_i | w_{i-2}w_{i-1}) + (1 - \lambda) \frac{c(w \in history)}{|history|}$$

- These perform very poorly for speech recognition (why?)



# Language Modeling

Interpolation, Backoff,  
and Web-Scale LMs