

# Social Networks

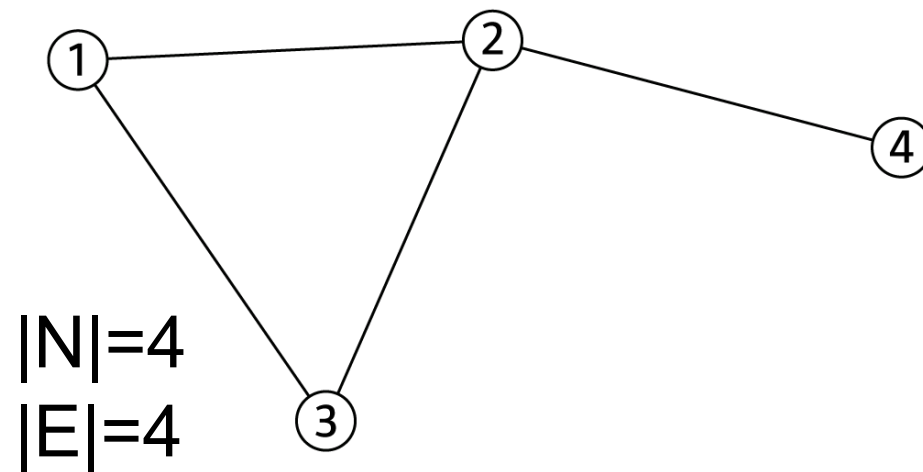
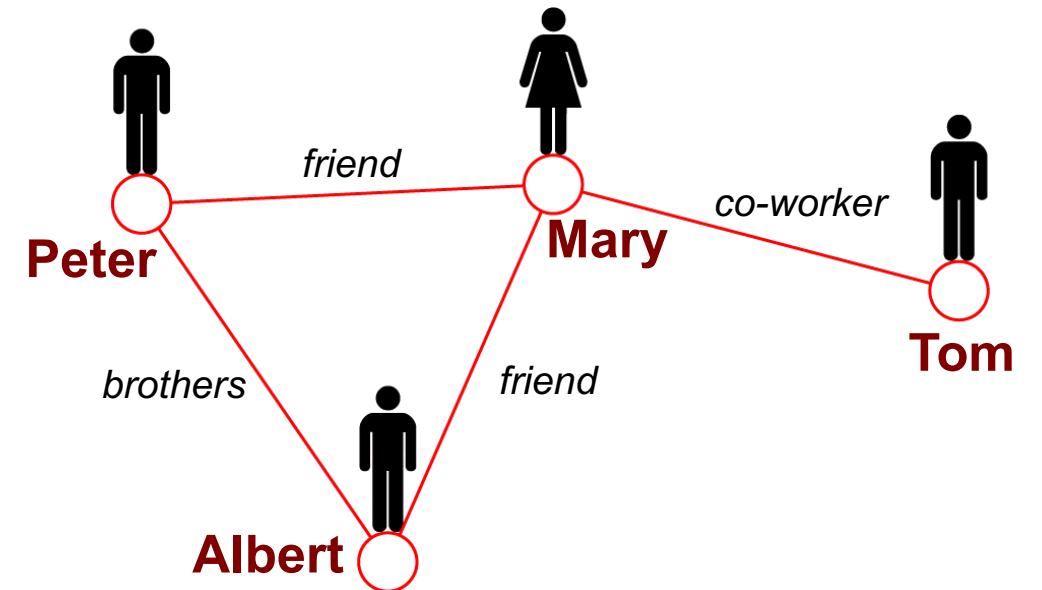
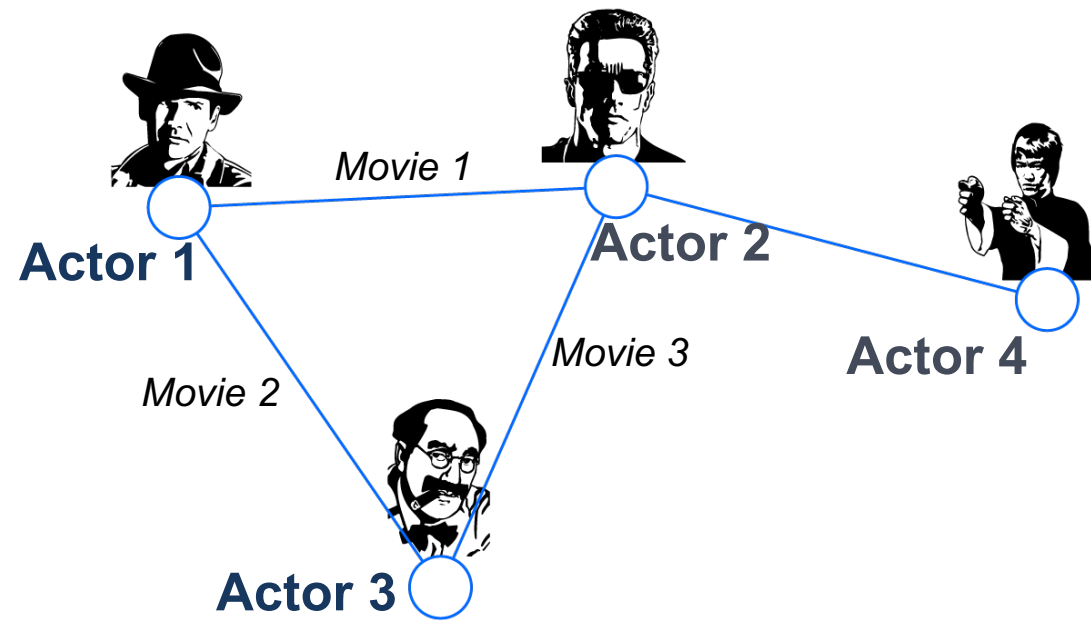
Social  
Networks &  
Power Laws

# What is a social network?

A graph metaphor for studying the relationships/interactions among a group of people

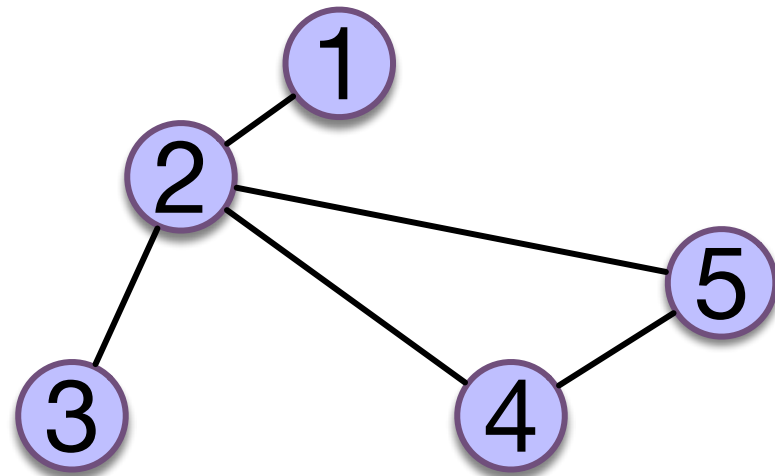
<b>People:</b> vertices/nodes	$V$
<b>Relationship:</b> edges	$E$
<b>System:</b> network, graph	$G(V,E)$

# 3 Sample Graphs



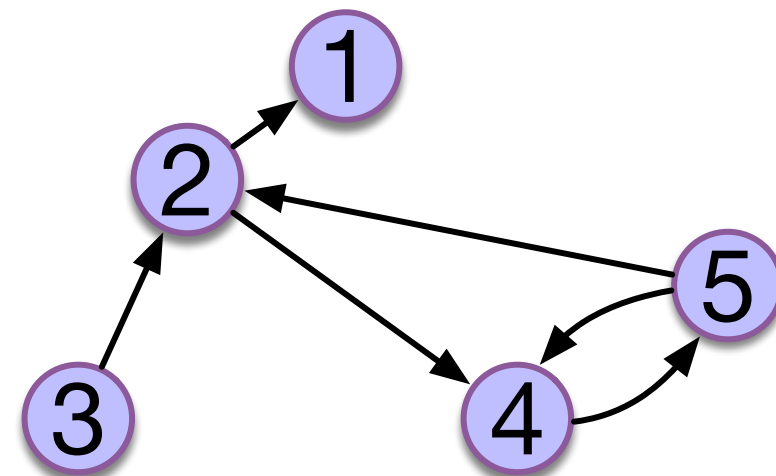
# Networks can be undirected or directed

## Undirected



Friendship on Facebook  
Actor Collaborations  
Twitter conversations

## Directed



Citations  
Following on Twitter or IG

# Some useful properties of nodes

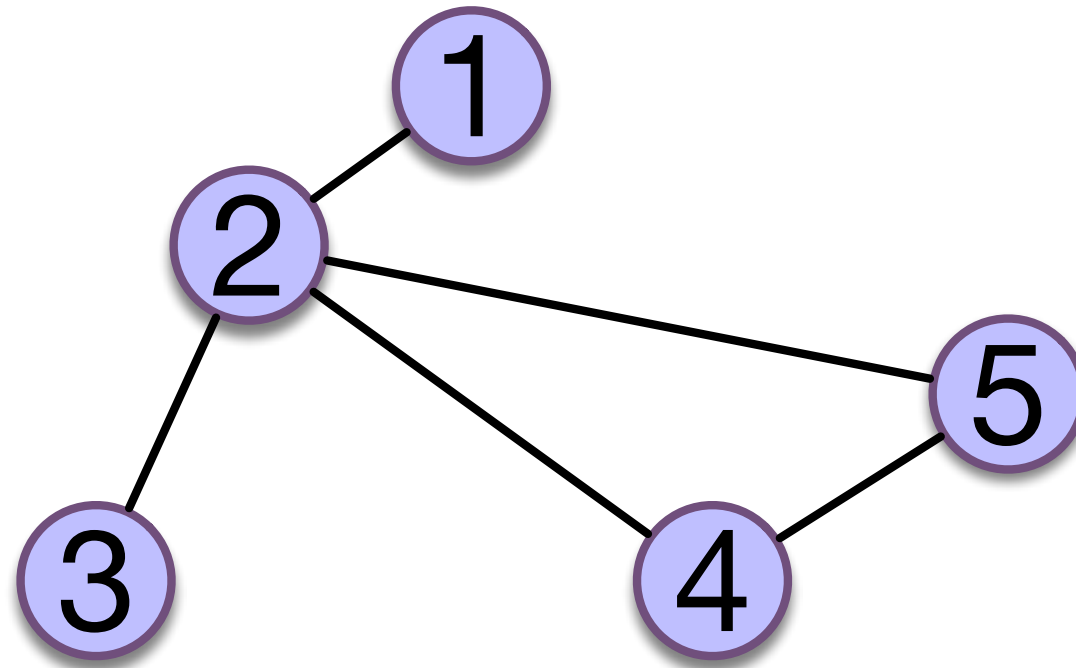
## Centrality Measures

- Degree (Undirected, in-degree, out-degree)
- Betweenness Centrality

## Clustering Coefficient

# Measuring Centrality: Degree

Node degree  $k_i$ : the number of edges touching node  $i$



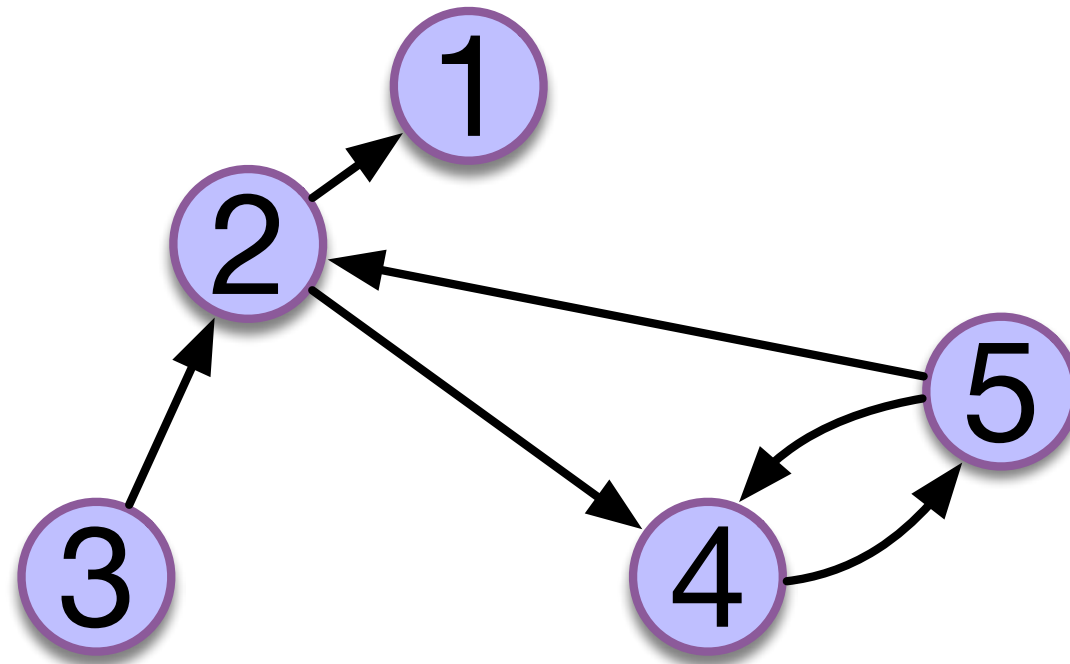
$$k_2=4$$

$$k_1=k_3=1$$

$$k_4=k_5=2$$

# Measuring Centrality: in-degree

Node in-degree  $k^{in}_i$ : the number of edges into node  $i$



$$k^{in}_2 = k^{in}_4 = 2$$

$$k^{in}_1 = k^{in}_5 = 1$$

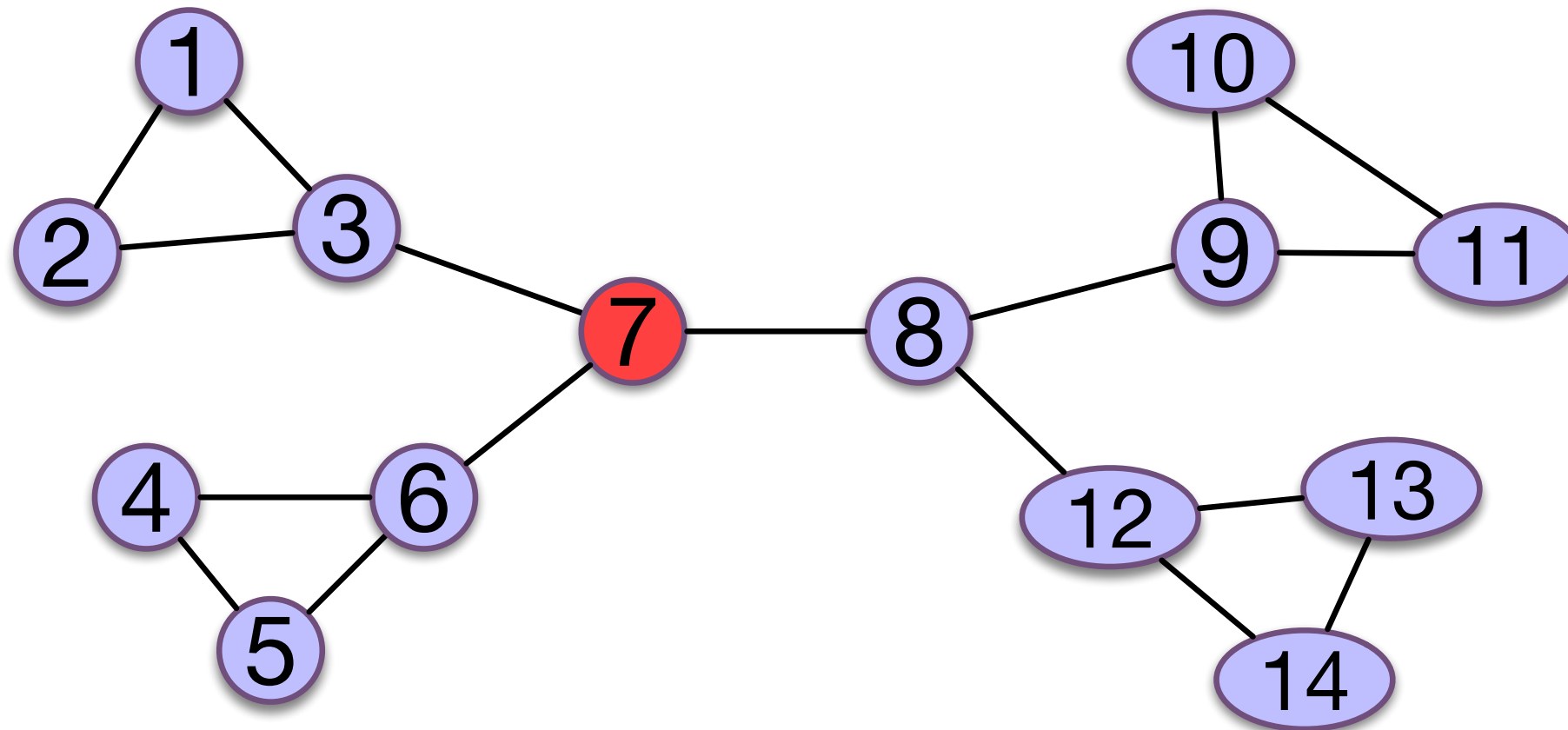
$$k^{in}_3 = 0$$

# Betweenness Centrality

A node with high **betweenness**

- lots of shortest paths between nodes must pass through it
- is a bottleneck for information flow in the network

**Betweenness** of node 7 should be high





# Betweenness Centrality

The **betweenness** of a node A (or an edge A-B)=

number of shortest paths that go through A (or A-B)

---

total number of shortest paths that exist between all pairs of nodes

# Betweenness

$$b_A = \frac{\text{number of shortest paths that go through A}}{\text{total number of shortest paths between all pairs of nodes}}$$

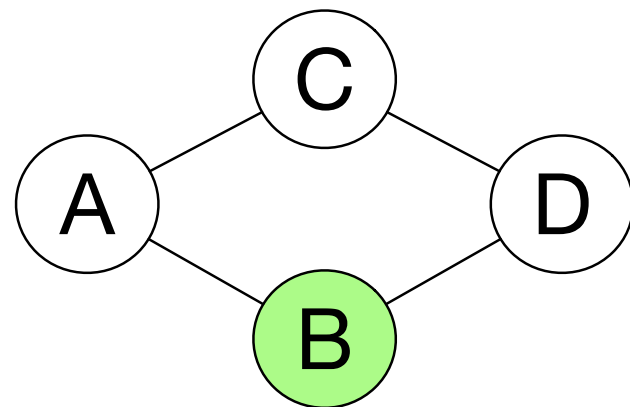
More formally:

$$b_j = \sum_{i=1}^n \sum_{k=1}^n \frac{s_{ik}(j)}{s_{ik}}, i \neq j \neq k$$

Where:  $s_{ik}$  = the # of shortest paths between  $i$  and  $k$

$s_{ik}(j)$  = the # of shortest paths between  $i$  and  $k$  that go through  $j$

Betweenness of B?



	<u># sh. paths through B</u>	<u># shortest paths</u>
A,C	0	1
A,D	1	2
C,D	0	1

Centrality  $b_B$   
= 1/4

# Clustering coefficient

$C_A$  for a node A: what % of my friends know each other?

- A has 3 friends (B,C,D), 3 possible links (B-C, B-D, C-D)

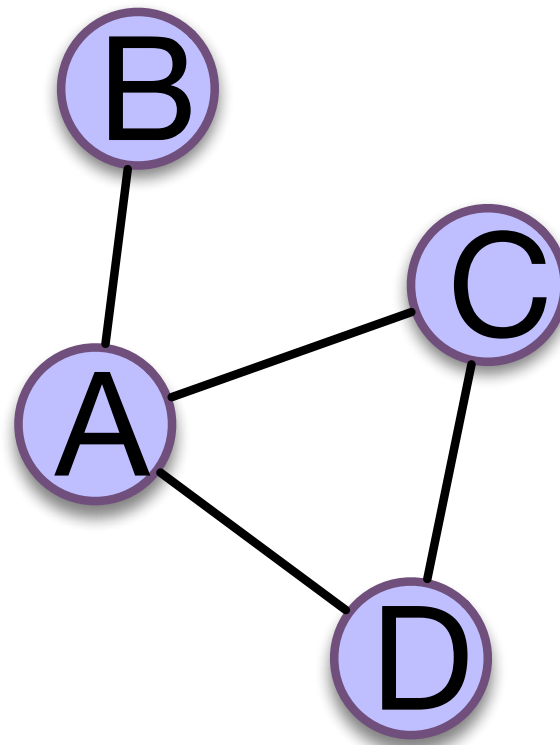
- Only C-D exists

- $C_A = 1/3$

- How about  $C_C$ ?

- $C_C = 1/1$

- Ranges from 0 (no friends know each other) to 1 (all do)



$$C = \frac{\text{\# of edges between A's friends}}{n_A * (n_A - 1) / 2}$$

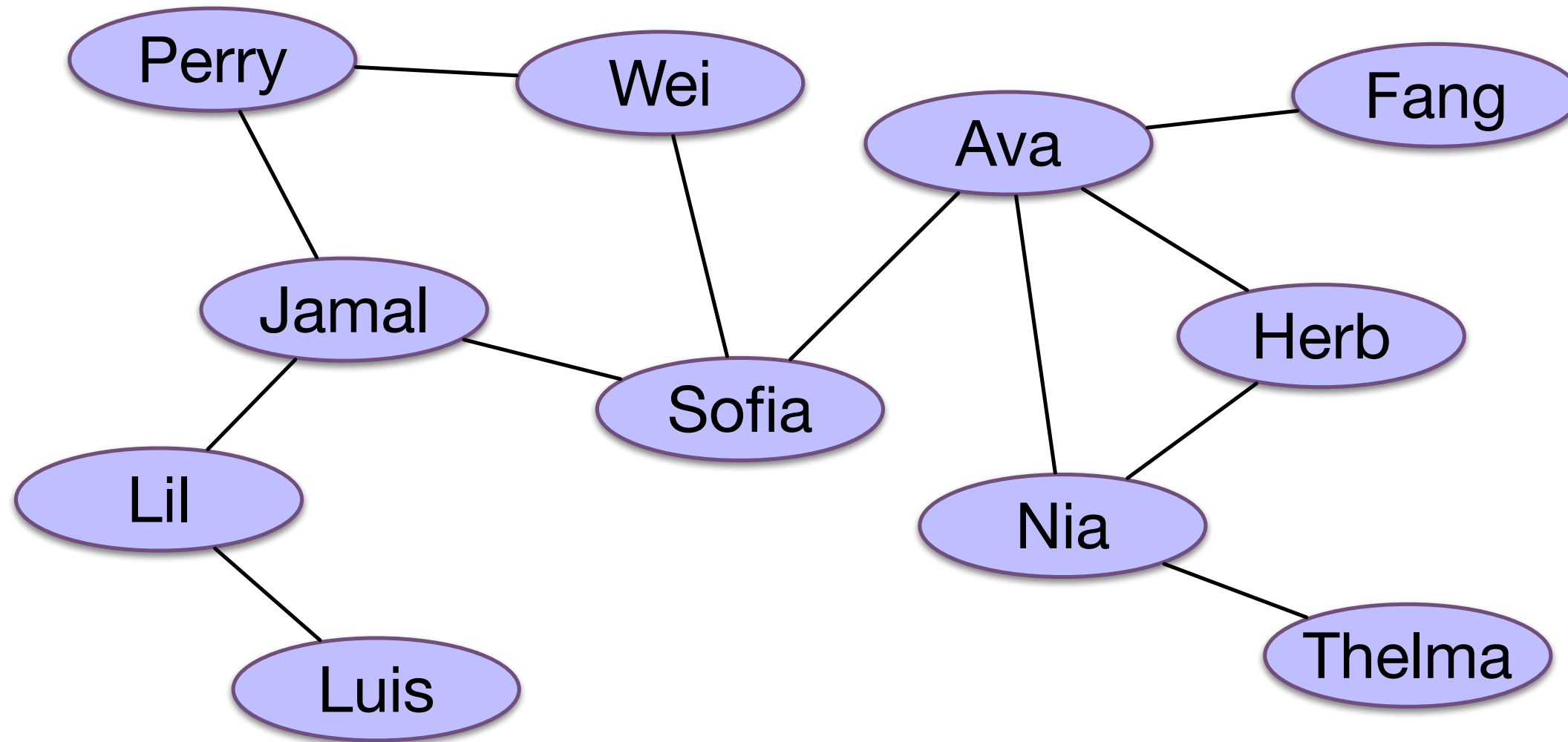
# Social Networks

Social  
Networks &  
Power Laws

# Small Worlds


Social  
Networks &  
Power Laws

# "6 Degrees of Separation"?



Small world: people are connected by small # of links

# The Kevin Bacon number



[Genevieve,](#)  
[Wikimedia Commons](#)

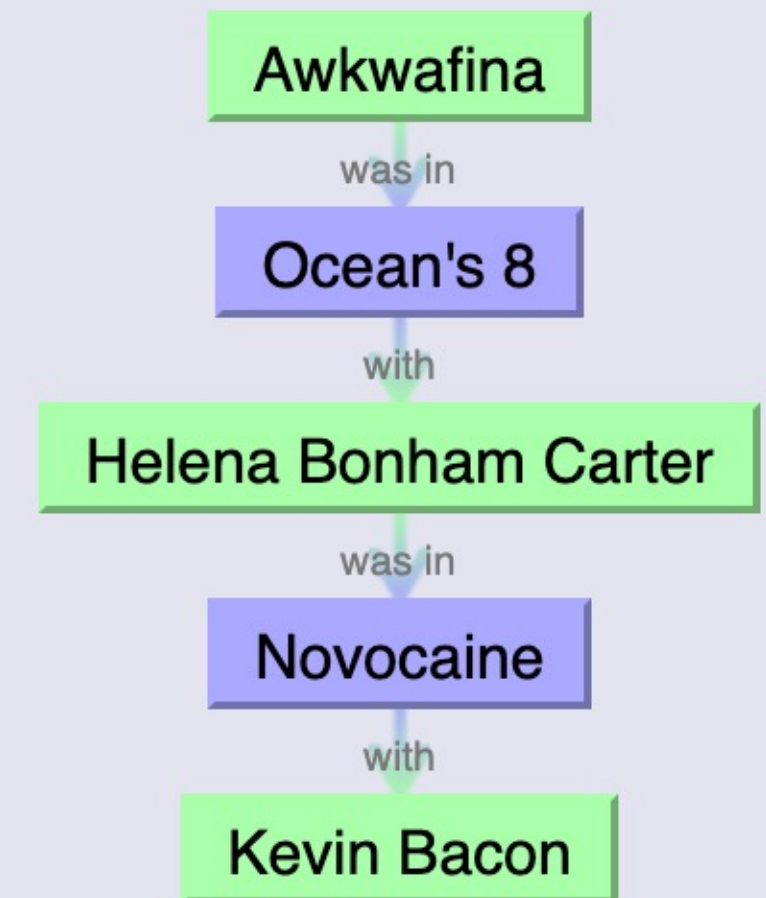
Create a network of movie actors

Connect 2 actors if they're in the same movie

Count the number of steps to Kevin Bacon

Almost all actors have Bacon numbers  $\leq 4$

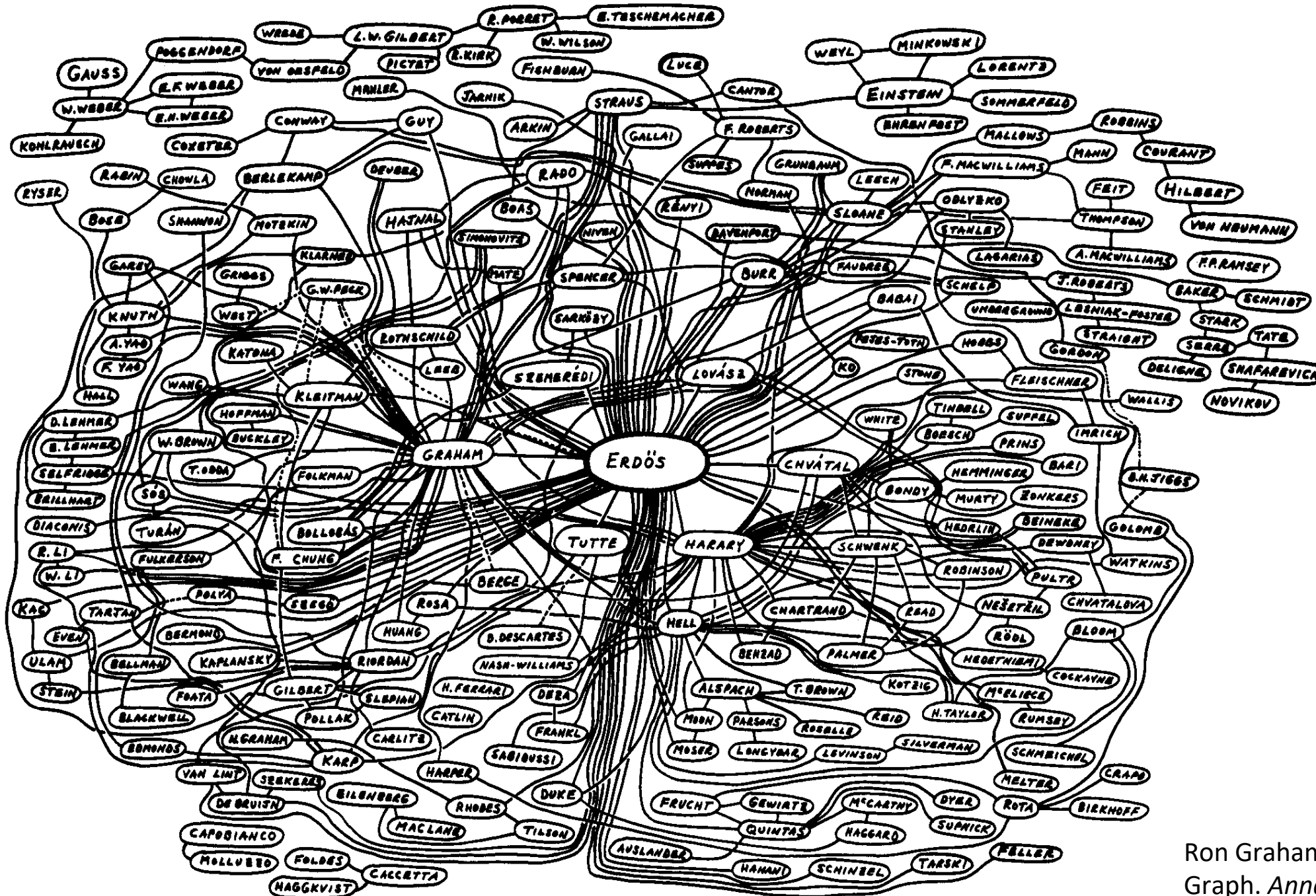
**awkwafina** has a Bacon number of 2.



# Erdős numbers are small too



[Topsy Kretts](#)  
[Wikimedia Commons](#)

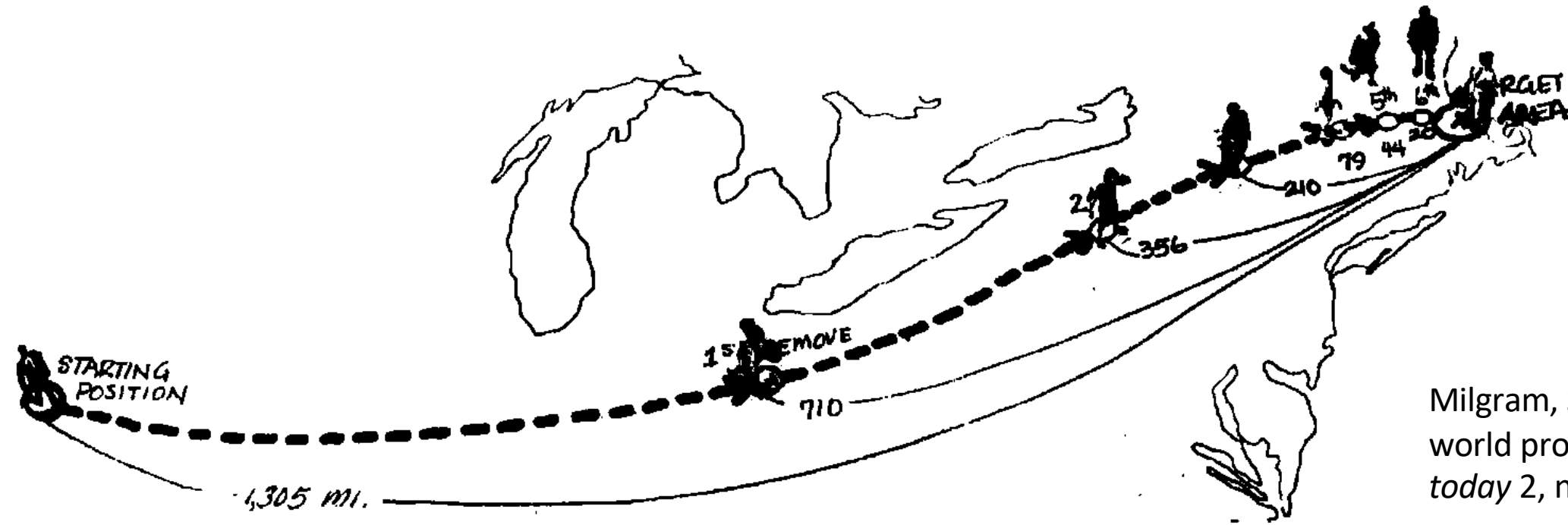


Ron Graham. 1979. On Properties of a Well-Known Graph. *Annals N.Y. Acad. Sci.* 328 (1979), 166-172.



# The Milgram Small World Experiment

How to find the typical shortest path between any two people?



Milgram, Stanley. "The small world problem." *Psychology today* 2, no. 1 (1967): 60-67.

- Travers and Milgram (1969): Asked 300 people in Omaha NE and Boston
  - Get a letter to a stock-broker in Boston by passing it through friends
- How many steps did it take?

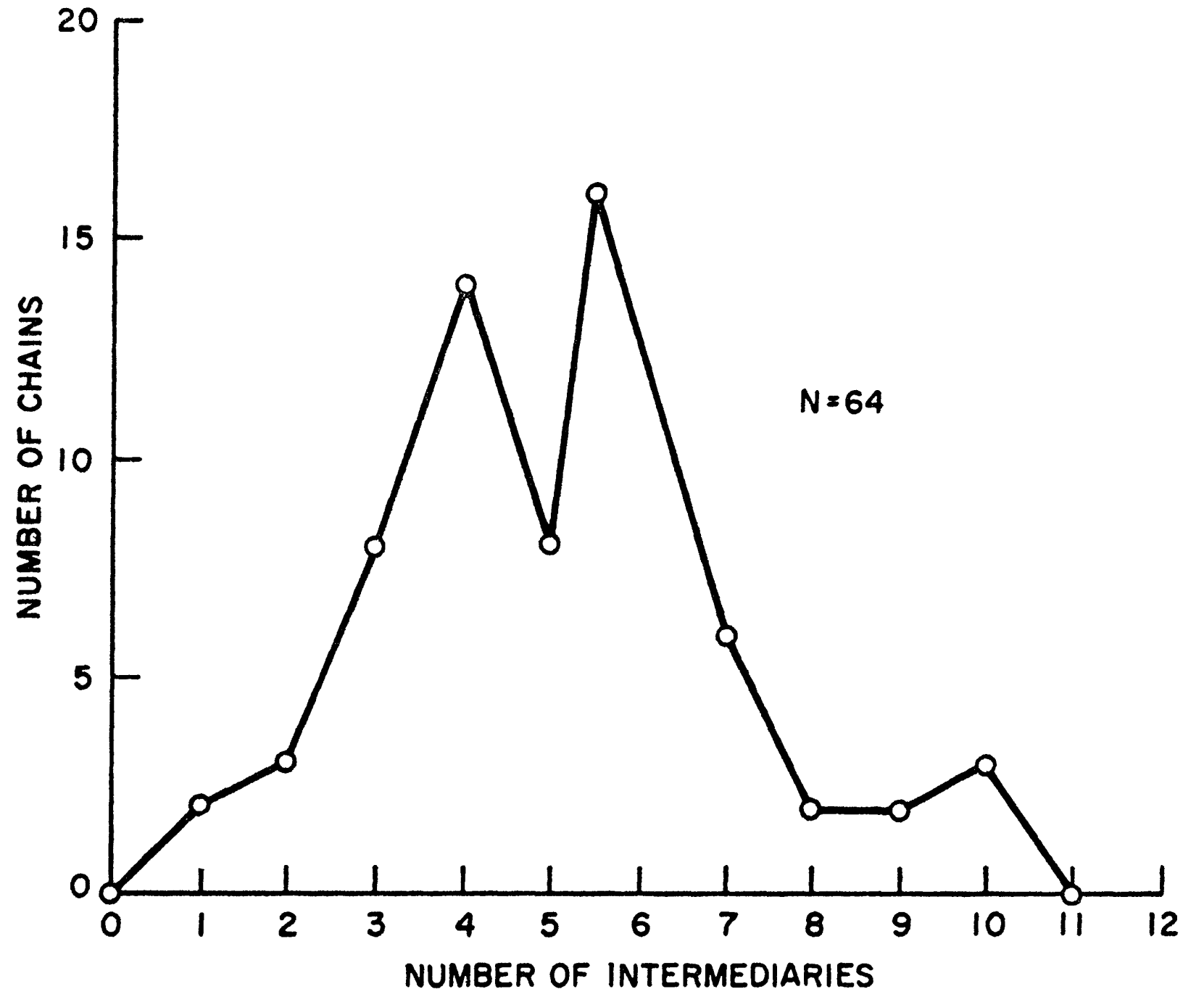
Travers, J., & Milgram, S. (1969). An exploratory study of the small world problem. *Sociometry*, 32, 425-43.

# The Milgram small world experiments

It took 4.4-5.7 intermediaries on average

**“Six degrees of separation”**

Most letters passed through 2 “hub” people



# Problems with Milgram experiment

## Not enough data

- Only 300 observations to start
- Of those, only 64 letters made it through

## Almost certainly an overestimate

- People may not find actual shortest path

# Online small world: Facebook friends

721 million users  
69 billion friendship links



[Paul Butler, Facebook](#)

99.6% of all pairs of users connected by paths of 5 degrees (6 hops)

92% are connected by only four degrees (5 hops).

Average: 3.74 intermediaries/degrees (4.74 hops)

Four degrees of separation

Backstrom, Lars, Paolo Boldi, Marco Rosa, Johan Ugander, and Sebastiano Vigna. "Four degrees of separation." In *Proceedings of the 4th Annual ACM Web Science Conference*, pp. 33-42. 2012.

# Fun facts: Origins of the “Six degrees” hypothesis

Hungarian writer Karinthy’s 1929 play “Chains”  
(Láncszemek)

- [https://djjr-courses.wdfiles.com/local--files/soc180%3Akarinthy-chain-links/Karinthy-Chain-Links\\_1929.pdf](https://djjr-courses.wdfiles.com/local--files/soc180%3Akarinthy-chain-links/Karinthy-Chain-Links_1929.pdf)

# Why is the world small? What are the implications?

Duncan Watts: Small world is interesting because:

1. The network is **large** -  $O(\text{Billions})$
2. The network is **sparse** - people are connected to a small fraction of the total network
3. The network is **decentralized** -- no single (or small #) of stars
4. The network is highly **clustered** -- most friendship circles are overlapping

# Watts and Strogatz (1998) Model

A **small world graph**: very clustered (high  $C$ ) but small path-length (low  $L$ )

## 1) Clustering coefficient $C$

- How many of my friends know each other
- Averaged over all nodes: the average local density

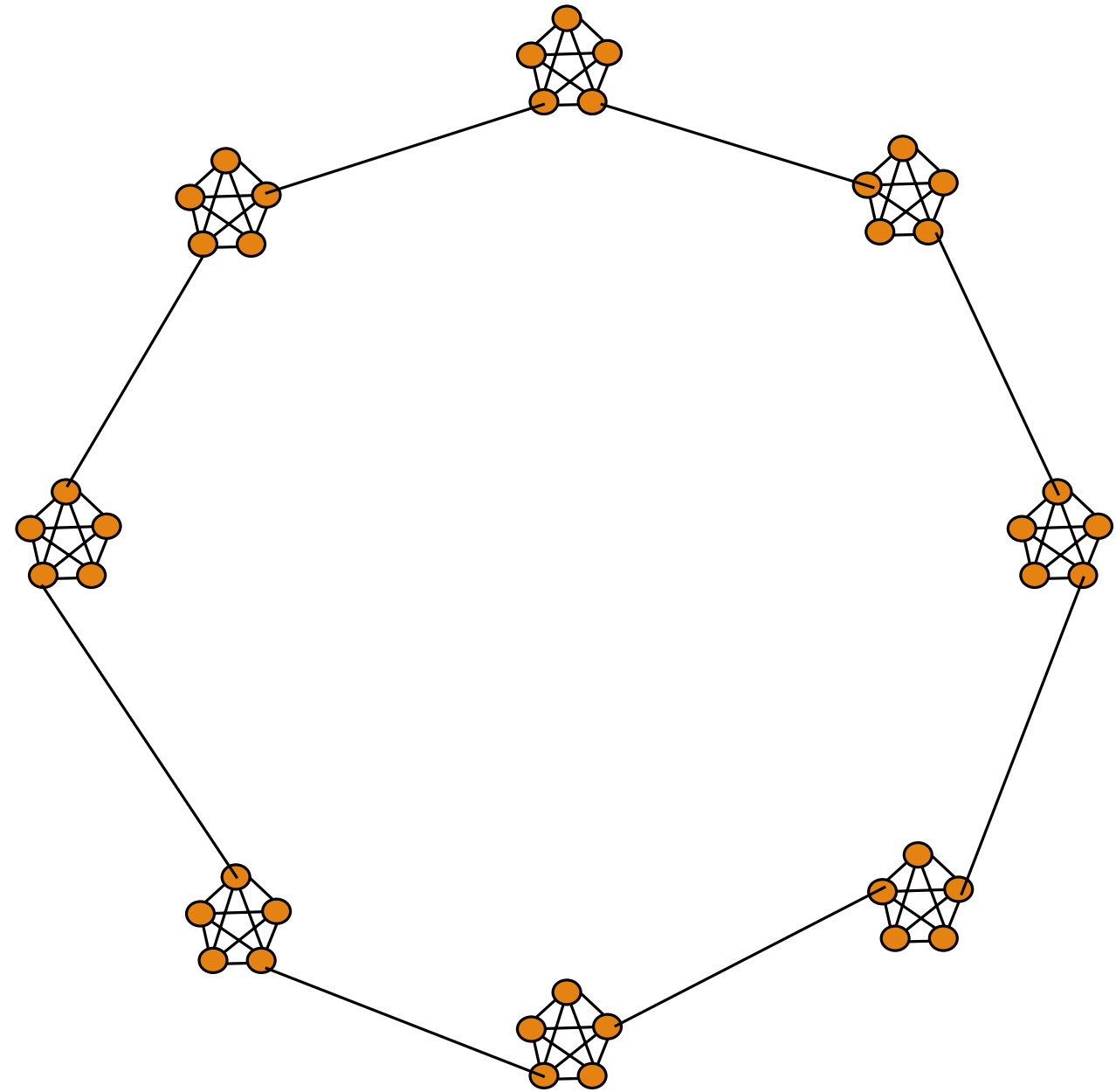
## 2) Characteristic path length $L$

- The average length of the shortest paths connecting any two nodes.

*(Note: this is not quite the same as the **diameter** of the graph, which is the **maximum** shortest path connecting any two nodes)*

# Watts and Strogatz (1998) "Caveman Network"

- Everyone in a cave knows each other
- A few people make connections
- Are C and L high or low?
- C high, L high

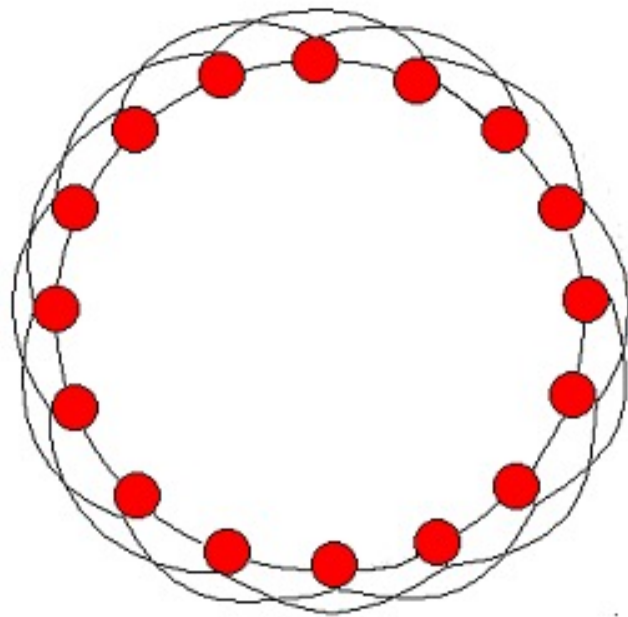




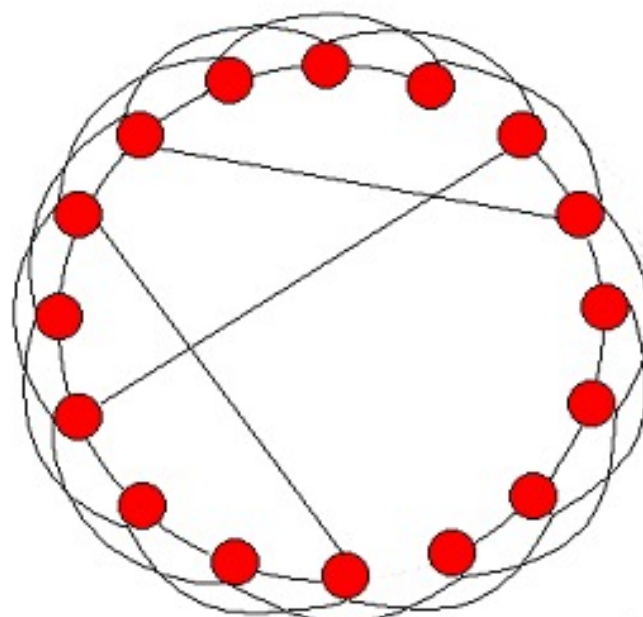
# Watts and Strogatz 1998 model

Start with a ring, where every node is connected to the next  $z$  nodes ( a regular lattice)

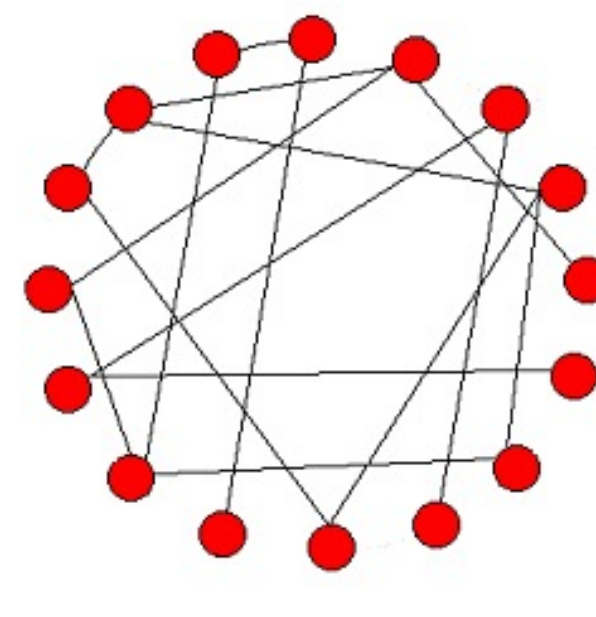
With probability  $p$ , **rewire** every edge (or, add a **shortcut**) to a random, uniformly chosen destination.



$p = 0$   
lattice



$0 < p < 1$   
small world



$p = 1$   
random

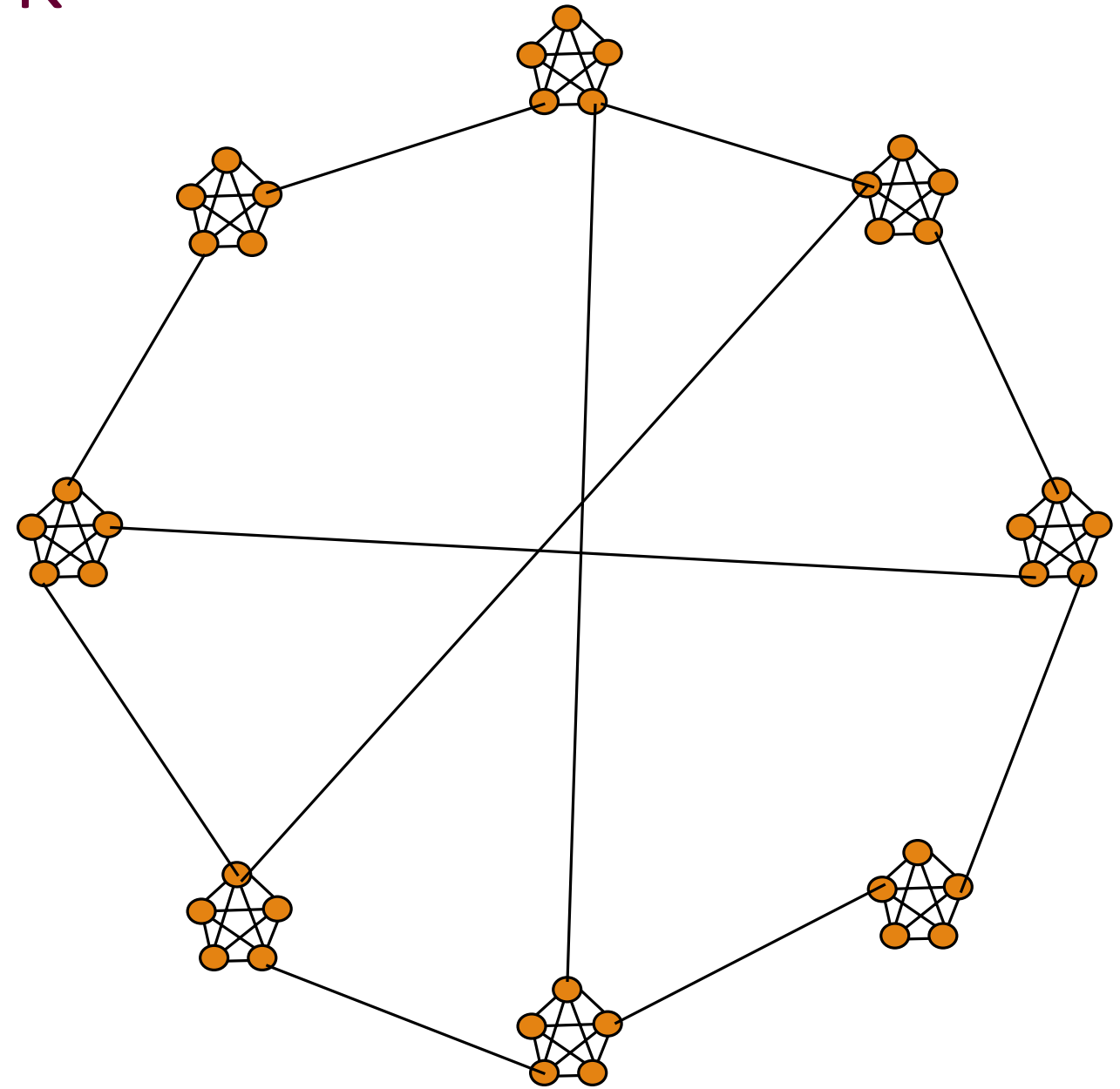
# Why does this work? Key is fraction of shortcuts in the network

In a highly clustered, ordered network, a single random connection will create a shortcut that lowers  $L$  dramatically

Without big changes in  $C$

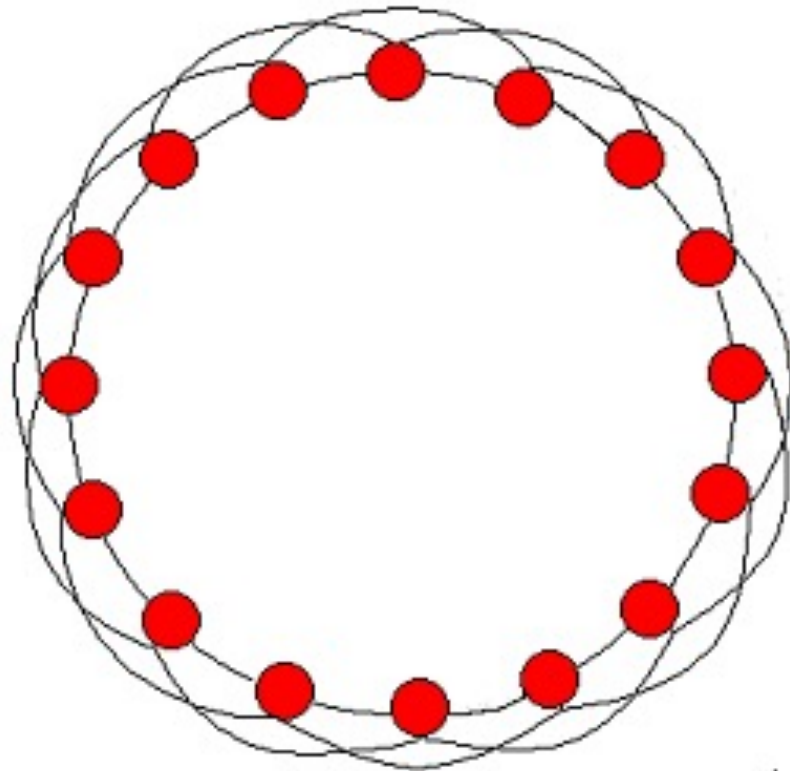
Small world: very clustered (high  $C$ ) but small path-length (low  $L$ )

**Small world** properties can be created by a small number of shortcuts



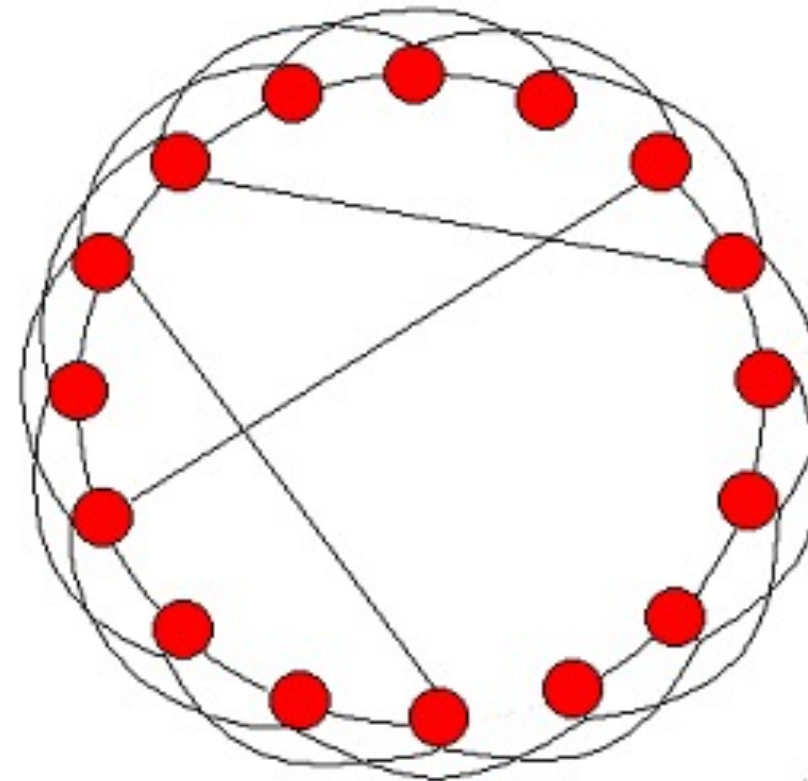
# Clustering and Path length

**Lattice**



**High C**  
**High L**

**Small world**



**High C**  
**Low L**

# Small World: Summary

Can a network with high clustering be a small world?

- Yes! You don't need more than a few random links

The **Watts Strogatz Model**:

- Provides insight on the interplay between clustering and the small-world
- Captures the structure of many realistic networks
- Accounts for the high clustering of real networks

# Small Worlds

Social  
Networks &  
Power Laws

Social  
Networks &  
Power Laws

Weak Links

# Weak links

In the 1960s, Mark Granovetter studied how people find jobs.

He found out that most job referrals were through personal contacts.

But more by acquaintances and not close friends.

**Why didn't jobs come from close friends?**

Mark Granovetter. The strength of weak ties. American Journal of Sociology, 78:1360- 1380, 1973.

# Triadic Closure

“If two people in a social network have a friend in common, then there is an increased likelihood that they will become friends themselves at some point in the future.” (Anatol Rapoport 1953)

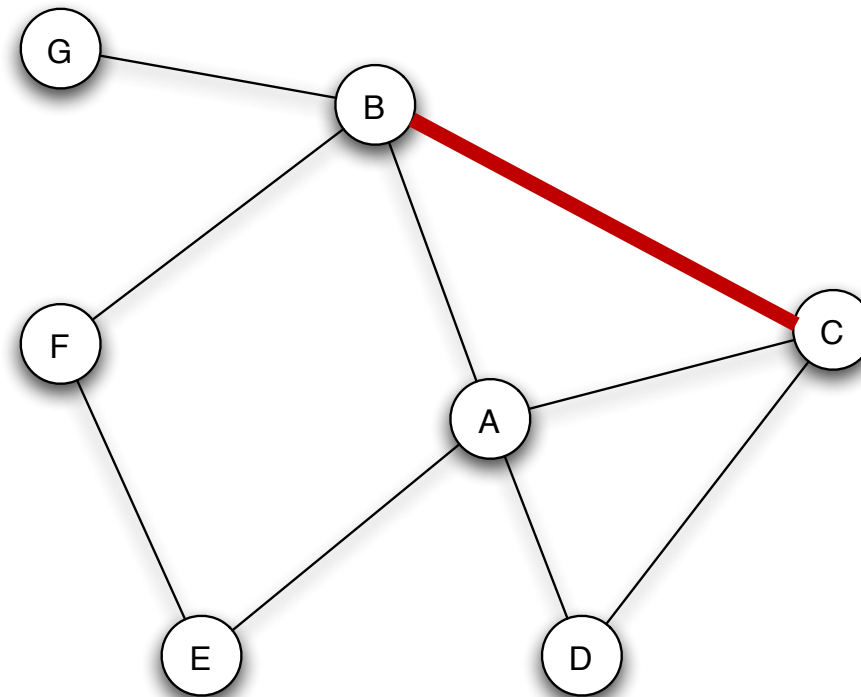


Figure from D. Easley and J. Kleinberg. 2010. Networks, Crowds, and Markets. Cambridge

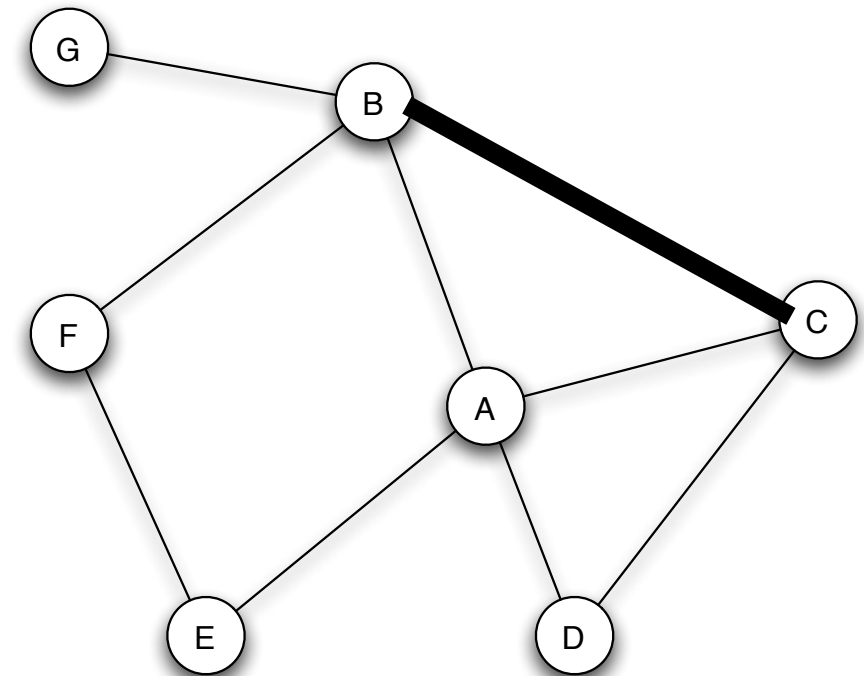


# Reminder: clustering coefficient $C$

$C_A$  of a node  $A$  is the percentage of friends of  $A$  who are friends themselves

$C_A$  before new edge =  $1/6$

(of B-C, B-D, B-E, **C-D**, C-E, D-E)



$C_A$  after new edge? =  $2/6$

**Triadic closure** leads to higher clustering coefficients

# Why Triadic Closure?

1. We meet our friends through other friends
  - B and C have **opportunity** to meet through A
2. B and C's mutual friendship with A gives them a reason to **trust** A
3. A has incentive to bring B and C together to avoid **stress**:
  - if A is friends with two people who don't like each other it causes stress

# An aside about the importance of triangles

Bearman, Peter S., and James Moody. "Suicide and friendships among American adolescents." *American Journal of Public Health* 94, no. 1 (2004): 89-95.

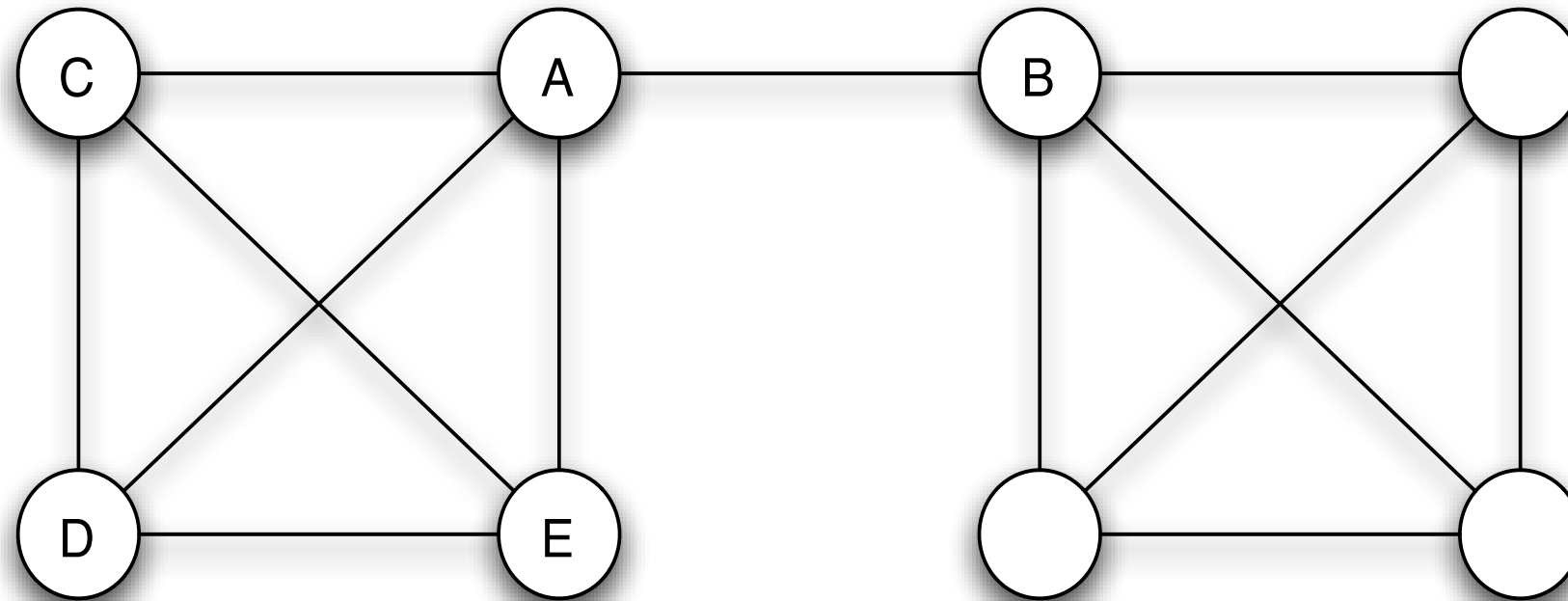
Famous, replicated Bearman and Moody result

Adolescents with low clustering coefficients in their friend network more likely to consider suicide.

Lack of triangles correlates with lack of social groups

# Bridges

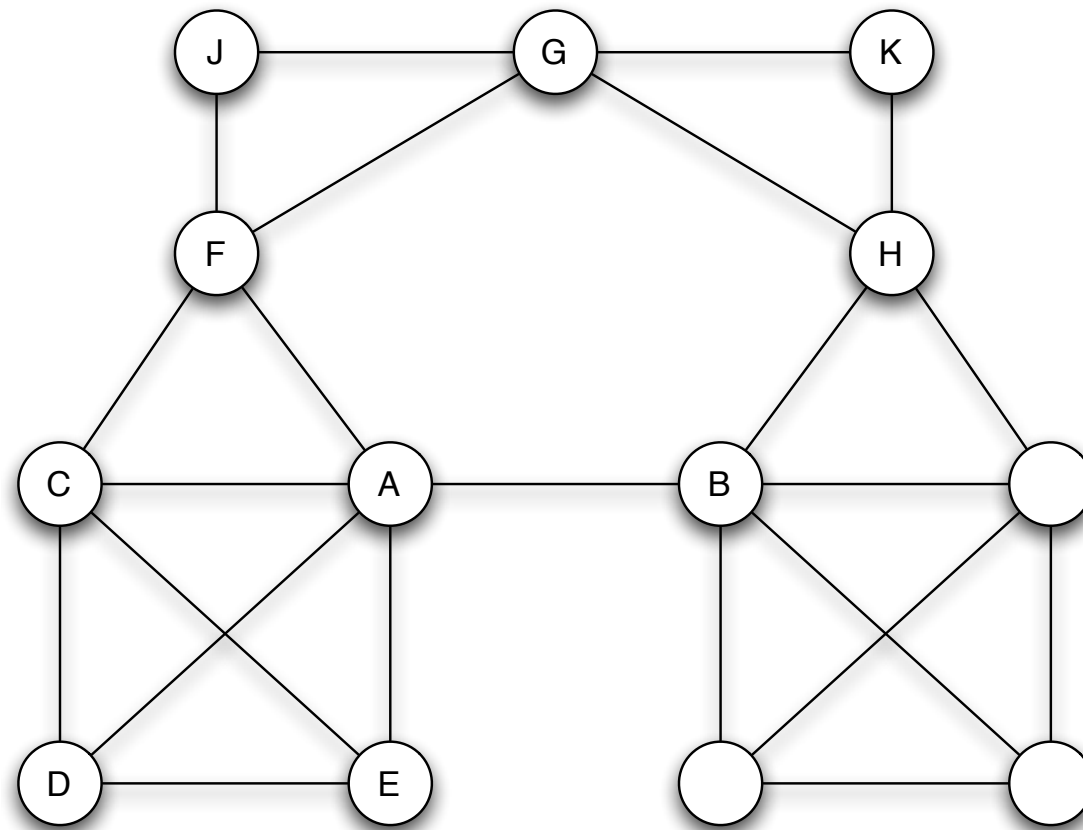
A bridge is an edge whose removal places A and B in different components



If A is going to get new information (like a job) that she doesn't already know about, it might come from B

# Local Bridge

A local bridge is an edge  $X$ - $Y$  where  $X, Y$  have no friends in common (a local bridge does not form the side of any triangle)



If A is going to get new information (like a job) that she doesn't already know about, it might come from B

# Strong and Weak Ties

Some ties are stronger

- closer friendships
- more time spent together

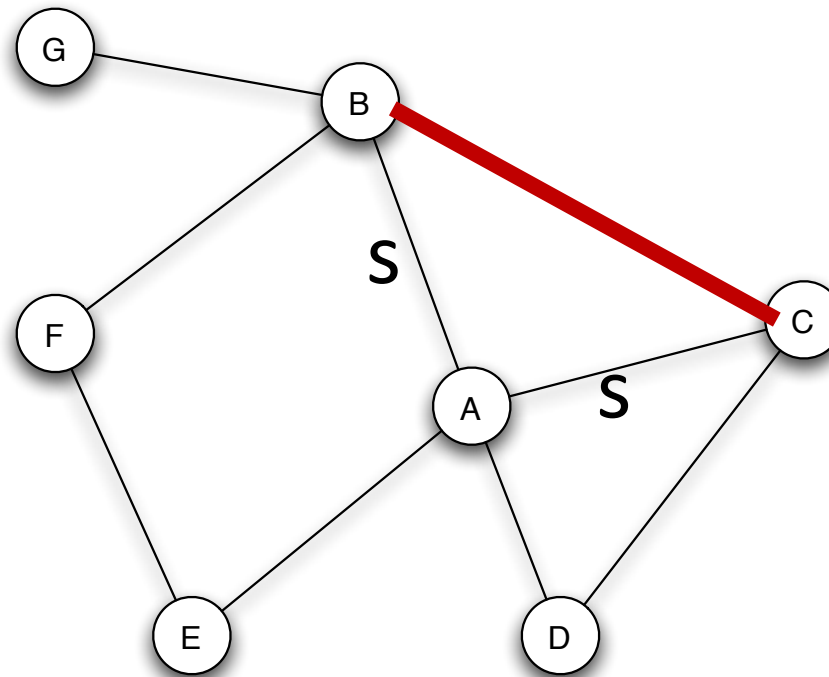
Simplifying assumption

- ties are either strong (**s**) or weak (**w**)

# Strong ties and triadic closure

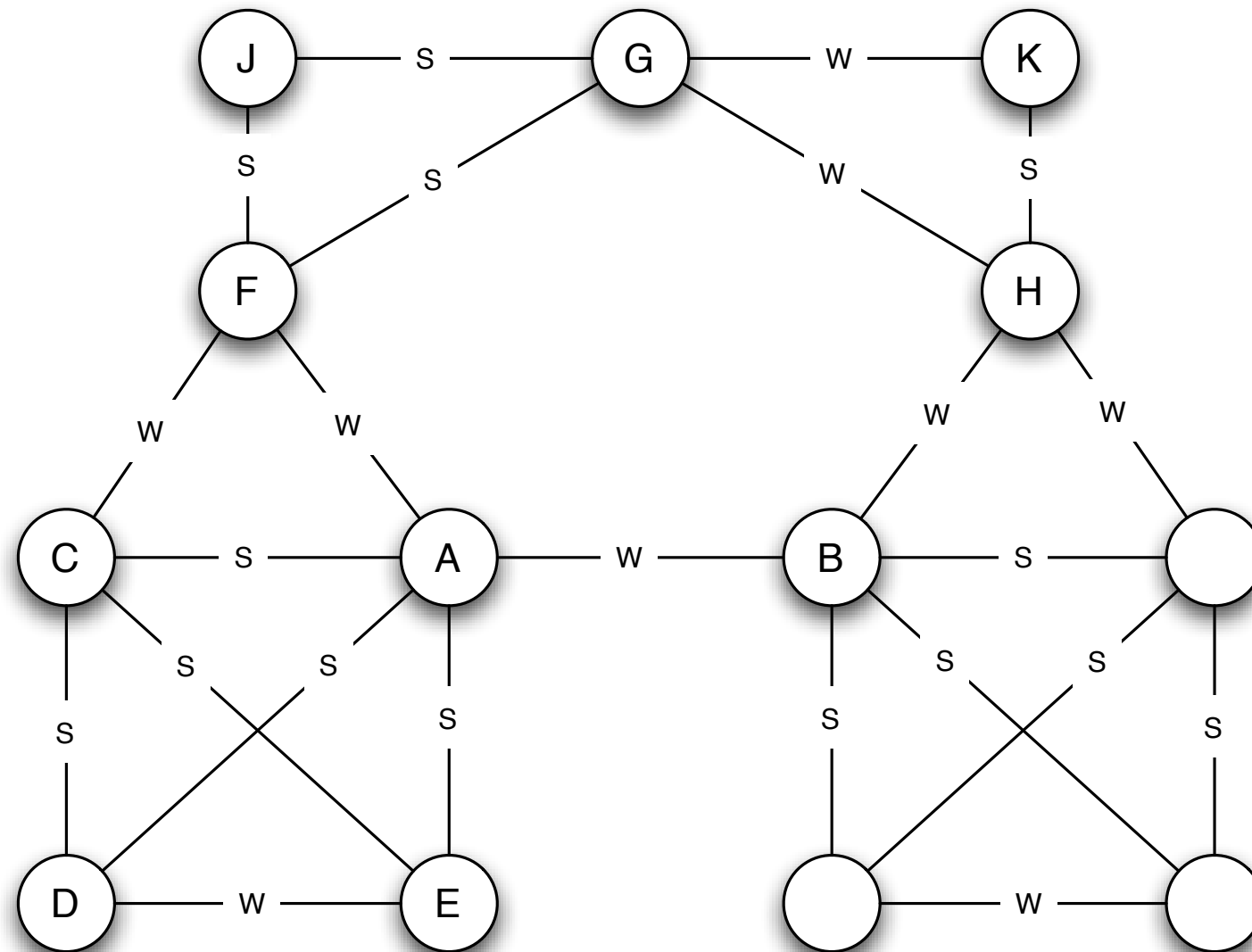
The new B-C edge more likely to form if A-B and A-C are **strong** ties

More extreme: if A has strong ties to B and to C, there **must** be an edge B-C



# Strong triadic closure

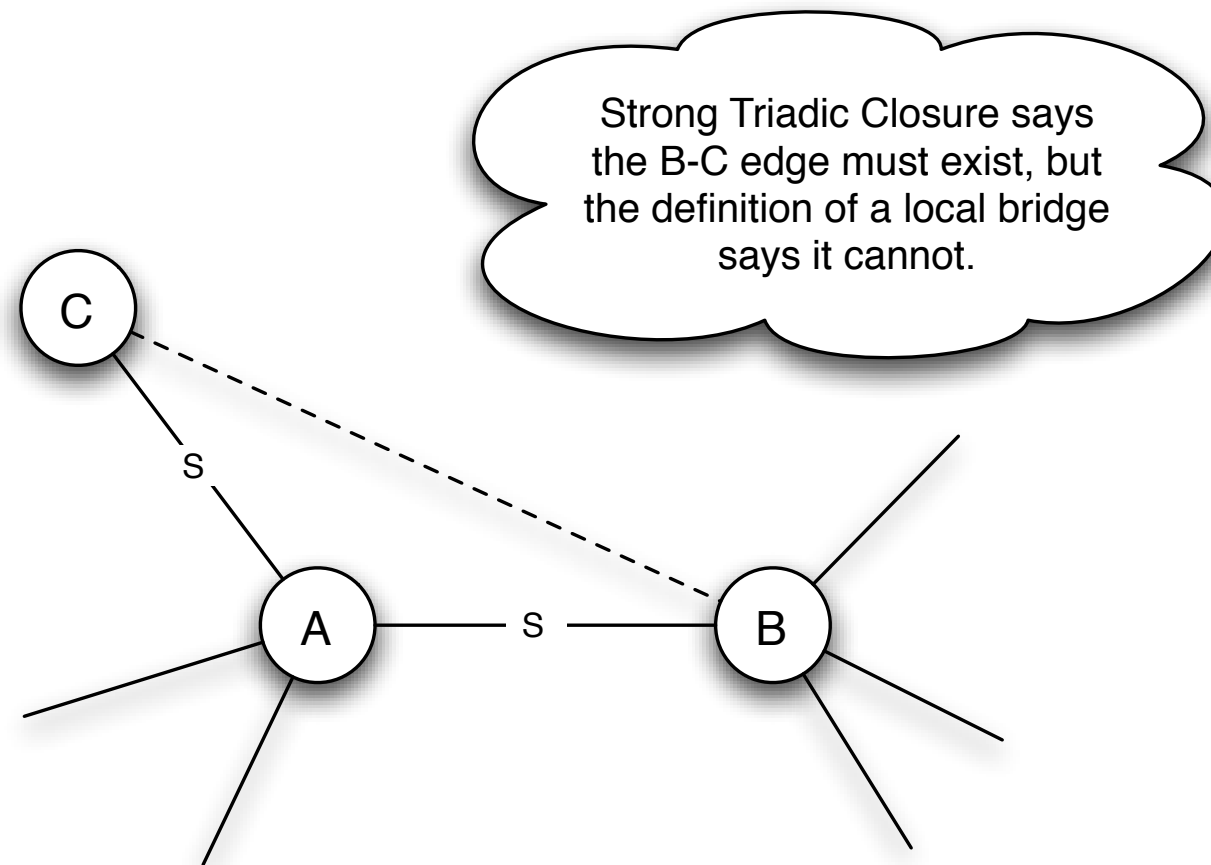
If a node 1 has two strong ties to nodes 2 and 3, there is an edge between 2 and 3





# Closure and bridges

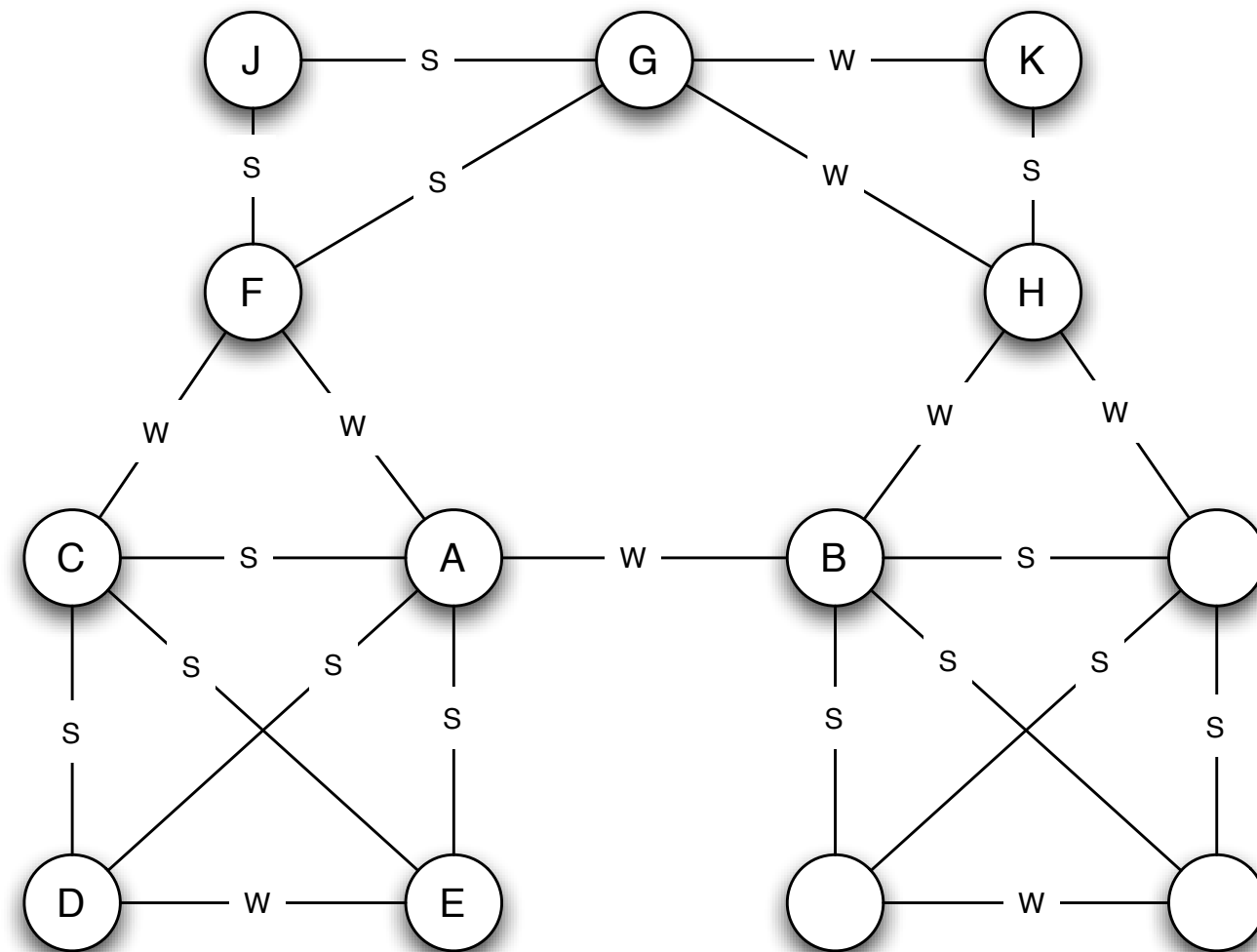
If a node A in a network satisfies the Strong Triadic Closure Property and is involved in at least two strong ties, then any local bridge it is involved in must be a weak tie.



# Closure and bridges

So local bridges are likely to be weak ties

Explaining why jobs came from weak ties



# The Strength of Weak Ties

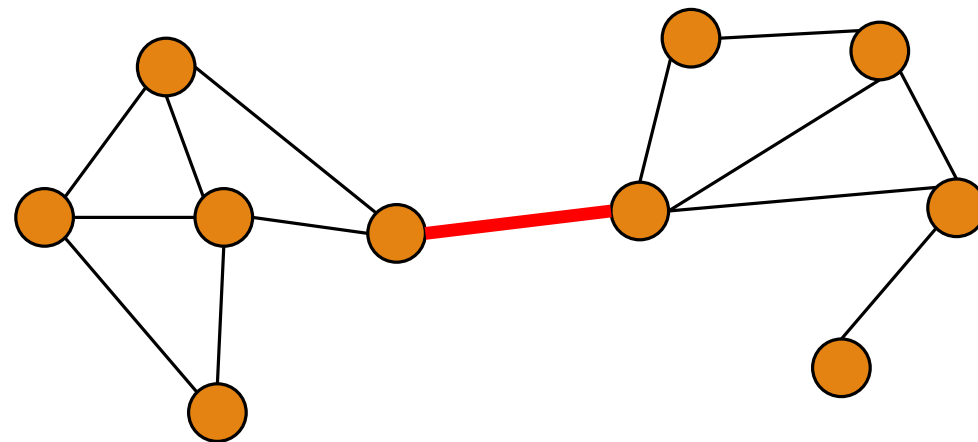
Weak ties can occur between cohesive groups: low transitivity

- old college friend
- former colleague from work

Weak ties have different *information* than close contacts

Granovetter found weak ties were short paths

- Compatible with Watts/Strogatz small world model



# Summary

Triangles (triadic closure) lead to higher clustering coefficients

- Your friends will tend to befriend each other

Local bridges will often be weak ties

Information comes over weak ties

Social  
Networks &  
Power Laws

Weak Links

# Social Networks & Power Laws

## Power Laws

# Degree of nodes

Many nodes on the internet have low degree

- One or two connections

A few (hubs) have very high degree

$P(k)$ , # of nodes with degree  $k$ , follows a power law:

$$P(k) \propto k^{-\alpha}$$

Where  $\alpha$  for the internet is about 2.1

- So the fraction of web pages with  $k$  in-links is proportional to  $1/k^2$

# Gaussian (normal) distribution of human heights

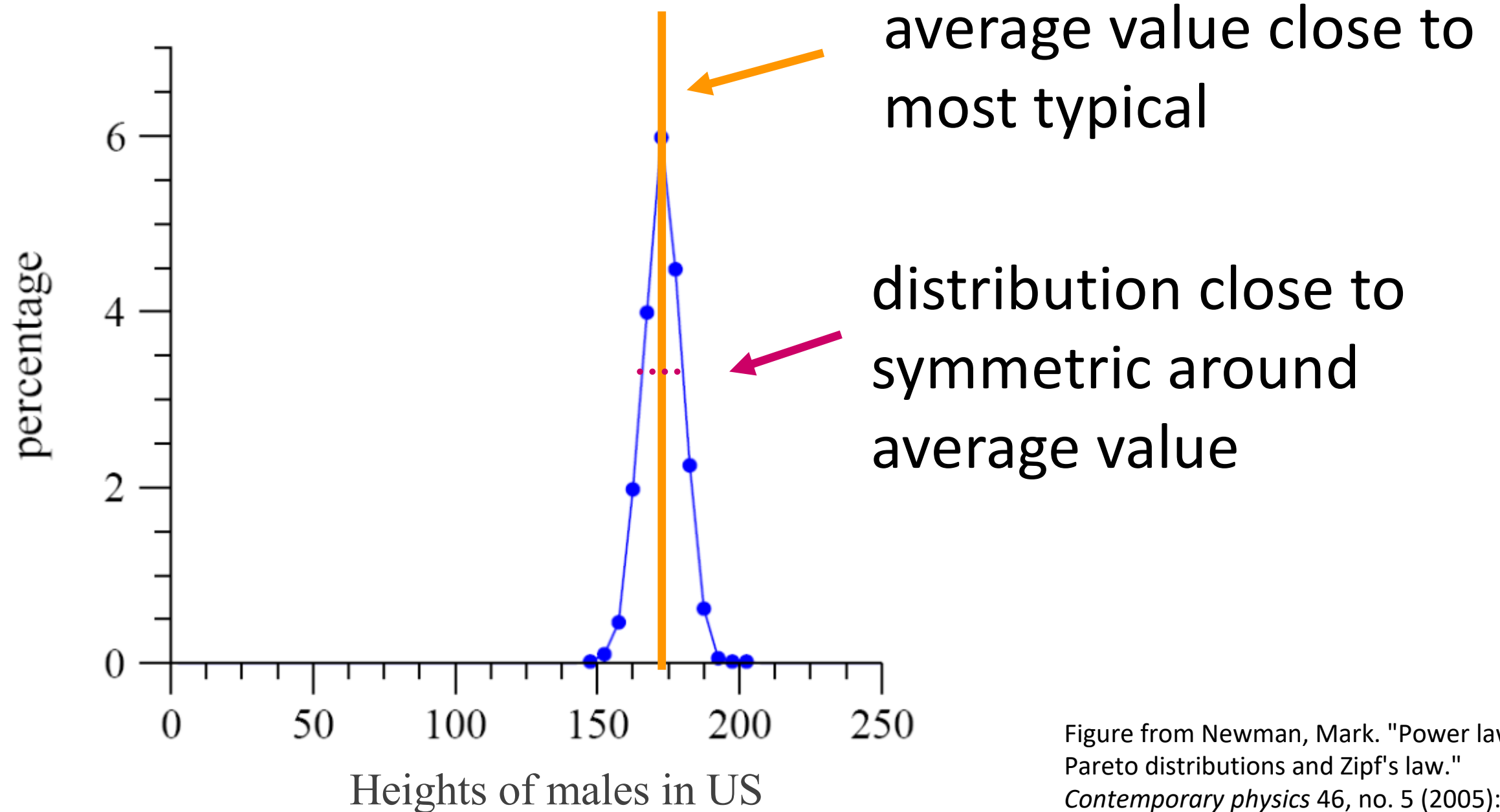
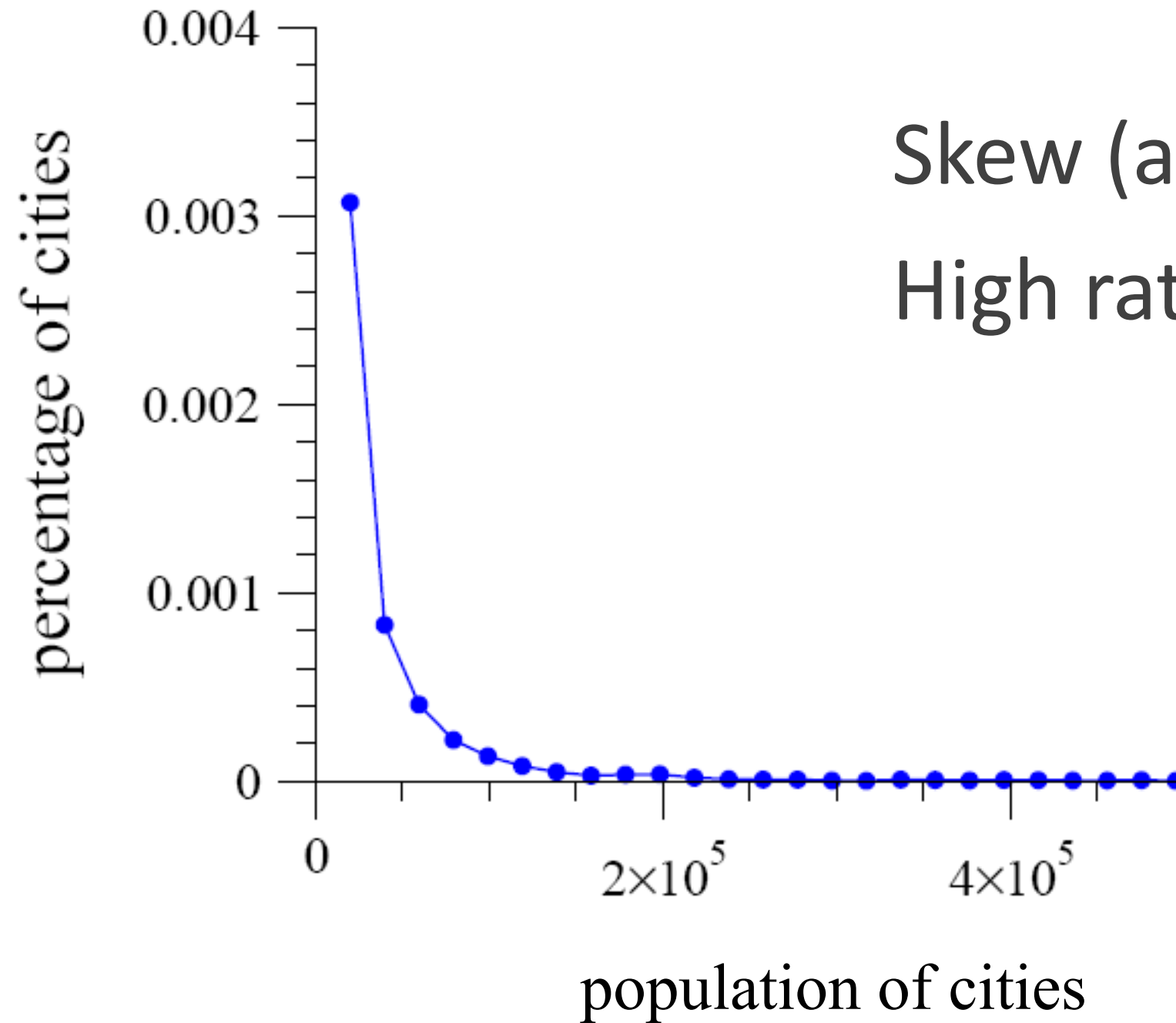


Figure from Newman, Mark. "Power laws, Pareto distributions and Zipf's law." *Contemporary physics* 46, no. 5 (2005): 323-351. Slide from Lada Adamic



# Power-law distribution



Skew (asymmetry)

High ratio of max to min

# Power-law distributions

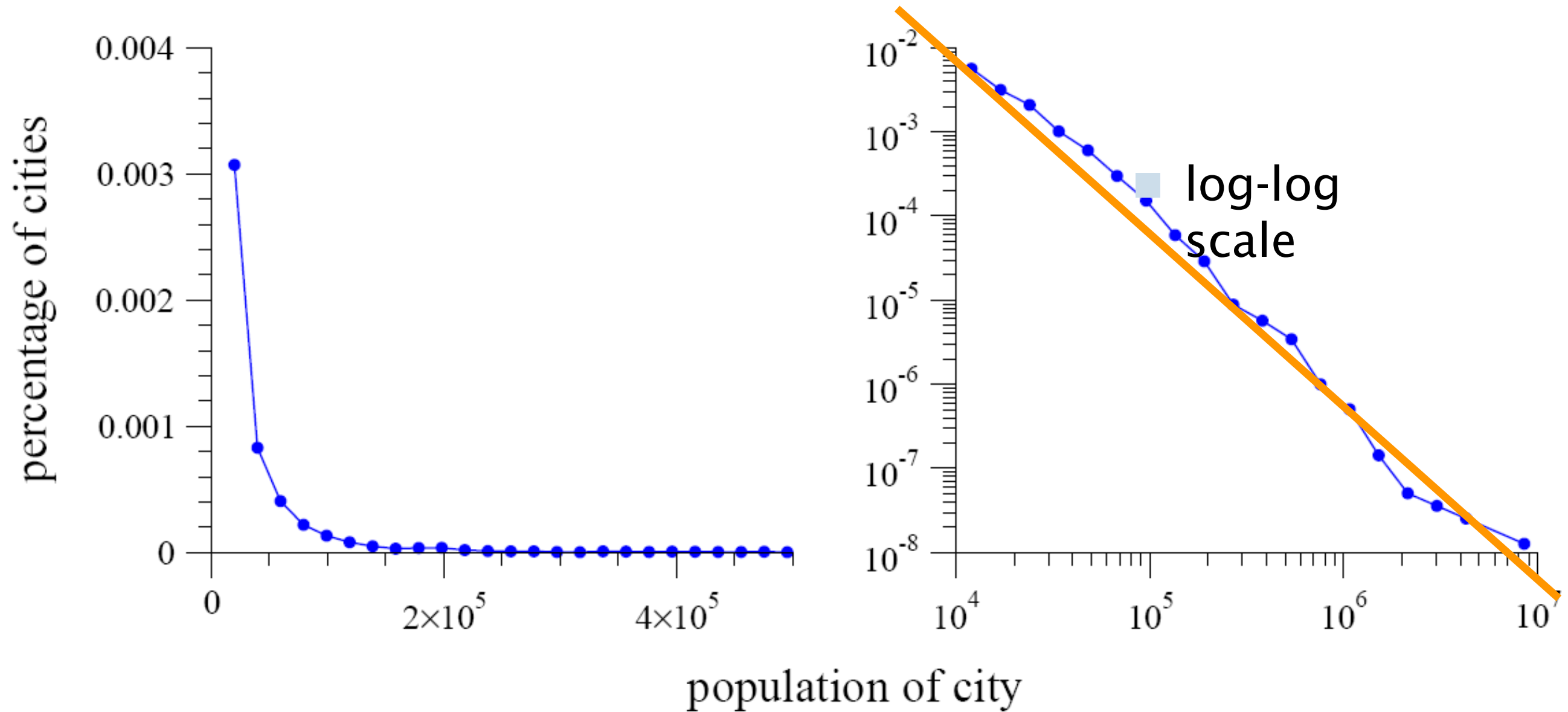
## Right skew

- normal distribution is centered on mean
- power-law or Zipf distribution is not

## High ratio of max to min

- Populations of cities are power-law distributed
- Contrast: human heights are not (max and min not that different)

# Power-law distribution



- straight line on a log-log plot

Figure from Newman, Mark. "Power laws, Pareto distributions and Zipf's law." *Contemporary physics* 46, no. 5 (2005): 323-351. Slide from Lada Adamic

Power law distribution are straight lines on log-log plots

$p(x)$ : probability of observing an item with value  $x$

Power law:

$$p(x) = \frac{c}{x^\alpha} = cx^{-\alpha}$$

power law exponent  $\alpha$

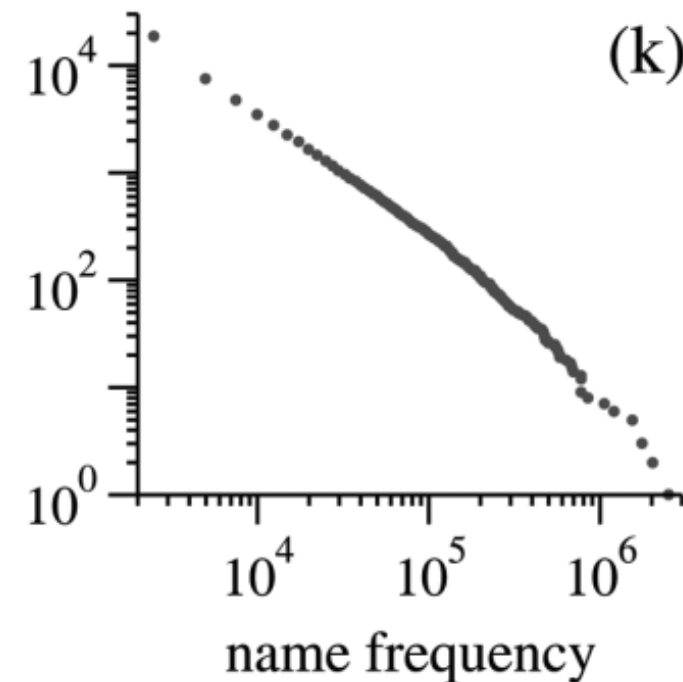
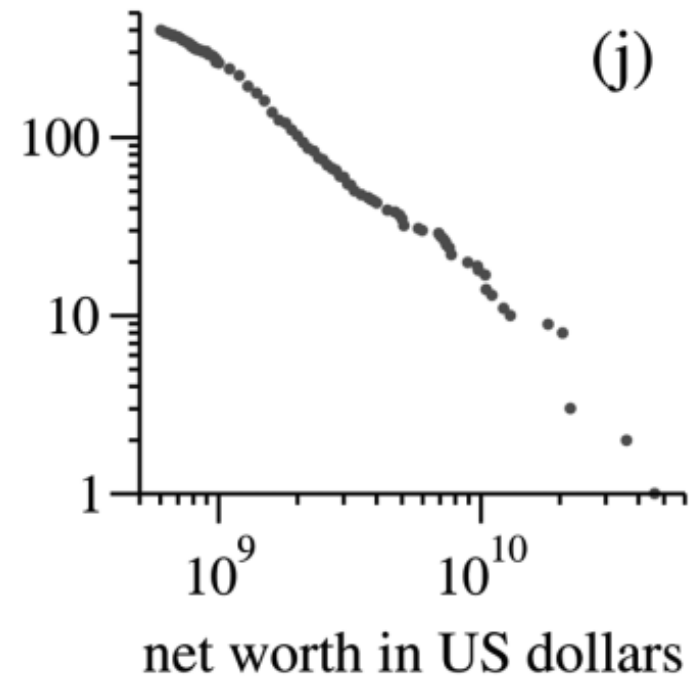
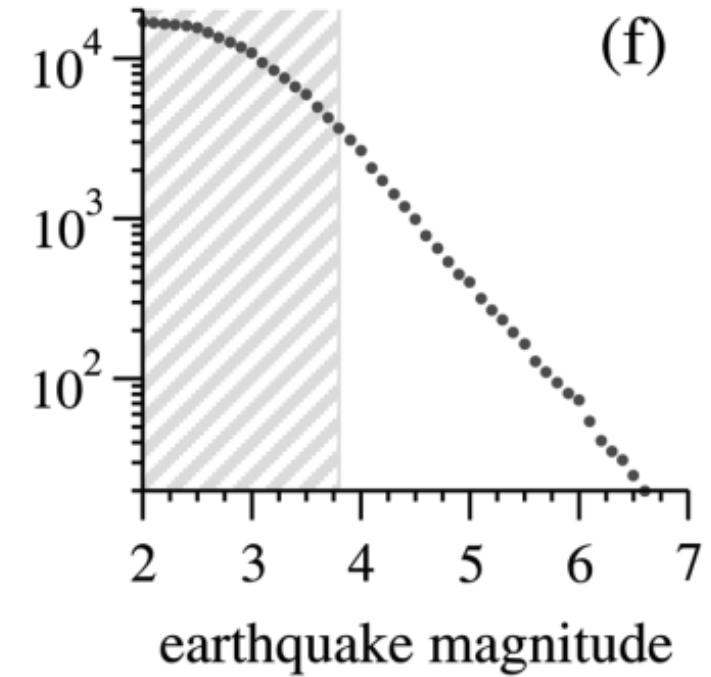
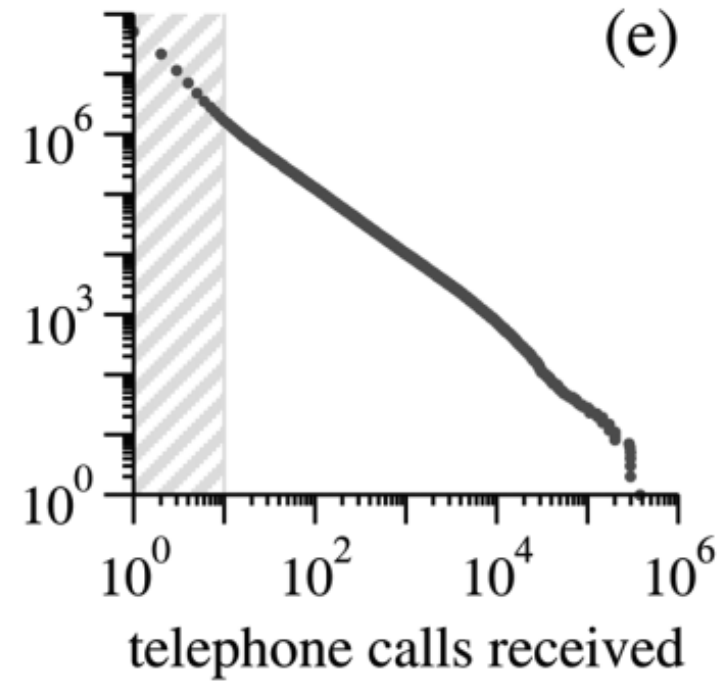
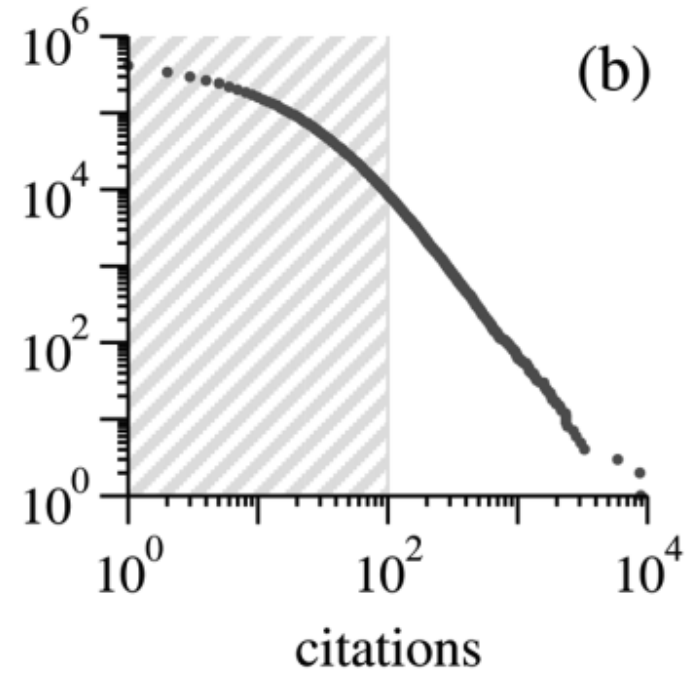


Take the log of both sides

$$\log(p(x)) = \log(c) - \alpha \log(x)$$

A line with  $-\alpha$  as slope

# Power laws are everywhere!



Figures from Newman, Mark. "Power laws, Pareto distributions and Zipf's law." *Contemporary physics* 46, no. 5 (2005): 323-351.

# Power laws are "scale free"

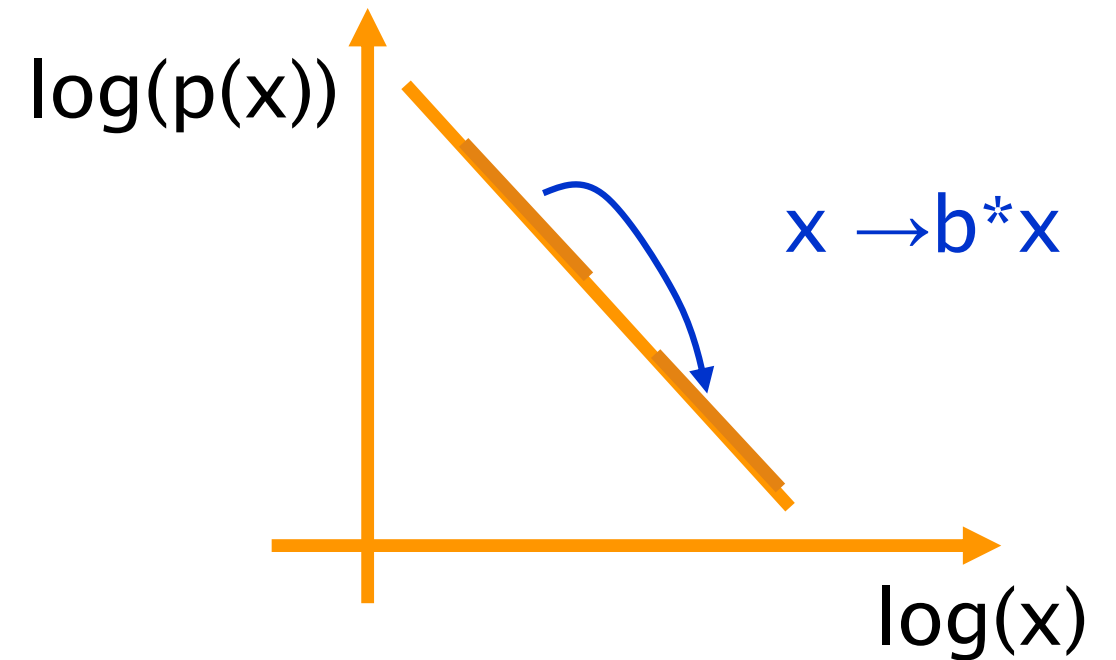
A power law looks the same no matter what scale we look at it on (2 to 50 or 200 to 5000)

Only true of a power-law distribution!

$$p(bx) = g(b) p(x)$$

Shape of the distribution unchanged except for a multiplicative constant

$$p(bx) = (bx)^{-\alpha} = b^{-\alpha} x^{-\alpha}$$



# Language: Zipf's law is a power-law

How frequent is the 3rd or 100th most common word?

Few very frequent words (“the”, “of”), lots of rare ones (“expressive”, “Jurafsky”)

**Zipf's law (George K. Zipf):** the frequency of the  $r$ 'th most frequent word is inversely proportional to its rank:

$$\text{freq}(r\text{'th most frequent word}) \propto \frac{1}{r^\beta}$$

with  $\beta$  close to unity.

The most frequent word is twice as frequent as the 2<sup>nd</sup>, 3 times as frequent as the 3<sup>rd</sup>, etc.

# Pareto's law and power-laws

## Pareto

- The Italian economist Vilfredo Pareto was interested in the distribution of income.
- Pareto's law is expressed in terms of the cumulative distribution (the probability that a person earns  $X$  or more).

$$P[X > x] \sim x^{-k}$$




# Income

The fraction  $i$  of the income going to the richest  $P$  of the population:

$$i = (100/P)^{\eta-1}$$

- if  $\eta = 0.5$   
top 1 percent gets  $100^{-0.5} = .10$
- In 2015,  $\eta = 0.6$  top 1 percent gets  $100^{-0.4} = .16$
- (higher  $\eta$  = more inequality)



Thomas Piketty's book, #1 on NY Times best seller list in 2014, studies how  $\eta$  relates to rise of wealth inequality

# Where do power laws come from?

Many different processes can lead to power laws

There is no one unique mechanism

# Preferential attachment

## Price (1965) model for citation networks

- **new citations to a paper are proportional to the number it already has**
- each new paper is generated with  $m$  citations
- new papers cite previous papers with probability proportional to their in-degree (citations)

# Preferential attachment is a “Rich get Richer” Model

Explanation for various power law effects

- 1. Citations:** randomly draw citations from the reference section of papers
- 2. Assume cities** are formed at different times, and that, once formed, a city grows in proportion to its current size simply as a result of people having children
- 3. Words:** people are more likely to use a word that is frequent (perhaps it comes to mind more easily or faster)

# Power laws: Summary

Many processes are distributed as power laws

- Word frequencies, citations, web hits

Power law distributions have interesting properties

- scale free, skew, high max/min ratios

Various mechanisms explain their prevalence

- rich-get-richer, etc.

Explain lots of phenomena we have been dealing with

- the use of stop words lists (a small fraction of word types cover most tokens in running text)

# Social Networks & Power Laws

## Power Laws