

## Participants

3 product users

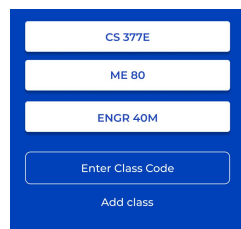
- All non-Stanford university students
- Two juniors and one freshman in college
- Names: Trevor, Kenz, Ben

## Results

The tasks overall made sense, and we learned that this is a platform that would be used by all of the participants. There were a number of issues, especially with the task involving the creation/confirmation of invites.

## Login Flow

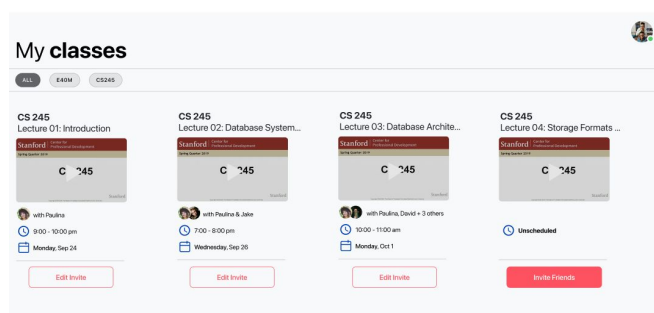
- Overall, there were no issues with the login flow.
- The only minor issue was with the class-selection page: users thought they had to click on the classes that have already been selected, but in reality these are rendered there because they have been supposedly added by the user already. In other words, this slight confusion is more a product of the Figma having some classes already selected than an actual problem with the design.



- **Idea:** Right now, the selected classes are rendered as buttons and their color pops out more than the 'Enter Class Code' or 'Add class' buttons. Perhaps we could make the latter pop out more than the former to encourage people to click on these instead.

## Invites

- There were no issues navigating to the inbox, viewing pending invitations and accepting one.
- There were some hiccups while inviting friends from scratch, and although there were some blunders on our part while verbally explaining the task, we recognized a design issue that made it unclear what classes were scheduled and what classes needed to be scheduled. They often clicked on 'Edit Invite' before 'Invite Friends'.

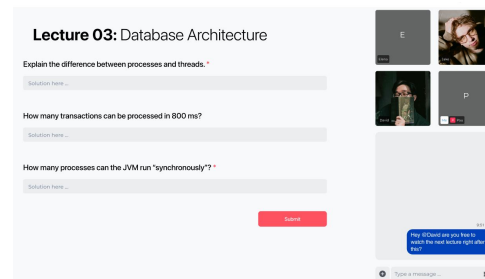
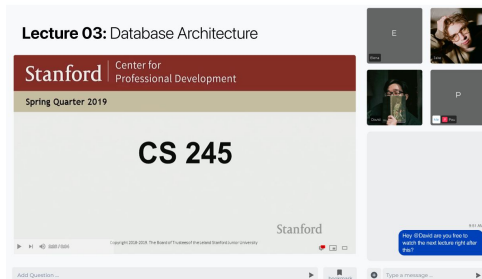


- **Ideas:**

- In the above view, you see our current Classes page. It used to be that every single one of the four major buttons (i.e. the ones under each video) were bright red and the only distinct feature between a scheduled lecture and an unscheduled one was the text: 'Edit Invite' versus 'Invite Friends'. We made sure that the button for lectures that are unscheduled (i.e. have not been scheduled to view with friends) has visual priority and weight over editing the lectures with current invites.
- We actually made this button color change after our first interview, and realized that it helped a lot but not enough – users were still confused on how to create a lecture invitation. So, another recommendation for future iterations is that we have a clearer layout of scheduled and unscheduled lectures, perhaps using columns or rows with title

### Lecture Room

- The main question that users had was, 'Where do my questions go once I've asked them?'
- They wondered what the point of the bookmarks feature is.
- They had questions regarding the lecture quizzes and whether these affect their grade.
- Also, some users were confused as to why they had to answer some questions while viewing the lecture.



- **Ideas:**

- They are intrigued by the bookmark feature but wish its functionality were clearer: they also assume that they will be able to view their bookmarks and chat transcripts somewhere else in the app once the lecture watch party is over – this aligns with our plans for future iterations.
- Perhaps we can have a way to automatically email a TA or professor some of the questions students raise during class – perhaps a 'Post on Piazza' or 'Post on Canvas' link.