


February 13, 2024
Mid-term Student Team Project Presentations



ENGR110/210

Perspectives in Assistive Technology



David L. Jaffe, MS
Instructor

18
Years

Questions?



Mid-term Presentation Scoring Form



Mid-Term Student Team Project Presentations

ENGR110/210: Perspectives in Assistive Technology - 2022

Please fill out with a pen.

Tuesday, February 8, 2022

Please write legibly.

I am: - a student, - faculty member, - community member, - other: _____

Thank you for attending this year's mid-term student team project presentations for ENGR110/210. Student teams have been addressing problems experienced by individuals with disabilities or older adults and have been working to understand the problem, brainstorm, design, fabricate, and test a prototype device or software to meet an identified challenge. The teaching team would appreciate your assistance in judging the quality of the students' project and presentation efforts. Please read the criteria below and submit your scores, suggestions, and comments. Use a pen and print legibly as your comments will be disseminated to the project teams.

- Judge the overall quality of the presentation, design process, prototyped concepts in the following areas:

Presentation & Delivery: Presentation: (What the team presented) - clarity, organization, and completeness of the information presented. Delivery: (How the team presented) - professionalism, enthusiasm, conviction, confidence, energy, volume.

Process: (How the team addressed the problem) - problem information, background research, design concepts brainstormed, prototyped, tested, and evaluated.

Design: (What the team produced) - creativity, originality, functionality of the design concept(s), and the likelihood it will meet the user's challenges.

Overall: (Overall score) - combined impression of presentation and project effort


- Use these metrics: ⑤ = Excellent (Top 10%), ④ = Very Good (Top 25%), ③ = Good (Middle), ② = Fair (Bottom 25%), ① = Poor (Bottom 10%)
- Please provide your comments and suggestions about the course, this mid-term presentation, and the overall evaluation process. Thank you for your participation!

Everyone is welcome to evaluate the teams' presentations

Do not score your team's presentation


Please use a pen that doesn't bleed through the paper and has a legible font

1. Team / Project: CLICK		Belt Buckle Project for Danny	
<p>Comments: What are your LIKES and WISHES about what the team accomplished, and what are your comments, suggestions, and advice for them?</p>			
Presentation & Delivery	Process	Design	Overall
⑤ ④ ③ ② ①	⑤ ④ ③ ② ①	⑤ ④ ③ ② ①	⑤ ④ ③ ② ①



Upcoming class sessions

- ▶ **Field Trip to the Magical Bridge Playground**
 - Olenka Villarreal
 - Thu, Feb 15th
- ▶ **VA Palo Alto Health Care System**
 - B. Jenny Kiratli, PhD & Jeffrey P. Jaramillo, DPT
 - Tue, Feb 20th
- ▶ **Assistive Technology Faire**
 - 7 Vendors
 - Thu, Feb 22nd



Magical Bridge Playground



Students working on Team Projects

Mid-term Report



- ▶ Mid-term report - 10 to 15 pages of narrative - text and images
- ▶ Include sketches and photos
- ▶ Goal: short, concise, well-written, and highly readable report with few grammatical and spelling errors.
- ▶ Report Writing Tips documents **suggested** report features

Tuesday, February 20th



Mid-term Reports Due

Read Instructions and Tips:

- ▶ [Mid-term Assignment Webpage](#)
- ▶ [Suggested section titles](#)
- ▶ [Report writing tips for each section](#)
 - ▶ [Scanning sketches](#)
 - ▶ [Adding captions](#)
 - ▶ Adding bibliographic references



Today

Mid-term Student Team Project Presentations



Order	Team Name	Project Name
1	WANI	Treats for Nathan
2	Secure the Bag	Accessible Storage Solution for Abby
3	Re-Creation	Accessible and Inclusive Playground Attractions (1)
4	Danny Designers	Laptray for Danny
5	Dream Catchers	Accessible and Inclusive Playground Attractions (2)
6	Accessible Basket Solutions	Storage Solution for Danny
7	ArtSIstive	Creative Expression for Sylvia
8	Danny's Dawgs	Dog Kennel Project for Danny's Service Dog Korey



Team Project Presentations

- ▶ Mid-term Team Project Presentations
 - ▶ 8-minute presentations:
 - ▶ Tell the entire story
 - ▶ Be concise
 - ▶ Employ descriptive photos
 - ▶ Avoid every last detail
 - ▶ Show your prototypes as slide images
 - ▶ Practice for timing, where to stand, etc
 - ▶ Use slide presenter to advance slides



Team Project Presentations



Student project teams have selected a challenge or problem experienced by individuals with disabilities or older adults and have been working to understand, research, brainstorm, design, fabricate, and test prototype devices or software to meet the identified challenge. Each team will now present their mid-term project progress.

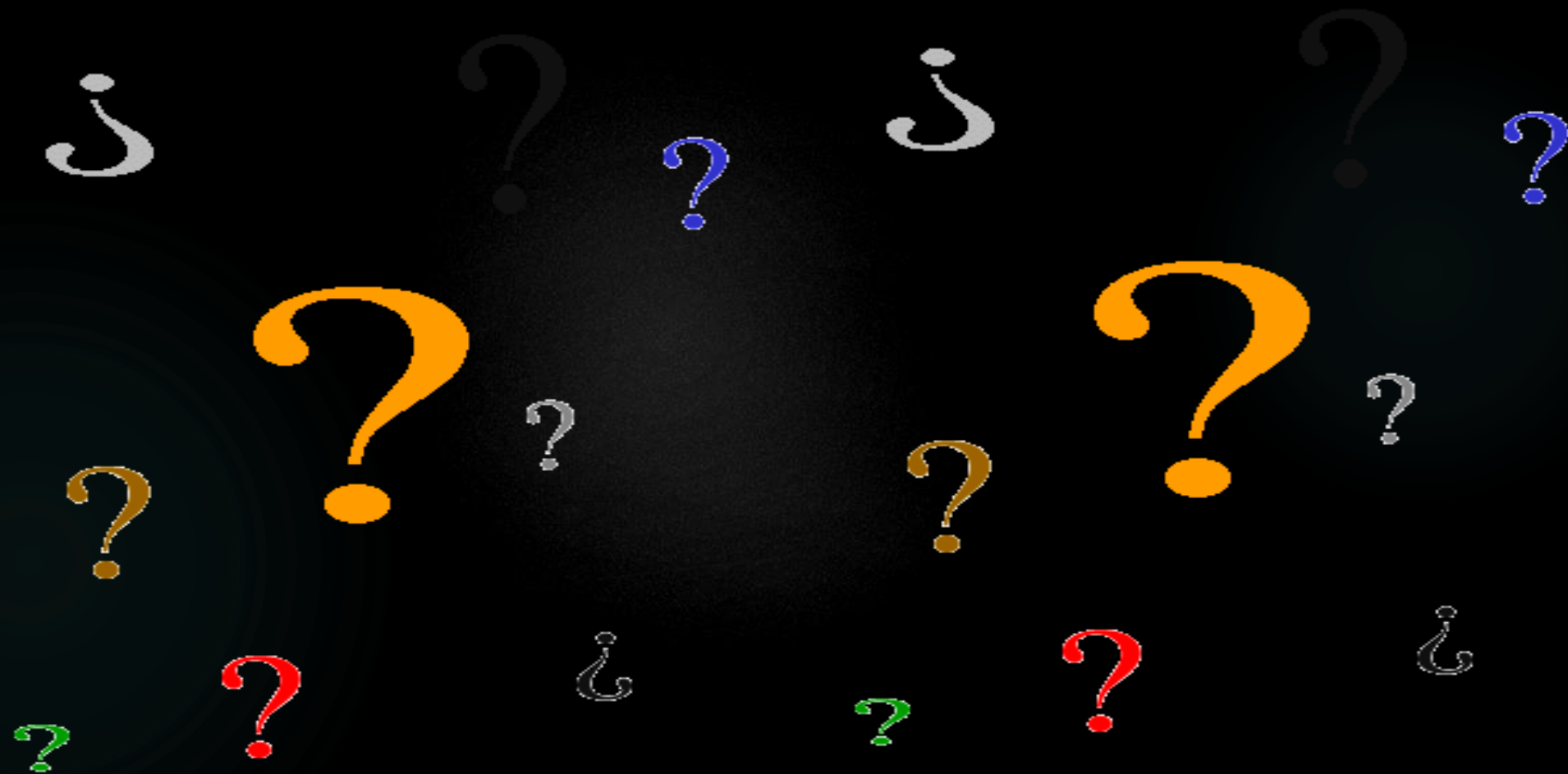
Sorry, there will not be time for questions.

Mid-term Presentation Scoring Form - url





<http://engr110.stanford.edu/06a>

Questions?



Break Activities

- ▶ Sign attendance sheet
- ▶ Grab a cookie
- ▶ Stand up and stretch
- ▶ Take a bio-break
- ▶ Text message, web-surf, email
- ▶ Talk with classmates
- ▶ Reflect on what was presented in class



Adjourn



class dismissed



Laptops Galore



Time for Questions?



End the class

