

The background features a large, light gray watermark of the Stanford University seal. The seal is circular and contains a tree in the center, surrounded by the text "Leland Stanford Junior University" and "1891".

Styling on Stanford Sites

Megan Miller, Web Designer, Stanford Web Services
Stanford Drupal Camp — April 5, 2013

What is Stanford Sites?



Stanford Sites

- Free Drupal web hosting for Stanford community
- Personal or group/department websites
- Pre-installed, mobile-responsive themes
- Pre-installed set of useful modules
- Centrally maintained upgrades and patches
- Get up and running with your Drupal site, fast!

<http://sites.stanford.edu>

Stanford Sites

- Free Drupal web hosting for Stanford community
- Personal or group/department websites
- Pre-installed, mobile-responsive themes
- Pre-installed set of useful modules
- Centrally maintained upgrades and patches
- Get up and running with your Drupal site, fast!

Some limitations:

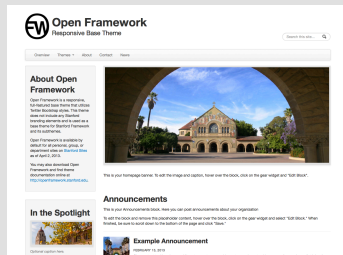
- No custom themes
- No custom modules

<http://sites.stanford.edu>

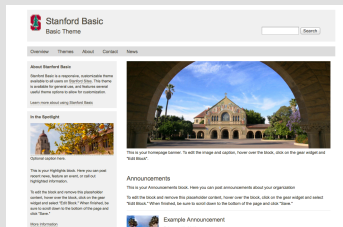
Themes available on Stanford Sites

For groups/departments:

For individuals:



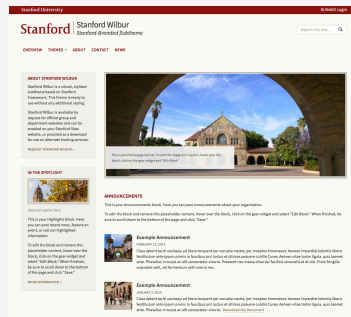
Open Framework



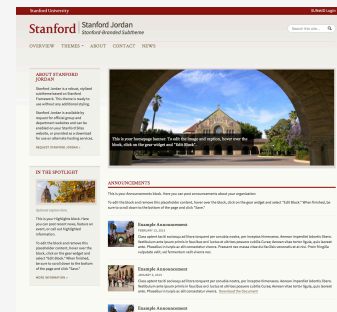
Stanford Basic



Stanford Framework



Stanford Wilbur



Stanford Jordan



Stanford Modern




Themes available on Stanford Sites

- Mobile responsive
- Centrally maintained
- Accessible
- Standards compliant

<http://drupalthemes.stanford.edu>

So, where do we start?

Your (not so) blank canvas



Stanford Basic
Basic Theme


[Overview](#) [Themes](#) [About](#) [Contact](#) [News](#)

About Stanford Basic

Stanford Basic is a responsive, customizable theme available to all users on Stanford Sites. This theme is available for general use, and features several useful theme options to allow for customization.

[Learn more about using Stanford Basic](#)

In the Spotlight




Optional caption here.

This is your Highlights block. Here you can post recent news, feature an event, or call out highlighted information.

To edit the block and remove this placeholder content, hover over the block, click on the gear widget and select "Edit Block." When finished, be sure to scroll down to the bottom of the page and click "Save."

[More Information](#)




This is your homepage banner. To edit the image and caption, hover over the block, click on the gear widget and "Edit Block".

Announcements

This is your Announcements block. Here you can post announcements about your organization

To edit the block and remove this placeholder content, hover over the block, click on the gear widget and select "Edit Block." When finished, be sure to scroll down to the bottom of the page and click "Save."



Example Announcement

February 13, 2013

Class aptent taciti sociosqu ad litora torquent per conubia nostra, per inceptos himenaeos. Aenean imperdiet lobortis libero. Vestibulum ante ipsum primis in faucibus orci luctus et ultrices posuere cubilia Curae; Aenean vitae tortor ligula, quis laoreet ante. Phasellus in turpis

Theme options get you up and running!

- Change your background
- Choose a color scheme
- Adjust sidebar and page proportions
- Hide and show elements
- ... and more!

No code involved!

▼ COLOR PALETTE

Use these settings to change the color palette.

Color palette

- Stanford Basic - *Default*
- Cardinal
- Sandstone
- Warm Gray

▼ BORDERS

Use these settings to change the border style.

Border style for content section

- No borders - *Default*
- Show borders


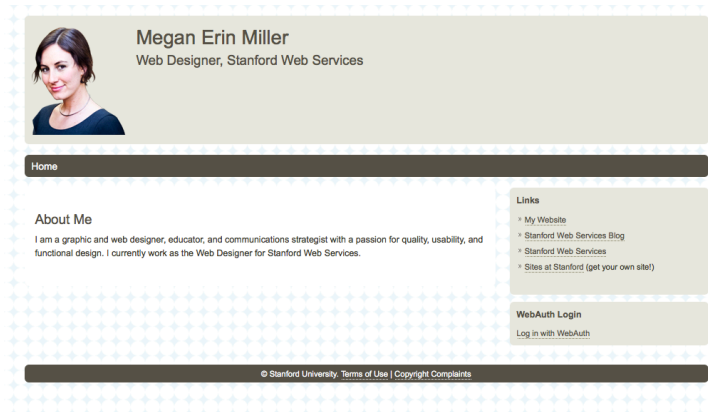
Corner style

- Straight corners - *Default*
 - Rounded corners (not supported in Internet Explor
-

Let's take a look...


Your new best friend, CSS Injector

- Override styles by adding custom CSS
- Styles can apply to some or all pages



What we're going to do

- Change the colors of my containers
- Add link styles
- Add custom fonts from Google Web Fonts



Let's do it!

Resources

- Stanford Web Services Blog – <http://swsblog.stanford.edu>
- Stanford Sites – <http://sites.stanford.edu>
- Drupal Themes at Stanford – <http://drupalthemes.stanford.edu>
- Stanford Web Design Resources – <http://webdesign.stanford.edu>

- Google Web Fonts – <http://www.google.com/webfonts>
- CSS Reference – <http://www.w3schools.com/cssref>
- Firebug – <https://getfirebug.com>

Thank you!

Questions?

Megan Miller
@meganerinmiller
meganem@stanford.edu