



**ICPSR**  
**Inter-university Consortium for**  
**Political and Social Research**

---

**Convention Delegate Study of 1972:  
Women in Politics**

---

Warren E. Miller, Elizabeth Douvan, William J. Crotty and  
Jeane Kirkpatrick

ICPSR 7287

This document was previously available in paper format only. It was converted to Portable Document Format (PDF), with no manual editing, on the date below as part of ICPSR's electronic document conversion project. The document may not be completely searchable. No additional updating of this collection has been performed (pagination, missing pages, etc.).

August 2001



**ICPSR**  
**Inter-university Consortium for**  
**Political and Social Research**

---

**Convention Delegate Study of 1972:  
Women in Politics**

---

Warren E. Miller, Elizabeth Douvan, William J. Crotty and  
Jeane Kirkpatrick

ICPSR 7287



CONVENTION DELEGATE STUDY OF 1972:  
WOMEN IN POLITICS

(ICPSR 7287)

Principal Investigators

Warren I. Miller  
The University of Michigan

Elizabeth Douvan  
The University of Michigan

William J. Crotty  
Northwestern University

Jeane Kirkpatrick  
Georgetown University

Spring-Fall, 1972

ICPSR Edition  
First Printing, 1976

Inter-university Consortium for Political and Social Research  
P.O. Box 1248  
Ann Arbor, Michigan 48106



### Acknowledgement of Assistance

All manuscripts utilizing data made available through the Consortium should acknowledge that fact as well as identify the original collector of the data. The ICPSR Council urges all users of the ICPSR Data facilities to follow some adaptation of this statement with the parentheses indicating items to be filled in appropriately or deleted by the individual user.

The data (and tabulations) utilized in this (publication) were made available (in part) by the Inter-university Consortium for Political Social Research. The data for the Convention Delegate Study of 1972: Women in Politics were originally collected by Warren E. Miller and Elizabeth Douvan of the University of Michigan, William J. Crotty of Northwestern University, and Jeane Kirkpatrick of Georgetown University under grants from the Russell Sage Foundation and the Twentieth Century Fund. Neither the collector of the original data nor the Consortium bear any responsibility for the analyses or interpretations presented here.

In order to provide funding agencies with essential information about the use of archival resources and to facilitate the exchange of information about ICPSR participants' research activities, each user of the ICPSR data facilities is expected to send two copies of each completed manuscript or thesis abstract to the Consortium. Please indicate in the cover letter which data were used.



## Study Description

A study of the changing role of women in politics in the context of national presidential nominating conventions was conducted by Warren E. Miller and Elizabeth Douvan, the University of Michigan, William J. Crotty, Northwestern University, and Jeane Kirkpatrick, Georgetown University. Support for the research came from Russell Sage Foundation and the Twentieth Century Fund.

This study has a dual focus: women in politics and politics of national conventions. The reform movement in the Democratic party culminated in a considerable increase in the number of women and minorities at the party conventions of 1972. The role of women, who rank among the most active strata in American politics, received particular attention in this research project. The attitudes, expectations and aspirations, as well as personality attributes and political histories were among the numerous dimensions explored in this study. The focus on conventions is more broadly concerned with the decision-making process, the recruitment procedures, and candidate selection. While the study is limited to one point in time, it nevertheless captures the trends, interactions, perceptions and qualitative aspects of partisan elites and presidential politics at a critical period.

Two approaches were employed to obtain information on a wide variety of topics. A mail questionnaire was distributed to all convention delegates prior to their party's national convention which focused on the political life histories of the delegates, their political ambitions, attitudes towards candidates, issues, and groups in society and at the conventions. The overall response rate for this instrument was 58% or 2586 respondents. Sixty-one percent of the completed questionnaires were returned prior to the party's convention; the remainder were returned after the convention had ended. The personal interviews were based on a probability sample of delegates from both parties and were administered after the party conventions; a total of 1336 respondents were interviewed (See Sampling Information). The interview builds on the pre-convention instrument and examines issues germane to the actual convention setting. A major portion of the personal interview is devoted to psychological measures underlying political activity, especially women's political participation.

Comparisons were made by the original investigators between the mail questionnaire and personal interview populations to determine the degree of similarity between the samples. A check of demographic indicators, measures of candidate preference, and political orientations showed few differences between populations.



## CONTENTS

INTRODUCTION	i
STUDY DESCRIPTION	
SAMPLING INFORMATION	
WEIGHTING INFORMATION	
FILE STRUCTURE	
FREQUENCIES	
CODEBOOK INFORMATION	
PROCESSING INFORMATION	
SPECIAL SERVICING INFORMATION	
VARIABLE INFORMATION AND APPENDICES	1
OSIRIS DICTIONARY LISTING	
DECK AND COLUMN VARIABLE LISTING	
CODEBOOK - PART A	
CODEBOOK - PART B	
FREQUENCY ADDENDUM - PART B	
APPENDIX - PART B	
MAIL QUESTIONNAIRE	
PERSONAL INTERVIEW	

The principal investigators have reported their major findings in Jeane Kirkpatrick, The Presidential Elite, Russell Sage, forthcoming.

### Sampling Information

For the personal interviews, the study population was defined as all official delegates (living in the contiguous United States) to the Republican and Democratic conventions of 1972, irrespective of their actual voting power--some delegates had a fractional vote. Party, sex and state identification--primary versus non-primary--were the main dimensions considered in the sample selection. In order to conform to the actual difference in size of the two parties' conventions, three times as many Democrats as Republicans were interviewed; an equal number of women and men from each party were to be included in the sample to insure the presence of enough women in the sample. For the given population estimates and desired sample size, the sampling rates were calculated to be 1 in 2 for all female delegates, 1 in 3 for Democratic males and 1 in 4 for Republican males. The distribution of delegates geographically was not necessarily coterminous with the Primary Sampling Units of the Survey Research Center and thus further adjustments in the sampling rates had to be made. The counties were classified into three groups: 1) self-representing areas of the SRC's national sample; 2) SRC strata composed of two or three sample areas; 3) the remaining counties. Sampling procedure differed among these three groups. Within each self-representing area, the four classes of delegates (Democratic males and females, Republican males and females) were sampled at their respective rates after stratification by central cities and surrounding areas was made; if any area included both primary and non-primary states, stratification by that variable was also observed. For the SRC strata group, the delegates were distributed roughly in proportion to the total population, which is the measure on which the PSU (Primary Sampling Unit) selection probabilities are based. Further, each PSU in a stratum had enough delegates to provide the expected sample size without requiring weights in excess of 2. The stratum composed of the remaining counties was more problematic since many counties had no delegates. In this instance, there was a departure from the SRC strata, and new PSU's and strata were constructed with the actual distribution of delegates in mind. Some sub-sampling and double weighting were introduced here in order to eliminate delegates in out-of-the way places. In the field operation 1336 delegates were interviewed, yielding a response rate of 86%.

## Weighting Information

Due to the nature of the sample design, weights were used. They apply to all of the data for the 1336 respondents interviewed in person. The weight values, designated in V351, were established on the basis of the sample selection and have the following interpretation:

Weight Values	Sampling Rates
Republicans	
Males 4 or 8	1 in 4 or 1 in 8
Females 2 or 4	1 in 2 or 1 in 4
Democrats	
Males 3 or 6	1 in 3 or 1 in 6
Females 2 or 4	1 in 2 or 1 in 4

A weight of "0" was given to delegates who answered the mail questionnaire only. The weight variable must be employed whenever the personal interview segment of the dataset is used.

## File Structure

The structure of the codebook is based upon a data record which contains information from both the mail questionnaire and the interview schedule. That is, the first section (Part A) of each data record contains the information from the mail questionnaire and the second section (Part B) is the personal interview portion. A total of 732 variables are included in the complete data record. Employing this record structure all delegates responding to either the mail questionnaire, the personal interview or both are integrated into one file. The diagram which follows illustrates the structure of the data file.

	Part A - mail questionnaire (V1-V349)	Part B - personal interview (V352-V732)
Respondents with data from the mail questionnaire only (V350= 1)	N=1733	
Respondents with data from the mail questionnaire and personal interview (V350= 2)	N=853	N=853
Respondents with data from the personal interview only (V350= 3)		N=483

All mail questionnaires  
(V350= 1 + 2) N=2586

All personal  
interviews  
(V350= 2 + 3)  
N=1336  
Weighted N=3792

The following scheme is presented to facilitate the full utilization of the dataset.

<u>Sample Segment</u>	<u>Filter Code</u> <u>V350</u>	<u>Weight</u> <u>V351</u>	<u>N</u>	<u>Wt. N</u>
Mail Questionnaire Respondents only	1 + 2	Not Required	2586	-
Respondents with both mail questionnaire and interview completed	2	Required	853	2421
Respondents with interview only	2 + 3	Required	1336	3792

The data are available from the ICPSR in two formats: A card-image file and an OSIRIS dataset. The card-image file contains 14 decks per respondent, sorted by respondent number with all decks for each case together in ascending order. There are 732 variables for each respondent. There are two components to the OSIRIS dataset: the OSIRIS dictionary file which contains technical information for each variable, and the OSIRIS data file. In this study the OSIRIS data file is constructed with a single logical record length of 1095 characters for each respondent.

### Frequencies

The frequencies presented in the codebook are based on the respondents with whom personal interviews were held. The frequencies for the Republican delegates (N=351, weighted N=1120) occupy the left column and the frequencies for the Democratic delegates (N=985, weighted N=2672) the right column. These frequencies were obtained by including code values 2 and 3 of V350 (respondents with data from personal interviews). The data were weighted using V351.

Cumulative frequencies for multiple response variables are presented in the codebook. The frequencies for the individual responses to the multiple response variables are in the Addendum.

### Codebook Information

The question text and code values for each variable are in the body of the codebook. The item in the left margin is the OSIRIS variable number. The variable number corresponds to the variable number appearing in the OSIRIS dictionary file. Card-image data users should refer to the deck and column listing to find the location of a variable in the card-image dataset. The OSIRIS dictionary file contains the variable names and numbers, and the starting tape location, the width, the number of responses, and the missing data codes, if any, for each variable.

### Processing Information

File reorganization and appropriate updating of the codebook were done by ICPSR to create a single dataset which contained respondents from both samples. A filter variable was added to enable users to access the respondents in each sample.

Frequencies in the codebook are those reported by the original investigator. The questionnaires for two respondents (weighted to four) were eliminated after the frequencies were taken. The respondents are therefore listed substantively in the codebook frequencies but are coded as missing data in the data file. In addition, minor discrepancies may be found in the codebook frequencies.

### Special Servicing Information

In order to preserve the confidentiality of individual respondents in this elite population, certain identifying variables will be available only through requested analysis made available through the Servicing Staff of the ICPSR. Aggregations of the raw data for statistical purposes which preserve the anonymity of individual respondents can be obtained in accord with existing servicing policies.

The following variables are affected by the servicing policy:

Variable Number	Variable Name
4	State
124	Pty Pos-Natl Pty Staff
125	Pty Pos-Pres Cmpn Staff
126	Pty Pos-Natl Cmte/Wmn
127	Pty Pos-Otr Natl Role
128	Pty Pos-St Pty Chrnm
129	Pty Pos-St Ctrl Cmte
130	Pty Pos-St Cmpn Drctr
131	Pty Pos-Otr St Pos
132	Pty Pos-Dist Chrnm
133	Pty Pos-Dist Cmpn Mngr
134	Pty Pos-Cnty Chrnm/Wmn
135	Pty Pos-Cnty Brd
136	Pty Pos-Cnty Cmpn Drctr
137	Pty Pos-Otr Cnty Pos
138	Pty Pos-City Chrnm
139	Pty Pos-Otr Lcl Org Pos
140	Pub Pos-Vice President

Variable Number	Variable Name
141	Pub Pos-US Senator
142	Pub Pos-Cngsmn
143	Pub Pos-Cab Mbr
144	Pub Pos-Fed Judge
145	Pub Pos-Fed Pros
146	Pub Pos-Ambassador
147	Pub Pos-Otr Natl Pos
148	Pub Pos-Governor
149	Pub Pos-Lt Gov
150	Pub Pos-St Sen
151	Pub Pos-St Rep
152	Pub Pos-St Judge
153	Pub Pos-St Admin Pos
154	Pub Pos-Otr St Ofc
155	Pub Pos-Mayor
156	Pub Pos-Council Mbr
157	Pub Pos-Otr Lcl Ofc
452	XWhat is R's Party Pos
454	XHighest Pos R Has Held
457	XR's Present Public Offc PSU* City Code*

\*Variables which were eliminated from the user file rather than changed to missing data codes

It should be noted that V348 and V349 have been created for the mail questionnaire section in order to retain basic information on party and public office holding experience. The state code has been recoded to the region code (V4).

OSIRIS DICTIONARY LISTING



VAR #	NAME	START TLOC	WIDTH/ RESP	# RESP	MD1	MD2
1	STUDY NUMBER(7287)	1	4	1		
2	RESPONDENT'S ID	5	5	1		
3	PARTY ID	10	1	1		
4	REGION	11	2	1		
5	PRIMARY/NON-PRIMARY	13	1	1		
6	DELEGATE TYPE	14	1	1		
7	DATE QUESTIONNAIRE BACK	15	3	1	999	
8	ATTENDED NATL CONV BFR	18	1	1		9
9	ATTEND 1968	19	1	1		9
10	ATTENDED 1964	20	1	1		9
11	ATTENDED 1960	21	1	1		9
12	ATTENDED 1956	22	1	1		9
13	ATTENDED 1952	23	1	1		9
14	ATTENDED 1948	24	1	1		9
15	ATTENDED 1944	25	1	1		9
16	ATTENDED 1940	26	1	1		9
17	NUMBER CONV ATTENDED	27	1	1		9
18	WHO ENCOURAGED TO RUN?	28	1	7	0	9
19	HOW DLGT SELECTED	35	1	1		9
20	CONTEST FOR DLGT POST?	36	1	1		9

VAR #	NAME	START TLOC	WIDTH/ RESP	# RESP	MD1	MD2
21	MEMBER OF SLATE	37	1	1		9
22	CMPN-PSNL OR SLATE?	38	1	1		9
23	XWHAT CAMPAIGN INVOLVED	39	1	8	0	9
24	AMT OWN MONEY SPENT	47	1	1		9
25	SLCTN PRCS OPEN TO ALL	48	1	1		8
26	SLATE REPRESENTATIVENESS	49	1	1		8
27	SLCTN PRCS FAIR	50	1	1		8
28	LKHD OF PRDCG WINNER	51	1	1		8
29	PRIOR ACQTC W DELEGATES	52	1	1		9
30	IMPC OF WRKNG FOR PTY	53	1	1		9
31	IMPC OF DEPENDABILITY	54	1	1		9
32	IMPC OF RPSTG ST INTSTS	55	1	1		9
33	IMPC OF FINANCE CNTRBTN	56	1	1		9
34	IMPC OF PUBLIC OFFICE	57	1	1		9
35	IMPC OF PLCY VIEWS	58	1	1		9
36	IMPC OF PARTY OFFICE	59	1	1		9
37	IMPC OF PERSONALITY	60	1	1		9
38	IMPC OF LCL CMNTY RCGNTN	61	1	1		9
39	IMPC OF RPSTG PTY INSTS	62	1	1		9
40	MEN-WMN EQ OPP POL LDERS	63	1	1		9
41	MEN TRY EXCLUDE WMN	64	1	1		9
42	MNY NOT VT FOR WMN	65	1	1		9
43	CHNG WMN ROLES + 10 YRS	66	1	1		9

VAR #	NAME	START TLOC	WIDTH/ RESP	# RESP	MD1	MD2
44	WMN BEHIND SCENE INFL	67	1	1		9
45	MEN-POL BETTER SUITED	68	1	1		9
46	POLTL MEN NEGLECT FAMILY	69	1	1		9
47	WMN HAVE MORE TIME	70	1	1		9
48	WMN AS RATIONAL AS MEN	71	1	1		9
49	CHARM IS WMNS ASSET	72	1	1		9
50	MOTHER-POLITICS DONT MIX	73	1	1		9
51	POLTL WOMEN NT FEMININE	74	1	1		9
52	WMN MR PWRFL THN MEN	75	1	1		9
53	CAREER WMN AGGRESSIVE	76	1	1		9
54	CHLDN SUFFER W WRKG MOS	77	1	1		9
55	WMN NOT SUITED FOR PROF	78	1	1		9
56	PRE-CONV ID W ANY CAND	79	2	1		99
57	VOTE BOUND AT CONVENTION	81	2	1		99
58	R'S PREF FOR PRESIDENT	83	2	1		99
59	R'S LIKE LEAST FOR PRES	85	2	1		99
60	PTY NCM FOR PRES	87	2	1		99
61	WHO WIN ELECTN?	89	2	1		99
62	FAV/OP PARTY SERVICE	91	1	1		9
63	FAV/OP WORK FOR HARMONY	92	1	1		9

VAR #	NAME	START TLOC	WIDTH/ RESP	# RESP	MD1	MD2
64	FAV/OP POSITION FIRM	93	1	1		9
65	FAV/OP PARTY ORG ROLE	94	1	1		9
66	FAV/OP COMPROMISE	95	1	1		9
67	FAV/OP PARTICIPATION	96	1	1		9
68	FAV/OP COMMITTED CAND	97	1	1		9
69	TRTT OF R'S CANDS DLGTS	98	1	1		9
70	TRTT OF REFORM ADVOC	99	1	1		9
71	TRTT OF RNK & FILE DLGTS	100	1	1		9
72	TRTT OF WOMEN	101	1	1		9
73	TRTT OF UNION DLGTS	102	1	1		9
74	TRTT OF CONSERV DLGTS	103	1	1		9
75	TRTT OF LDR CAND DLGTS	104	1	1		9
76	TRTT OF RADICAL DLGTS	105	1	1		9
77	TRTT OF YOUNG DLGTS	106	1	1		9
78	TRTT OF MIDDLE AMERICANS	107	1	1		9
79	TRTT OF LIBERAL DLGTS	108	1	1		9
80	TRTT OF BLACK DLGTS	109	1	1		9
81	TRTT OF R'S STATE DLGTS	110	1	1		9
82	TRTT OF CONV LEADERSHIP	111	1	1		9
83	TRTT OF DLGTS LIKE R	112	1	1		9
84	TRTT OF FARM DLGTS	113	1	1		9
85	TRTT OF BUSN INTST DLGTS	114	1	1		9
86	INFO ABT STATE DLGTN	115	1	1		9

VAR #	NAME	START TLOC	WIDTH/ RESP	# RESP	MD1	MD2
87	INFO ABT R'S CANDIDATE	116	1	1		9
88	INFO ABT PLTFRM CMTE	117	1	1		9
89	INFO ABT OTR ST DLGTM	118	1	1		9
90	INFO ABT CRDNTLS CMTE	119	1	1		9
91	INFO ABT OTR GROUPS	120	1	1		9
92	PARTICIPN IN OWN DLGTM	121	1	1		9
93	PARTICIPN IN CAND MTGS	122	1	1		9
94	PARTICIPN IN PLT+CRDN	123	1	1		9
95	PARTICIPN IN RFRM ACTVY	124	1	1		9
96	PARTICIPN IN OTR GROUPS	125	1	1		9
97	INFL DCSNS IN STATE DEL	126	1	1		9
98	INFL DCSNS IN CAND MTG	127	1	1		9
99	INFL DCSNS ON PLT & CRD	128	1	1		9
100	INFL DCSNS ON PTY RFRM	129	1	1		9
101	INFL DCSNS OF OTR GROUP	130	1	1		9
102	INTST IN NMNTN OF CAND	131	1	1		9
103	INTST IN ACTVY OF WMN	132	1	1		9
104	INTST IN PTY PLTFRM DCSN	133	1	1		9
105	INTST IN CONV XCITMNT	134	1	1		9
106	INTST IN ST DLGTM DISAG	135	1	1		9

VAR #	NAME	START TLOC	WIDTH/ RESP	# RESP	MD1	MD2
107	INTST IN PRTCN IMP EVNT	136	1	1		9
108	INTST IN SEATING DLGTS	137	1	1		9
109	INTST IN BLACK ACTVY	138	1	1		9
110	INTST IN PARTY RFRM	139	1	1		9
111	INTST IN MTNG OTR DLGTS	140	1	1		9
112	INTST IN NATL POLTL LDRS	141	1	1		9
113	INTST IN CNTCT W IMP PPL	142	1	1		9
114	INTST IN LEARNING POLT	143	1	1		9
115	MOST IMP FNCT OF CONV	144	1	1		9
116	2ND IMP FNCT OF CONV	145	1	1		9
117	3RD IMP FNCT OF CONV	146	1	1		9
118	4TH IMP FNCT OF CONV	147	1	1		9
119	5TH IMP FNCT OF CONV	148	1	1		9
120	YR 1ST ACTV IN POLTICS	149	2	1		99
121	CONTINUED ACTIVITY?	151	1	1		9
122	EVER SPRT DFRNT PTY?	152	1	1		9
123	VOTE STRAIGHT TKT?	153	1	1		9
124	PTY POS-NATL PTY STAFF	154	1	1		9
125	PTY POS-PRES CMPN STAFF	155	1	1		9
126	PTY POS-NATL CMTEMAN/WMN	156	1	1		9
127	PTY POS-OTR NATL ROLE	157	1	1		9
128	PTY POS-ST PTY CHRNM	158	1	1		9
129	PTY POS-ST CTRL CMTE	159	1	1		9

VAR #	NAME	START TLOC	WIDTH/RESP	# RESP	MD1	MD2
130	PTY POS-ST CMPN DRCTR	160	1	1		9
131	PTY POS-OTR ST POS	161	1	1		9
132	PTY POS-DIST CHRNM	162	1	1		9
133	PTY POS-DIST CMPN MNGR	163	1	1		9
134	PTY POS-CNTY CHRNM/WMN	164	1	1		9
135	PTY POS-CNTY BRD	165	1	1		9
136	PTY POS-CNTY CMPN DRCTR	166	1	1		9
137	PTY POS-OTR CNTY POS	167	1	1		9
138	PTY POS-CITY CHRNM	168	1	1		9
139	PTY POS-OTR LCL ORG POS	169	1	1		9
140	PUB POS-VP	170	1	1		9
141	PUB POS-US SENATOR	171	1	1		9
142	PUB POS-CNGSMN	172	1	1		9
143	PUB POS-CAB MBR	173	1	1		9
144	PUB POS-FED JUDGE	174	1	1		9
145	PUB POS-FED PROS	175	1	1		9
146	PUB POS-AMBASSADOR	176	1	1		9
147	PUB POS-OTR NATL POS	177	1	1		9
148	PUB POS-GOVERNOR	178	1	1		9
149	PUB POS-LT GOV	179	1	1		9

VAR #	NAME	START TLOC	WIDTH/RESP	# RESP	MD1	MD2
150	PUB POS-ST SEN	180	1	1		9
151	PUB POS-ST REP	181	1	1		9
152	PUB POS- ST JUDGE	182	1	1		9
153	PUB POS-ST ADMIN POS	183	1	1		9
154	PUB POS-OTR ST OFC	184	1	1		9
155	PUB POS-MAYOR	185	1	1		9
156	PUB POS-COUNCIL MBR	186	1	1		9
157	PUB POS-OTR LCL OFC	187	1	1		9
158	R ACTIVE IN CMPN	188	1	1		9
159	PARENTS ACTV IN POLT?	189	2	1		99
160	XPARENTS HOLD OFCS?	191	1	1	0	9
161	XSPOUSE SHARE POL INTST	192	1	1	0	9
162	XSPOUSE APPRV POLTL PTY	193	1	1	0	9
163	POLT PRTCN-FRND/FAM ACTV	194	1	1		9
164	POLT PRTCN-SPRT PTCLR CN	195	1	1		9
165	POLT PRTCN-BUSN/PROF RSN	196	1	1		9
166	POLT PRCTN-WAY OF LIFE	197	1	1		9
167	POLT PRTCN-SUPPT PTY	198	1	1		9
168	POLT PRTCN-SOC CNTCTS	199	1	1		9
169	POLT PRTCN-FUN & XCITMT	200	1	1		9
170	POLT PRTCN-WANT CAREER	201	1	1		9
171	POLT PRTCN-CIVIC DUTY	202	1	1		9
172	POLT PRTCN-INFL PTY PLCY	203	1	1		9

VAR #	NAME	START TLOC	WIDTH/RESP	# RESP	MD1	MD2
173	POLT PRTCN-DO IMP WRK	204	1	1		9
174	POLT PRTCN-RECOGNITION	205	1	1		9
175	WANT PUB OFFICE	206	2	1		99
176	XEFFORT FOR PUB OFC	208	1	1	0	9
177	WANT PARTY POS	209	2	1		99
178	XEFFORT FOR PTY POS	211	1	1	0	9
179	TOP OF R'S CAREER	212	2	1		99
180	XEFFORT FR TOP OF CAREER	214	1	1	0	9
181	R-SCALE-INFLATION	215	1	1		9
182	CHISHOLM-SCALE-INFLATION	216	1	1		9
183	MUSKIE-SCALE-INFLATION	217	1	1		9
184	NIXON-SCALE-INFLATION	218	1	1		9
185	MCGOVERN-SCALE-INFLATION	219	1	1		9
186	ROCKFLR-SCALE-INFLATION	220	1	1		9
187	HUMPHREY-SCALE-INFLATION	221	1	1		9
188	AGNEW-SCALE-INFLATION	222	1	1		9
189	WALLACE-SCALE-INFLATION	223	1	1		9
190	REAGAN-SCALE-INFLATION	224	1	1		9
191	KENNEDY-SCALE-INFLATION	225	1	1		9
192	CONNALLY-SCALE-INFLATION	226	1	1		9

VAR #	NAME	START TLOC	WIDTH/RESP	# RESP	MD1	MD2
193	R-SCALE-BUSING	227	1	1		9
194	AGNEW-SCALE-BUSING	228	1	1		9
195	CHISHOLM-SCALE-BUSING	229	1	1		9
196	CONNALLY-SCALE-BUSING	230	1	1		9
197	HUMPHREY-SCALE-BUSING	231	1	1		9
198	KENNEDY-SCALE-BUSING	232	1	1		9
199	MCGOVERN-SCALE-BUSING	233	1	1		9
200	MUSKIE-SCALE-BUSING	234	1	1		9
201	NIXON-SCALE-BUSING	235	1	1		9
202	REAGAN-SCALE-BUSING	236	1	1		9
203	ROCKFLR-SCALE-BUSING	237	1	1		9
204	WALLACE-SCALE-BUSING	238	1	1		9
205	R-SCALE-VIETNAM	239	1	1		9
206	WALLACE-SCALE-VIETNAM	240	1	1		9
207	ROCKFLR-SCALE-VIETNAM	241	1	1		9
208	REAGAN-SCALE-VIETNAM	242	1	1		9
209	NIXON-SCALE-VIETNAM	243	1	1		9
210	MUSKIE-SCALE-VIETNAM	244	1	1		9
211	MCGOVERN-SCALE-VIETNAM	245	1	1		9
212	KENNEDY-SCALE-VIETNAM	246	1	1		9
213	HUMPHREY-SCALE-VIETNAM	247	1	1		9
214	CONNALLY-SCALE-VIETNAM	248	1	1		9
215	CHISHOLM-SCALE-VIETNAM	249	1	1		9

VAR #	NAME	START TLOC	WIDTH/RESP	# RESP	MD1	MD2
216	AGNEW-SCALE-VIETNAM	250	1	1		9
217	R-SCALE-CRIME	251	1	1		9
218	MCGOVERN-SCALE-CRIME	252	1	1		9
219	MUSKIE-SCALE-CRIME	253	1	1		9
220	KENNEDY-SCALE-CRIME	254	1	1		9
221	NIXON-SCALE-CRIME	255	1	1		9
222	HUMPHREY-SCALE-CRIME	256	1	1		9
223	REAGAN-SCALE-CRIME	257	1	1		9
224	CONNALLY-SCALE-CRIME	258	1	1		9
225	ROCKFLR-SCALE-CRIME	259	1	1		9
226	CHISHOLM-SCALE-CRIME	260	1	1		9
227	WALLACE-SCALE-CRIME	261	1	1		9
228	AGNEW-SCALE-CRIME	262	1	1		9
229	R-THMTR-NATL WMN CAUCUS	263	2	1		99
230	R-THMTR-CONSERVATIVES	265	2	1		99
231	R-THMTR-CONV LDRS	267	2	1		99
232	R-THMTR-PTY RFRM LDRS	269	2	1		99
233	R-THMTR-MID AMERS	271	2	1		99
234	R-THMTR-WMN'S LIB	273	2	1		99
235	R-THMTR-BLACKS	275	2	1		99

VAR #	NAME	START TLOC	WIDTH/RESP	# RESP	MD1	MD2
236	R-THMTR-LIBERALS	277	2	1		99
237	R-THMTR-UNION LDRS	279	2	1		99
238	R-THMTR-BUSN INTST	281	2	1		99
239	R-THMTR-DEMOCRATS	283	2	1		99
240	R-THMTR-REPUBLICANS	285	2	1		99
241	R-THMTR-NIXON	287	2	1		99
242	R-THMTR-MCGOVERN	289	2	1		99
243	R-THMTR-HUMPHREY	291	2	1		99
244	R-THMTR-CHISHOLM	293	2	1		99
245	R-THMTR-ROCKFLR	295	2	1		99
246	R-THMTR-WALLACE	297	2	1		99
247	R-THMTR-CONNALLY	299	2	1		99
248	R-THMTR-AGNEW	301	2	1		99
249	R-THMTR-MUSKIE	303	2	1		99
250	R-THMTR-REAGAN	305	2	1		99
251	R-THMTR-KENNEDY	307	2	1		99
252	R-THMTR-FDR	309	2	1		99
253	R-THMTR-TRUMAN	311	2	1		99
254	R-THMTR-TAFT	313	2	1		99
255	R-THMTR-EISENHOWER	315	2	1		99
256	R-THMTR-STEVENSON	317	2	1		99
257	R-THMTR-DULLES	319	2	1		99
258	R-THMTR-JFK	321	2	1		99

VAR #	NAME	START TLOC	WIDTH/ RESP	# RESP	MD1	MD2
259	R-THMTR-DIRKSEN	323	2	1		99
260	R-THMTR-LBJ	325	2	1		99
261	R-THMTR-GOLDWATER	327	2	1		99
262	GOVT WASTES MONEY	329	1	1		9
263	TRUST GOVT	330	1	1		9
264	WHO RUNS GOVT	331	1	1		9
265	GOVT KNOWS WHAT DOING	332	1	1		9
266	GOVT PEOPLE CROOKED	333	1	1		9
267	TV NEWS COVERAGE	334	1	1		9
268	NEWSPAPER COVERAGE	335	1	1		9
269	R'S SEX	336	1	1		9
270	R'S DATE OF BIRTH	337	2	1	60	
271	R'S MARITAL STATUS	339	1	1		9
272	R'S CHILDREN	340	1	1		9
273	XAGE R'S YNGST CHLD	341	2	1	00	99
274	R-BLCK/NGR/AFRO-AMER	343	1	1		9
275	R-JEWISH	344	1	1		9
276	R-ENG/SCTSH/WELSH	345	1	1		9
277	R-IRISH	346	1	1		9
278	R-GERMANIC	347	1	1		9

VAR #	NAME	START TLOC	WIDTH/ RESP	# RESP	MD1	MD2
279	R-ITALIAN	348	1	1		9
280	R-GREEK	349	1	1		9
281	R-FRENCH	350	1	1		9
282	R-SCANDINAVIAN	351	1	1		9
283	R-OTR WEST EUR	352	1	1		9
284	R-POLISH	353	1	1		9
285	R-SLAVIC	354	1	1		9
286	R-OTR EAST EUR	355	1	1		9
287	R-ARABIC	356	1	1		9
288	R-CHICANO	357	1	1		9
289	R-CUBAN	358	1	1		9
290	R-PUERTO RICAN	359	1	1		9
291	R-AMER INDIAN	360	1	1		9
292	R-JAPANESE	361	1	1		9
293	R-CHINESE	362	1	1		9
294	R-OTR ASIAN	363	1	1		9
295	R-NO ETHNIC ID	364	1	1		9
296	R'S ETHNICITY	365	2	6	00	99
297	R'S SCL CLASS	377	1	1		9
298	R'S EDUCATION	378	1	1		9
299	XR'S SPOUSE'S EDUCATION	379	1	1	0	9
300	R'S MOTHER'S EDUCATION	380	1	1		9
301	R'S FATHER'S EDUCATION	381	1	1		9

VAR #	NAME	START TLOC	WIDTH/RESP	# RESP	MD1	MD2
302	R RETIRED	382	1	1		9
303	R'S OCCUPATION	383	2	1		99
304	XR'S SPOUSE'S OCCUPATION	385	2	1	00	99
305	R'S MOTHER'S OCCUPATION	387	2	1		99
306	R'S FATHER'S OCCUPATION	389	2	1		99
307	R'S RELIGIOUS PREFERENCE	391	2	1		99
308	XR'S CHURCH ATTEND	393	1	1	0	9
309	R'S PLACE OF BIRTH	394	2	1		99
310	AREA WHERE R GREW UP	396	1	1		9
311	YRS IN PRES CMNTY	397	2	1		99
312	R'S FAMILY INCCME	399	1	1		9
313	R MBR-CHURCH/RLGS GRP	400	1	1		9
314	R MBR-SRVICE CLUB	401	1	1		9
315	R MBR-CIVIC GROUP	402	1	1		9
316	R MBR-SCHOOL GROUP	403	1	1		9
317	R MBR-OCCUPATIONAL GROUP	404	1	1		9
318	R MBR-LABOR UNION	405	1	1		9
319	R MBR-PRTSN POLT GP	406	1	1		9
320	R MBR-FEMINST GP	407	1	1		9
321	R MBR-LGUE WMN VTRS	408	1	1		9

VAR #	NAME	START TLOC	WIDTH/RESP	# RESP	MD1	MD2
322	R MBR-SOCIAL CLUB	409	1	1		9
323	R'S POLITICAL ACTIVITY	410	1	1		9
324	R'S POLITICAL VIEWS	411	1	1		9
325	VAR 18 Q2 RESP 1	412	1	1		9
326	VAR 18 Q2 RESP 2	413	1	1	0	9
327	VAR 18 Q2 RESP 3	414	1	1	0	9
328	VAR 18 Q2 RESP 4	415	1	1	0	9
329	VAR 18 Q2 RESP 5	416	1	1	0	9
330	VAR 18 Q2 RESP 6	417	1	1	0	9
331	VAR 18 Q2 RESP 7	418	1	1	0	9
332	VAR 23 Q7 RESP 1	419	1	1	0	9
333	VAR 23 Q7 RESP 2	420	1	1	0	9
334	VAR 23 Q7 RESP 3	421	1	1	0	9
335	VAR 23 Q7 RESP 4	422	1	1	0	9
336	VAR 23 Q7 RESP 5	423	1	1	0	9
337	VAR 23 Q7 RESP 6	424	1	1	0	9
338	VAR 23 Q7 RESP 7	425	1	1	0	9
339	VAR 23 Q7 RESP 8	426	1	1	0	9
340	VAR 296 Q54 RESP 1	427	2	1	00	99
341	VAR 296 Q54 RESP 2	429	2	1	00	99
342	VAR 296 Q54 RESP 3	431	2	1	00	99
343	VAR 296 Q54 RESP 4	433	2	1	00	99
344	VAR 296 Q54 RESP 5	435	2	1	00	99

VAR #	NAME	START TLOC	WIDTH/RESP	# RESP	MD1	MD2
345	VAR 296 Q54 RESP 6	437	2	1	00	99
346	TOP R'S CAREER/PUBLIC	439	2	1		91
347	TOP R'S CAREER/PARTY	441	2	1		91
348	R HOLDS PARTY POSITION	443	1	1		9
349	R HOLDS PUBLIC POSITION	444	1	1		9
350	FILTER	445	1	1		
351	WEIGHT	446	1	1		
352	SIZE OF CITY	447	2	1		99
353	HOUSEHOLD COMPOSITION	449	1	1		9
354	DATE OF INTERVIEW	450	4	1		9999
355	LENGTH OF INTERVIEW	454	3	1		999
356	ATTENDED NATL CONV BFR	457	1	1		9
357	XATTENDED 1968	458	1	1	0	
358	XATTENDED 1964	459	1	1	0	
359	XATTENDED 1960	460	1	1	0	
360	XATTENDED 1956	461	1	1	0	
361	XATTENDED 1952	462	1	1	0	
362	XATTENDED 1948	463	1	1	0	
363	XATTENDED 1944	464	1	1	0	
364	XATTENDED 1940	465	1	1	0	

VAR #	NAME	START TLOC	WIDTH/RESP	# RESP	MD1	MD2
365	XATTENDED 1936	466	1	1	0	
366	SUMMARY: # CONV ATTENDED	467	1	1		9
367	WHY DELEGATE: MAIN CODE	468	2	3	00	97
368	WHY DELEGATE: PARTICIPN	474	2	3	00	99
369	HOW SECURED NOMINATION	480	2	3	00	97
370	HOW FINALLY CHOSEN	486	1	1	0	8
371	BOUND TO PRES. CANDIDATE	487	1	1		8
372	XWHICH PRES. CANDIDATE?	488	2	1	00	99
373	R'S CANDIDATE'S PREF	490	2	1		98
374	R'S STATE DLGTM ATTENDCE	492	1	1		9
375	XR'S ACTIVITY-DELEGATION	493	1	1	0	8
376	DLGTM CHAIRMAN CONTEST	494	1	1		8
377	XR'S ACTIVITY IN CONTEST	495	1	1	0	8
378	EFFECT OF REFORM MVMNT	496	1	1		8
379	XWHY REFORM GOOD/BAD	497	2	3	00	99
380	TASKS ASSIGNED TO R?	503	1	1		9
381	R'S CONVTN TASK CODE-1ST	504	2	1	00	97
382	XTASK-ACTIVITY LEVEL-1ST	506	1	1	0	9
383	XTASK-FORML/INFORMAL-1ST	507	1	1	0	9
384	XTASK-STATE/COSMPLTN-1ST	508	1	1	0	9
385	R'S CONVTN TASK CODE-2ND	509	2	1	00	97
386	XTASK-ACTIVITY LEVEL-2ND	511	1	1	0	9
387	XTASK-FORML/INFORMAL-2ND	512	1	1	0	9

VAR #	NAME	START TLOC	WIDTH/RESP	# RESP	MD1	MD2
388	XTASK-STATE/COSMPLTN-2ND	513	1	1	0	9
389	WOMEN PARTICIPN N DLGTN	514	1	1		8
390	WOMEN INFLUENTL N DLGTN	515	1	1		8
391	GROUPS MTGS N DELEGATION	516	1	1		8
392	XGROUPS MTG SEPARATELY	517	2	4	00	97
393	XDID R MEET W ANY GROUPS	525	1	1	0	
394	XWITH WHICH GROUPS R MET	526	2	3	00	97
395	INFO ABT STATE DLGTN	532	1	1		8
396	INFO ABT R'S CANDIDATE	533	1	1		8
397	INFO ABT OTR ST DLGTN	534	1	1		9
398	INFO ABT PLTFRM CMTE	535	1	1		9
399	INFO ABT CRDNTLS CMTE	536	1	1		9
400	XR'S INFO ABT OTR GROUPS	537	2	1		97
401	INFO ABT OTR GROUPS	539	1	1		9
402	PARTICIPN IN OWN DLGTN	540	1	1	0	9
403	PARTICIPN IN CAND MTGS	541	1	1	0	8
404	PARTICIPN IN PLTFM DCSNS	542	1	1	0	9
405	PARTICIPN IN CREDIT DCSNS	543	1	1	0	9
406	PARTICIPN IN RULES DCSNS	544	1	1	0	8
407	PARTICIPN IN OTR GROUPS	545	1	1	0	8

VAR #	NAME	START TLOC	WIDTH/RESP	# RESP	MD1	MD2
408	INFL DCSNS IN OWN DLGTN	546	1	1		8
409	INFL DCSNS IN CAND MTG	547	1	1	0	8
410	INFL DCSNS ON PLTFM ISSU	548	1	1		9
411	INFL DCSNS ON CREDIT ISSU	549	1	1		9
412	INFL DCSNS ON RULES ISSU	550	1	1		8
413	INFL DCSNS OF OTR GROUPS	551	1	1		8
414	R'S EXPECTATION OF INFL	552	1	1		8
415	MTG W NON-ST DLGTN WMN	553	1	1	0	
416	R'S REACTION TO NWPC	554	1	1	0	8
417	XR FAVORS/DISFAVORS NWPC	555	2	2	00	98
418	R'S DLGTN WMN FAVOR NWPC	559	1	1	0	8
419	R'S DLGTN MEN FAVOR NWPC	560	1	1	0	8
420	NWPC'S IMPACT ON CONVTN	561	1	1		8
421	XNWPC'S IMPACT ON CONVTN	562	2	2	00	97
422	XNWPC'S IMPACT ON WOMEN	566	2	2	00	97
423	XNWPC'S IMPACT ON OTHERS	570	1	2	0	9
424	R'S REACTION TO BLK CCS	572	1	1	0	8
425	BLK CCS'S IMPACT-CONVTN	573	1	1		8
426	XBLK CCS'S IMPACT-CONVTN	574	2	2	00	97
427	XBLK CCS'S IMPACT-BLACKS	578	2	2	00	97
428	XBLK CCS'S IMPACT-OTHERS	582	1	2	0	9
429	R'S RECTION TO LABOR	584	1	1	0	8
430	LABOR'S IMPACT ON CONVTN	585	1	1		8

VAR #	NAME	START TLOC	WIDTH/ RESP	# RESP	MD1	MD2
431	XLABOR'S IMPACT-CONVTN	586	2	2	00	97
432	XLABOR'S IMPACT ON LABOR	590	2	2	00	98
433	XLABOR'S IMPACT-OTHERS	594	1	2	0	9
434	A-D SOUTH CAROLINA DCSN	596	1	1	0	8
435	XS CAROLINA:WMN'S ISSUE	597	1	1	0	
436	XS CAROLINA:CHALNG LEGIT	598	1	1	0	
437	A-D CALIFORNIA DECISION	599	1	1	0	6
438	A-D ILLINOIS CHALLENGE	600	1	1	0	6
439	FAIRNESS OF CREDIT PROCDS	601	1	1	0	8
440	A-D PLATFORM FIGHTS	602	1	1	0	6
441	A-D ABORTION ISSUE	603	1	1	0	6
442	A-D ISRAELI PLANK	604	1	1	0	6
443	FAIRNESS OF PLTFRM PROCD	605	1	1	0	8
444	FAIRNESS OF RULE30 PROCD	606	1	1	0	6
445	FAIRNESS OF ABORTN PROCD	607	1	1	0	6
446	FAIRNESS OF TRTT OF WMN	608	1	1	0	6
447	SPOUSE ATTEND CONVENTION	609	1	1	0	9
448	OTHER FAMILY MMBRS ATTND	610	1	1		9
449	CONVENTION EXPENSES	611	3	1		998
450	EXPENSES A PROBLEM?	614	1	1		8

VAR #	NAME	START TLOC	WIDTH/ RESP	# RESP	MD1	MD2
451	PARTY POSITION NOW HOLD	615	1	1		9
452	XWHAT IS R'S PARTY POS	616	2	1	00	97
453	EVER HELD PUBLIC OFFICE	618	1	1		9
454	XHIGHEST POS R HAS HELD	619	2	1	00	97
455	XR ELECTED OR APPOINTED	621	1	1	0	9
456	XR NOW HOLDS PUBLIC OFFC	622	1	1	0	9
457	XR'S PRESENT PUBLIC OFFC	623	2	1	00	97
458	MARITAL STATUS	625	1	1		9
459	FAMILY-POLITICS CONFLICT	626	1	1	0	8
460	XWHAT WAYS FAM-POL CNFLT	627	2	2	00	97
461	XSPOUSE ACTIVE N POLITIC	631	1	1	0	9
462	XSPOUSE'S PUB-PTY OFFICE	632	1	1	0	9
463	XSPOUSE'S ATTD R'S POL	633	1	1	0	9
464	XSPOUSE FVR R'S POL	634	1	2	0	7
465	XSPOUSE DISFVR R'S POL	636	1	2	0	7
466	POL ACTVY LIKE PRTCN-1ST	638	2	1		99
467	POL ACTVY LIKE VALUE 1ST	640	1	1		9
468	POL ACTVY LIKE PUBLIC1ST	641	1	1		9
469	POL ACTVY LIKE PRTCN-2ND	642	2	1	00	99
470	POL ACTVY LIKE VALUE-2ND	644	1	1	0	9
471	POL ACTVY LIKE PUBLIC2ND	645	1	1	0	9
472	POL ACTVY LIKE PRTCN-3RD	646	2	1	00	99
473	POL ACTVY LIKE VALUE 3RD	648	1	1	0	9

VAR #	NAME	START TLOC	WIDTH/ RESP	# RESP	MD1	MD2
474	POL ACTVY LIKE PUBLIC3RD	649	1	1	0	9
475	POL ACTVY LIKE PERSONAL	650	1	1		9
476	POL ACTVY DSLK VALUE-1ST	651	1	1		9
477	POL ACTVY DSLK PUBLIC1ST	652	1	1		9
478	POL ACTVY DSLK VALUE-2ND	653	1	1	0	9
479	POL ACTVY DSLK PUBLIC2ND	654	1	1	0	9
480	POL ACTVY DSLK VALUE-3RD	655	1	1	0	9
481	POL ACTVY DSLK PUBLIC3RD	656	1	1	0	9
482	POL ACTVY DSLK PERSONAL	657	1	1		9
483	POL ACTVY DSLK INDIGNATN	658	1	1		9
484	R'S PSNL QLTY SUIT POLT	659	2	3	00	97
485	R'S PSNL QLTY LIAB POLT	665	2	3	00	97
486	DFCLT-DIVIDING TIME	671	1	1		8
487	DFCLT-LOSS OF PRIVACY	672	1	1		8
488	DFCLT-OPEN TO CRITICISM	673	1	1		8
489	DFCLT-ARGUE W PEOPLE	674	1	1		8
490	DFCLT-COMPROMISE CONVCTN	675	1	1		8
491	DFCLT-WK W INCOMPETENCE	676	1	1		8
492	DFCLT-COMPETING W OTHERS	677	1	1		8
493	DFCLT-LOSING	678	1	1		8

VAR #	NAME	START TLOC	WIDTH/ RESP	# RESP	MD1	MD2
494	HYPO:SLANDEROUS CAMPAIGN	679	2	2	00	97
495	HYPO:SLANDER CAMPGN-SUM	683	1	1		6
496	HYPO:PERSONAL VS PUBLIC	684	1	1		7
497	HYPO:PRSNL VS PUB SUM	685	1	1		9
498	HYPO:CAMPAIGN ENTHUSIASM	686	2	2	00	97
499	HYPO:CAMPGN ENTHSM-SUM	690	1	1		9
500	OP QLTY SCALE:CONFIDENT	691	1	1		9
501	OP QLTY SCALE:DEPENDENT	692	1	1		9
502	OP QLTY SCALE:AMBITIOUS	693	1	1		9
503	OP QLTY SCALE:CALM	694	1	1		9
504	OP QLTY SCALE:RATIONAL	695	1	1		9
505	OP QLTY SCALE:NON-COMPET	696	1	1		9
506	OP QLTY SCALE:UNSYMPATHY	697	1	1		9
507	OP QLTY SCALE:EMOTIONAL	698	1	1		9
508	OP QLTY SCALE:SUBTLE	699	1	1		9
509	OP QLTY SCALE:FLEXIBLE	700	1	1		9
510	OP QLTY SCALE:DECISIVE	701	1	1		9
511	EVENT UPSET MOST	702	1	1		8
512	EVENT UPSET LEAST	703	1	1		8
513	WHAT MOST IMPORTANT	704	1	1		8
514	WHAT LEAST IMPORTANT	705	1	1		8
515	WANT 1ST F DGHTR-SPORTS	706	1	1		8
516	WANT 2ND F DGHTR-SPORTS	707	1	1		8

VAR #	NAME	START TLOC	WIDTH/ RESP	# RESP	MD1	MD2
517	WANT 1ST F DGHTR-KINDNSS	708	1	1		8
518	WANT 2ND F DGHTR-KINDNSS	709	1	1		8
519	WANT 1ST F SON-SPORTS	710	1	1		8
520	WANT 2ND F SON-SPORTS	711	1	1		8
521	WANT 1ST F SON-KINDNESS	712	1	1		8
522	WANT 2ND F SON-KINDNESS	713	1	1		8
523	TRUST MOST PEOPLE	714	1	1		9
524	PEOPLE TRY TO BE HELPFUL	715	1	1		8
525	PEOPLE TAKE ADVANTAGE	716	1	1		8
526	HOW TRUE:ENJOY DTL WORK	717	1	1		9
527	HOW TRUE:OTHERS KNOW BTR	718	1	1		8
528	HOW TRUE:R COMPETITIVE	719	1	1		9
529	HOW TRUE:CHANGES IN SELF	720	1	1		8
530	HOW TRUE:PROBLEM SOLVING	721	1	1		9
531	HOW TRUE:LIKE PRAISE	722	1	1		8
532	HOW TRUE:LIKE SCHEDULES	723	1	1		8
533	HOW TRUE:ARGUING ISSUE	724	1	1		8
534	HOW TRUE:INVOLVED N OTRS	725	1	1		8
535	HOW TRUE:DO MANY THINGS	726	1	1		8
536	HOW TRUE:MOTIVES UNIMPT	727	1	1		8

VAR #	NAME	START TLOC	WIDTH/ RESP	# RESP	MD1	MD2
537	MOST IMPT PROBLEM GOVT	728	3	3		991
538	MOST IMPT PROBLEM PSNL	737	3	3		991
539	A-D MILITARY PRIORITY	746	1	1		9
540	A-D US GIVE ECONOMIC AID	747	1	1		9
541	A-D WITHDRAW ASIA TROOPS	748	1	1		9
542	A-D US-CUBAN RELATIONS	749	1	1		9
543	A-D WITHDRAW EURO TROOPS	750	1	1		9
544	A-D WAR ONLY IF US ATTKD	751	1	1		9
545	A-D NO NUCLEAR WEAPONS	752	1	1		9
546	A-D US SUPPORT UN	753	1	1		9
547	WORK LAYOFF:WMN VS MEN	754	1	1		8
548	R'S OPINION ON ABORTION	755	1	1		7
549	R'S OPINION ON DAY CARE	756	1	1		9
550	WELFARE SCALE	757	1	1		8
551	THERMO:CIVIL RTS LEADERS	758	2	1		98
552	THERMO:POLICEMEN	760	2	1		98
553	THERMO:JUDGES	762	2	1		98
554	THERMO:ROCK FESTIVALS	764	2	1		98
555	THERMO:POLITICIANS	766	2	1		98
556	THERMO:MILITARY	768	2	1		98
557	THERMO:WHITES	770	2	1		98
558	THERMO:BLACKS	772	2	1		98
559	THERMO:WELFARE RECIPIENT	774	2	1		98

VAR #	NAME	START TLOC	WIDTH/ RESP	# RESP	MD1	MD2
560	THERMO:POLITICAL DEMONST	776	2	1		98
561	THERMO:BLACK MILITANTS	778	2	1		98
562	SUCCESS CHARACTERISTICS	780	2	3	00	97
563	WOMEN DISCRIMINATION-POL	786	2	3	00	98
564	A-D FAMILY RESPONSIBLTYS	792	1	1		8
565	A-D WOMEN OPPOSE WOMEN	793	1	1		8
566	A-D WOMEN NOT TAUGHT POL	794	1	1		8
567	A-D MEN PREVENT WOMEN	795	1	1		8
568	A-D WOMEN POL UNSUITED	796	1	1		8
569	A-D MORE WOMEN IN POLTCS	797	1	1		8
570	A-D WOMEN-POL ADVANTAGE	798	1	1		8
571	PTY LEADERS DISCOURAGE	799	1	1		7
572	XEXAMPLE OF DISCOURAGE	800	1	1	0	9
573	XREASONS FOR DISCOURAGE	801	2	3	00	98
574	XWOMEN EXPERIENCE DISCRM	807	1	1	0	8
575	XWOMEN GET PREFERENCE	808	1	1	0	8
576	ATT TOWARD WOMEN'S LIB	809	1	1		9
577	XWHY PRO/CON WOMEN'S LIB	810	2	2	00	98
578	PTY COMPETITION-STATE	814	1	1		8
579	PTY COMPETITION-CONG DST	815	1	1		9

VAR #	NAME	START TLOC	WIDTH/ RESP	# RESP	MD1	MD2
580	PTY COMPETITION-PRECINCT	816	1	1		8
581	HOW STRONG PTY ORG LOCAL	817	1	1		8
582	WOMEN PARTICIPATE LOCAL	818	1	1		8
583	ACTIVE IN WMN'S POL ORG	819	1	1	0	9
584	XWHICH WOMEN'S POL ORG?	820	1	2	0	7
585	CAMPAIGNED-CAND BEFORE	822	1	1		9
586	XHOW MANY CAMPAIGNS?	823	2	1	00	98
587	ORIGINAL POL INVOLVEMENT	825	1	2	0	7
588	XRELUCTANCE- POL INVOLVE	827	1	1	0	9
589	XMOTIVATION- POL INVOLVE	828	1	1	0	9
590	WHO PLAN TO VOTE FOR '72	829	1	1		4
591	XPLAN CAMPAIGN WORK	830	1	1	0	8
592	WORK FOR LOCAL CANDIDATE	831	1	1		8
593	CONTRIBUTE PRES CAMPAIGN	832	1	1		8
594	DATE OF BIRTH	833	4	1	6099	
595	AGE	837	2	1		99
596	NATIONALITY-ETHNICITY	839	3	2	000	997
597	SUMMARY-NATIONALITY	845	2	3	00	97
598	EDUCATION-HIGHEST GRADE	851	2	1		99
599	XHIGH SCHOOL DIPLOMA	853	1	1	0	9
600	XCOLLEGE DEGREE	854	1	1	0	9
601	SUMMARY-HIGHEST EDUC LVL	855	2	1		99
602	R'S CRNT EMPLOYMENT STUS	857	1	1		9

VAR #	NAME	START TLOC	WIDTH/ RESP	# RESP	MD1	MD2
603	XWHEN DID R RETIRE	858	2	1	00	99
604	X(NT WRKG)EVER WORK FOR\$	860	1	1	0	
605	XR'S OCC-PSNT OR FORMER	861	3	1	000	999
606	XINDUSTRY CODE-R'S OCC	864	3	1	000	999
607	XR IS (WAS) SELF-EMPLOYED	867	1	1	0	9
608	X(NT WRKG)WORKED PAST YR	868	1	1	0	9
609	XIS R CURRENTLY WORKING	869	1	1	0	9
610	X# HRS/WK R DOES (DID) WRK	870	2	1	00	98
611	X(IF WRKG)UEMLPD PAST YR	872	1	1	0	9
612	X(H.W/STUDENT) WRK PST YR	873	1	1	0	9
613	X(H.W/STUDENT) WORK NOW	874	1	1	0	9
614	X(H.W/STUDENT) OCC PST YR	875	3	1	000	999
615	X(H.W/STUDENT) INDSY CODE	878	3	1	000	999
616	X(H.W/STUDENT) SELF-EMPLD	881	1	1	0	9
617	X(H.W/STUDENT) #HR/WK WRK	882	2	1	00	98
618	XSPOUSE CRNT EMPLT STUS	884	1	1	0	9
619	X(SPOUSE) WHEN RETIRED	885	2	1	00	99
620	X(SPOUSE)EVER WORK FOR \$	887	1	1	0	
621	X(SPOUSE)OCC-PST/PRESENT	888	3	1	000	999
622	X(SPOUSE)OCC-INDSTY CODE	891	3	1	000	999

VAR #	NAME	START TLOC	WIDTH/ RESP	# RESP	MD1	MD2
623	X(SPOUSE) SELF-EMPLOYED	894	1	1	0	9
624	X(SPOUSE) WORK PAST YEAR	895	1	1	0	
625	X(SPOUSE)WORK NOW FOR \$	896	1	1	0	
626	X(SPOUSE) #HRS/WK WORK	897	2	1	00	98
627	X(SPOUSE) UEMLPD PAST YR	899	1	1	0	9
628	X(SP-HW/STD)WORK PAST YR	900	1	1	0	
629	X(SP-HW/STD)WORKING NOW	901	1	1	0	9
630	X(SP-HW/STD)OCC-PAST	902	3	1	000	999
631	X(SP-HW/STD)OCC-IND CODE	905	3	1	000	999
632	X(SP-HW/STD)SELF-EMPLD	908	1	1	0	9
633	X(SP-HW/STD) #HRS/WK WRKD	909	2	1	00	98
634	R'S WORKING STUS-SUMMARY	911	1	1		9
635	XSP WORKING STUS-SUMMARY	912	1	1	0	9
636	WOMEN'S WORK PATTERN-NOW	913	2	1	00	97
637	WOMEN'S WORK PATTERN-IDL	915	2	1	00	97
638	RELIGIOUS PREFERENCE	917	3	1	000	790
639	PLACE OF BIRTH	920	3	1		997
640	SIZE PLACE R GREW UP	923	1	1		7
641	R'S FAMILY INCOME	924	1	1		9
642	R'S SEX	925	1	1		9
643	R'S RACE	926	1	1		7
644	R'S RELATION TO HEAD	927	1	1	0	9
645	PERSON PRESENT AT INTRVW	928	1	6		8

VAR #	NAME	START TLOC	WIDTH/ RESP	# RESP	MD1	MD2
646	R'S COOPERATION	934	1	1		9
647	R'S LEVEL POL KNOWLEDGE	935	1	1		9
648	R'S INTELLIGENCE	936	1	1		9
649	R'S SUSPICIONS ABT STUDY	937	1	1		9
650	R'S INTEREST N INTERVIEW	938	1	1		9
651	R'S SINCERITY	939	1	1		9
652	WHY DELEGATE:MC 1ST	940	2	1	00	97
653	WHY DELEGATE:MC 2ND	942	2	1	00	97
654	WHY DELEGATE:MC 3RD	944	2	1	00	97
655	WHY DELEGATE:PC 1ST	946	2	1		99
656	WHY DELEGATE:PC 2ND	948	2	1	00	99
657	WHY DELEGATE:PC 3RD	950	2	1	00	99
658	HOW SECURED NOM: 1ST	952	2	1	00	97
659	HOW SECURED NOM: 2ND	954	2	1	00	97
660	HOW SECURED NOM: 3RD	956	2	1	00	97
661	XY REFORM GOOD/BAD: 1ST	958	2	1	00	99
662	XY REFORM GOOD/BAD: 2ND	960	2	1	00	99
663	XY REFORM GOOD/BAD: 3RD	962	2	1	00	99
664	XGRPS MTG SEPRATELY:1ST	964	2	1	00	97
665	XGRPS MTG SEPRATELY:2ND	966	2	1	00	97

VAR #	NAME	START TLOC	WIDTH/ RESP	# RESP	MD1	MD2
666	XGRPS MTG SEPRATELY:3RD	968	2	1	00	97
667	XGRPS MTG SEPRATELY:4TH	970	2	1	00	97
668	XW/WHICH GRPS R MET: 1ST	972	2	1	00	97
669	XW/WHICH GRPS R MET: 2ND	974	2	1	00	97
670	XW/WHICH GRPS R MET: 3RD	976	2	1	00	97
671	XR FVRS/DISFVRS NWPC:1ST	978	2	1	00	98
672	XR FVRS/DISFVRS NWPC:2ND	980	2	1	00	98
673	XNWPC'S IMPCT-CONV-1ST	982	2	1	00	97
674	XNWPC'S IMPCT-CONV-2ND	984	2	1	00	97
675	XNWPC'S IMPCT-WMN-1ST	986	2	1	00	97
676	XNWPC'S IMPCT-WMN-2ND	988	2	1	00	97
677	XNWPC'S IMPCT-OTRS-1ST	990	1	1	0	9
678	XNWPC'S IMPCT-OTRS-2ND	991	1	1	0	9
679	XBLK CCS IMPCT-CONV-1ST	992	2	1	00	97
680	XBLK CCS IMPCT-CONV-2ND	994	2	1	00	97
681	XBLK CCS IMPCT-BLKS-1ST	996	2	1	00	97
682	XBLK CCS IMPCT-BLKS-2ND	998	2	1	00	97
683	XBLK CCS IMPCT-OTRS-1ST	1000	1	1	0	9
684	XBLK CCS IMPCT-OTRS-2ND	1001	1	1	0	9
685	XLABOR'S IMPCT-CONV-1ST	1002	2	1	00	97
686	XLABOR'S IMPCT-CONV-2ND	1004	2	1	00	97
687	XLABOR'S IMPCT-LABOR-1ST	1006	2	1	00	98
688	XLABOR'S IMPCT-LABOR-2ND	1008	2	1	00	98

VAR #	NAME	START TLOC	WIDTH/RESP	# RESP	MD1	MD2
689	XLABOR'S IMPCT-OTRS- 1ST	1010	1	1	0	9
690	XLABOR'S IMPCT-OTRS- 2ND	1011	1	1	0	9
691	XWAYS FAM-POLT CNFLT-1ST	1012	2	1	00	97
692	XWAYS FAM-POLT CNFLT-2ND	1014	2	1	00	97
693	XSPS FVRS R'S POL- 1ST	1016	1	1	0	7
694	XSPS FVRS R'S POL- 2ND	1017	1	1	0	7
695	XSPS OPPTS R'S POL- 1ST	1018	1	1	0	7
696	XSPS OPPTS R'S POL-2ND	1019	1	1	0	7
697	R'S PSNL QLTY SUIT-1ST	1020	2	1	00	97
698	R'S PSNL QLTY SUIT-2ND	1022	2	1	00	97
699	R'S PSNL QLTY SUIT-3RD	1024	2	1	00	97
700	R'S PSNL QLTY LIAB-1ST	1026	2	1	00	97
701	R'S PSNL QLTY LIAB-2ND	1028	2	1	00	97
702	R'S PSNL QLTY LIAB-3RD	1030	2	1	00	97
703	HYPO:SLANDRS CMPGN-1ST	1032	2	1		97
704	HYPO:SLANDRS CMPGN-2ND	1034	2	1	00	97
705	HYPO:CMPGN ENTHSIASM-1ST	1036	2	1		97
706	HYPO:CMPGN ENTHSIASM-2ND	1038	2	1	00	97
707	MOST IMPT PROB-GOVT-1ST	1040	3	1		997
708	MOST IMPT PROB-GOVT-2ND	1043	3	1		991

VAR #	NAME	START TLOC	WIDTH/RESP	# RESP	MD1	MD2
709	MOST IMPT PROB-GOVT-3RD	1046	3	1		991
710	MOST IMPT PROB-PSNL-1ST	1049	3	1		997
711	MOST IMPT PROB-PSNL-2ND	1052	3	1		991
712	MOST IMPT PROB-PSNL-3RD	1055	3	1		991
713	SUCCESS CHARACTERSTCS-1ST	1058	2	1	00	97
714	SUCCESS CHARACTERSTCS-2ND	1060	2	1	00	97
715	SUCCESS CHARACTERSTCS-3RD	1062	2	1	00	97
716	WMN POLTCL DSCRMNTN-1ST	1064	2	1		98
717	WMN POLTCL DSCRMNTN-2ND	1066	2	1	00	98
718	WMN POLTCL DSCRMNTN-3RD	1068	2	1	00	98
719	XREASONS DISCOURAGE-1ST	1070	2	1	00	98
720	XREASONS DISCOURAGE-2ND	1072	2	1	00	98
721	XREASONS DISCOURAGE-3RD	1074	2	1	00	98
722	XY R PRO/CON WMN LIB-1ST	1076	2	1	00	98
723	XY R PRO/CON WMN LIB-2ND	1078	2	1	00	98
724	XWMN'S POL ORGS- 1ST	1080	1	1	0	7
725	XWMN'S POL ORGS- 2ND	1081	1	1	0	7
726	ORIGINAL POL INVLVMT-1ST	1082	1	1		7
727	ORIGINAL POL INVLVMT-2ND	1083	1	1	0	7
728	NATNLTY-ETHNICITY- 1ST	1084	3	1	000	997
729	NATNLTY-ETHNICITY- 2ND	1087	3	1	000	997
730	SUMMARY NATIONALITY-1ST	1090	2	1	00	97
731	SUMMARY NATIONALITY-2ND	1092	2	1	00	97
732	SUMMARY NATIONALITY-3RD	1094	2	1	00	97



DECK AND COLUMN VARIABLE LISTING



## DICTIONARY CORRESPONDING TO OUTPUT;

## DECK AND COLUMN NUMBERS GIVEN

\*\*\*\*\*DECK= 1

COLUMNS	VARIABLE NAME	VAR #	NORESP	WIDTH	NODEC
1 - 4	STUDY NUMBER(7287)	1	1	4	0
5 - 6	IS THE CONSTANT: '01'				
7 - 11	RESPONDENT'S ID	2	1	5	0
12 - 12	PARTY ID	3	1	1	0
13 - 14	REGION	4	1	2	0
15 - 15	PRIMARY/NON-PRIMARY	5	1	1	0
16 - 16	DELEGATE TYPE	6	1	1	0
17 - 19	DATE QUESTIONNAIRE BACK	7	1	3	0
20 - 20	ATTENDED NATL CONV BFR	8	1	1	0
21 - 21	ATTEND 1968	9	1	1	0
22 - 22	ATTENDED 1964	10	1	1	0
23 - 23	ATTENDED 1960	11	1	1	0
24 - 24	ATTENDED 1956	12	1	1	0
25 - 25	ATTENDED 1952	13	1	1	0
26 - 26	ATTENDED 1948	14	1	1	0
27 - 27	ATTENDED 1944	15	1	1	0
28 - 28	ATTENDED 1940	16	1	1	0
29 - 29	NUMBER CONV ATTENDED	17	1	1	0
30 - 36	WHO ENCOURAGED TO RUN?	18	7	1	0
37 - 37	HOW DLGT SELECTED	19	1	1	0
38 - 38	CONTEST FOR DLGT POST?	20	1	1	0
39 - 39	MEMBER OF SLATE	21	1	1	0
40 - 40	CMPN-PSNL OR SLATE?	22	1	1	0
41 - 48	XWHAT CAMPAIGN INVOLVED	23	8	1	0
49 - 49	AMT OWN MONEY SPENT	24	1	1	0
50 - 50	SLCTN PRCS OPEN TO ALL	25	1	1	0
51 - 51	SLATE REPRESNTATIVENESS	26	1	1	0

52 - 52	SLCTN PRCS FAIR	27	1	1	0
53 - 53	LKHD OF PRDCG WINNER	28	1	1	0
54 - 54	PRIOR ACQTC W DELEGATES	29	1	1	0
55 - 55	IMPC OF WRKNG FOR PTY	30	1	1	0
56 - 56	IMPC OF DEPENDABILITY	31	1	1	0
57 - 57	IMPC OF RPSTG ST INTSTS	32	1	1	0
58 - 58	IMPC OF FINANCE CNTRBTN	33	1	1	0
59 - 59	IMPC OF PUBLIC OFFICE	34	1	1	0
60 - 60	IMPC OF PLCY VIEWS	35	1	1	0
61 - 61	IMPC OF PARTY OFFICE	36	1	1	0
62 - 62	IMPC OF PERSONALITY	37	1	1	0
63 - 63	IMPC OF LCL CMNTY RCGNTN	38	1	1	0
64 - 64	IMPC OF RPSTG PTY INSTS	39	1	1	0
65 - 65	MEN-WMN EQ OPP POL LDERS	40	1	1	0
66 - 66	MEN TRY EXCLUDE WMN	41	1	1	0
67 - 67	MNY NOT VT FOR WMN	42	1	1	0
68 - 68	CHNG WMN ROLES + 10 YRS	43	1	1	0
69 - 69	WMN BEHIND SCENE INFL	44	1	1	0
70 - 70	MEN-POL BETTER SUITED	45	1	1	0
71 - 71	POLTL MEN NEGLECT FAMILY	46	1	1	0
72 - 72	WMN HAVE MORE TIME	47	1	1	0
73 - 73	WMN AS RATIONAL AS MEN	48	1	1	0
74 - 74	CHARM IS WMNS ASSET	49	1	1	0
75 - 75	MOTHER-POLITICS DONT MIX	50	1	1	0
76 - 76	POLTL WOMEN NT FEMININE	51	1	1	0
77 - 77	WMN MR PWRFL THN MEN	52	1	1	0
78 - 78	CAREER WMN AGGRESSIVE	53	1	1	0
79 - 79	CHLDN SUFFER W WRKG MOS	54	1	1	0
80 - 80	WMN NOT SUITED FOR PROF	55	1	1	0

\*\*\*\*\*DECK= 2

COLUMNS	VARIABLE NAME	VAR #	NORESP	WIDTH	NODEC
1 - 4	STUDY NUMBER(7287)	1	1	4	0
5 - 6	IS THE CONSTANT: '02'				
7 - 11	RESPONDENT'S ID	2	1	5	0
12 - 13	PRE-CONV ID W ANY CAND	56	1	2	0
14 - 15	VOTE BOUND AT CONVENTION	57	1	2	0
16 - 17	R'S PREF FOR PRESIDENT	58	1	2	0
18 - 19	R'S LIKE LEAST FOR PRES	59	1	2	0
20 - 21	PTY NCM FOR PRES	60	1	2	0
22 - 23	WHO WIN ELECTN?	61	1	2	0
24 - 24	FAV/OP PARTY SERVICE	62	1	1	0
25 - 25	FAV/OP WORK FOR HARMONY	63	1	1	0
26 - 26	FAV/OP POSITION FIRM	64	1	1	0
27 - 27	FAV/OP PARTY ORG ROLE	65	1	1	0
28 - 28	FAV/CP CCPROMISE	66	1	1	0
29 - 29	FAV/OP PARTICIPATION	67	1	1	0
30 - 30	FAV/OP COMMITTED CAND	68	1	1	0
31 - 31	TRTT OF R'S CANDS DLGTS	69	1	1	0
32 - 32	TRTT OF REFORM ADVOC	70	1	1	0
33 - 33	TRTT OF RNK & FILE DLGTS	71	1	1	0
34 - 34	TRTT OF WOMEN	72	1	1	0
35 - 35	TRTT OF UNION DLGTS	73	1	1	0
36 - 36	TRTT OF CONSERV DLGTS	74	1	1	0
37 - 37	TRTT OF LDR CAND DLGTS	75	1	1	0
38 - 38	TRTT OF RADICAL DLGTS	76	1	1	0
39 - 39	TRTT OF YOUNG DLGTS	77	1	1	0
40 - 40	TRTT OF MIDDLE AMERICANS	78	1	1	0
41 - 41	TRTT OF LIBERAL DLGTS	79	1	1	0

42 - 42	TRTT OF BLACK DLGTS	80	1	1	0
43 - 43	TRTT OF R'S STATE DLGTS	81	1	1	0
44 - 44	TRTT OF CONV LEADERSHIP	82	1	1	0
45 - 45	TRTT OF DLGTS LIKE R	83	1	1	0
46 - 46	TRTT OF FARM DLGTS	84	1	1	0
47 - 47	TRTT OF BUSN INTST DLGTS	85	1	1	0
48 - 48	INFO ABT STATE DLGTN	86	1	1	0
49 - 49	INFO ABT R'S CANDIDATE	87	1	1	0
50 - 50	INFO ABT PLTFRM CMTE	88	1	1	0
51 - 51	INFO ABT OTR ST DLGTN	89	1	1	0
52 - 52	INFO ABT CRDNTLS CMTE	90	1	1	0
53 - 53	INFO ABT OTR GROUPS	91	1	1	0
54 - 54	PARTICIPN IN OWN DLGTN	92	1	1	0
55 - 55	PARTICIPN IN CAND MTGS	93	1	1	0
56 - 56	PARTICIPN IN PLT+CRDN	94	1	1	0
57 - 57	PARTICIPN IN RFRM ACTVY	95	1	1	0
58 - 58	PARTICIPN IN OTR GROUPS	96	1	1	0
59 - 59	INFL DCSNS IN STATE DEL	97	1	1	0
60 - 60	INFL DCSNS IN CAND MTG	98	1	1	0
61 - 61	INFL DCSNS ON PLT & CRD	99	1	1	0
62 - 62	INFL DCSNS ON PTY RFRM	100	1	1	0
63 - 63	INFL DCSNS OF OTR GROUP	101	1	1	0
64 - 64	INTST IN NMNTN OF CAND	102	1	1	0
65 - 65	INTST IN ACTVY OF WMN	103	1	1	0
66 - 66	INTST IN PTY PLTFRM DCSN	104	1	1	0
67 - 67	INTST IN CONV XCITMNT	105	1	1	0
68 - 68	INTST IN ST DLGTN DISAG	106	1	1	0
69 - 69	INTST IN PRTCN IMP EVNT	107	1	1	0
70 - 70	INTST IN SEATING DLGTS	108	1	1	0
71 - 71	INTST IN BLACK ACTVY	109	1	1	0
72 - 72	INTST IN PARTY RFRM	110	1	1	0

73 - 73	INTST IN MTNG OTR DLGTS	111	1	1	0
74 - 74	INTST IN NATL POLTL LDRS	112	1	1	0
75 - 75	INTST IN CNTCT W IMP PPL	113	1	1	0
76 - 76	INTST IN LEARNING POLT	114	1	1	0
77 - 80	ARE BLANK				

\*\*\*\*\*DECK= 3

COLUMNS	VARIABLE NAME	VAR #	NORESP	WIDTH	NODEC
1 - 4	STUDY NUMBER(7287)	1	1	4	0
5 - 6	IS THE CONSTANT: '03'				
7 - 11	RESPONDENT'S ID	2	1	5	0
12 - 12	MOST IMP FNCT OF CONV	115	1	1	0
13 - 13	2ND IMP FNCT OF CONV	116	1	1	0
14 - 14	3RD IMP FNCT OF CONV	117	1	1	0
15 - 15	4TH IMP FNCT OF CONV	118	1	1	0
16 - 16	5TH IMP FNCT OF CONV	119	1	1	0
17 - 18	YR 1ST ACTV IN POLTICS	120	1	2	0
19 - 19	CONTINUED ACTIVITY?	121	1	1	0
20 - 20	EVER SPRT DFRNT PTY?	122	1	1	0
21 - 21	VOTE STRAIGHT TKT?	123	1	1	0
22 - 22	PTY POS-NATL PTY STAFF	124	1	1	0
23 - 23	PTY POS-PRES CMPN STAFF	125	1	1	0
24 - 24	PTY POS-NATL CMTEMAN/WMN	126	1	1	0
25 - 25	PTY POS-OTR NATL ROLE	127	1	1	0
26 - 26	PTY POS-ST PTY CHRNM	128	1	1	0
27 - 27	PTY POS-ST CTRL CMTE	129	1	1	0
28 - 28	PTY POS-ST CMPN DRCTR	130	1	1	0
29 - 29	PTY PGS-OTR ST POS	131	1	1	0
30 - 30	PTY POS-DIST CHRNM	132	1	1	0
31 - 31	PTY POS-DIST CMPN MNGR	133	1	1	0
32 - 32	PTY POS-CNTY CHRNM/WMN	134	1	1	0
33 - 33	PTY POS-CNTY BRD	135	1	1	0
34 - 34	PTY POS-CNTY CMPN DRCTR	136	1	1	0
35 - 35	PTY POS-OTR CNTY POS	137	1	1	0
36 - 36	PTY POS-CITY CHRNM	138	1	1	0

37 - 37	PTY POS-OTR LCL ORG POS	139	1	1	0
38 - 38	PUB PCS-VP	140	1	1	0
39 - 39	PUB PCS-US SENATOR	141	1	1	0
40 - 40	PUB POS-CNGSMN	142	1	1	0
41 - 41	PUB PCS-CAB MBR	143	1	1	0
42 - 42	PUB POS-FED JUDGE	144	1	1	0
43 - 43	PUB POS-FED PROS	145	1	1	0
44 - 44	PUB POS-AMBASSADOR	146	1	1	0
45 - 45	PUB POS-OTR NATL POS	147	1	1	0
46 - 46	PUB POS-GOVERNOR	148	1	1	0
47 - 47	PUB POS-LT GOV	149	1	1	0
48 - 48	PUB POS-ST SEN	150	1	1	0
49 - 49	PUB POS-ST REP	151	1	1	0
50 - 50	PUB PCS- ST JUDGE	152	1	1	0
51 - 51	PUB POS-ST ADMIN POS	153	1	1	0
52 - 52	PUB PCS-OTR ST OFC	154	1	1	0
53 - 53	PUB POS-MAYOR	155	1	1	0
54 - 54	PUB POS-COUNCIL MBR	156	1	1	0
55 - 55	PUB POS-CTR LCL OFC	157	1	1	0
56 - 56	R ACTIVE IN CMPN	158	1	1	0
57 - 58	PARENTS ACTV IN POLT?	159	1	2	0
59 - 59	XPARENTS HOLD OFCS?	160	1	1	0
60 - 60	XSPOUSE SHARE POL INTST	161	1	1	0
61 - 61	XSPOUSE APPRV POLTL PTY	162	1	1	0
62 - 62	POLT PRTCN-FRND/FAM ACTV	163	1	1	0
63 - 63	POLT PRTCN-SPRT PTCLR CN	164	1	1	0
64 - 64	POLT PRTCN-BUSN/PROF RSN	165	1	1	0
65 - 65	POLT PRCTN-WAY OF LIFE	166	1	1	0
66 - 66	POLT PRTCN-SUPPT PTY	167	1	1	0
67 - 67	POLT PRTCN-SOC CNTCTS	168	1	1	0
68 - 68	POLT PRTCN-FUN & XCITMT	169	1	1	0

69 - 69	POLT PRTCN-WANT CAREER	170	1	1	0
70 - 70	POLT PRTCN-CIVIC DUTY	171	1	1	0
71 - 71	POLT PRTCN-INFL PTY PLCY	172	1	1	0
72 - 72	POLT PRTCN-DO IMP WRK	173	1	1	0
73 - 73	POLT PRTCN-RECOGNITION	174	1	1	0
74 - 75	WANT PUB OFFICE	175	1	2	0
76 - 76	XEFFORT FOR PUB OFC	176	1	1	0
77 - 78	WANT PARTY POS	177	1	2	0
79 - 80	ARE BLANK				

\*\*\*\*\*DECK= 4

COLUMNS	VARIABLE NAME	VAR #	NORESP	WIDTH	NODEC
1 - 4	STUDY NUMBER(7287)	1	1	4	0
5 - 6	IS THE CONSTANT: '04'				
7 - 11	RESPONDENT'S ID	2	1	5	0
12 - 12	XEFFORT FOR PTY POS	178	1	1	0
13 - 14	TOP OF R'S CAREER	179	1	2	0
15 - 15	XEFFORT FR TOP OF CAREER	180	1	1	0
16 - 16	R-SCALE-INFLATION	181	1	1	0
17 - 17	CHISHOLM-SCALE-INFLATION	182	1	1	0
18 - 18	MUSKIE-SCALE-INFLATION	183	1	1	0
19 - 19	NIXON-SCALE-INFLATION	184	1	1	0
20 - 20	MCGOVERN-SCALE-INFLATION	185	1	1	0
21 - 21	ROCKFLR-SCALE-INFLATION	186	1	1	0
22 - 22	HUMPHREY-SCALE-INFLATION	187	1	1	0
23 - 23	AGNEW-SCALE-INFLATION	188	1	1	0
24 - 24	WALLACE-SCALE-INFLATION	189	1	1	0
25 - 25	REAGAN-SCALE-INFLATION	190	1	1	0
26 - 26	KENNEDY-SCALE-INFLATION	191	1	1	0
27 - 27	CONNALLY-SCALE-INFLATION	192	1	1	0
28 - 28	R-SCALE-BUSING	193	1	1	0
29 - 29	AGNEW-SCALE-BUSING	194	1	1	0
30 - 30	CHISHOLM-SCALE-BUSING	195	1	1	0
31 - 31	CONNALLY-SCALE-BUSING	196	1	1	0
32 - 32	HUMPHREY-SCALE-BUSING	197	1	1	0
33 - 33	KENNEDY-SCALE-BUSING	198	1	1	0
34 - 34	MCGOVERN-SCALE-BUSING	199	1	1	0
35 - 35	MUSKIE-SCALE-BUSING	200	1	1	0
36 - 36	NIXON-SCALE-BUSING	201	1	1	0

## DECK 4

37 - 37	REAGAN-SCALE-BUSING	202	1	1	0
38 - 38	ROCKFLR-SCALE-BUSING	203	1	1	0
39 - 39	WALLACE-SCALE-BUSING	204	1	1	0
40 - 40	R-SCALE-VIETNAM	205	1	1	0
41 - 41	WALLACE-SCALE-VIETNAM	206	1	1	0
42 - 42	ROCKFLR-SCALE-VIETNAM	207	1	1	0
43 - 43	REAGAN-SCALE-VIETNAM	208	1	1	0
44 - 44	NIXON-SCALE-VIETNAM	209	1	1	0
45 - 45	MUSKIE-SCALE-VIETNAM	210	1	1	0
46 - 46	MCGOVERN-SCALE-VIETNAM	211	1	1	0
47 - 47	KENNEDY-SCALE-VIETNAM	212	1	1	0
48 - 48	HUMPHREY-SCALE-VIETNAM	213	1	1	0
49 - 49	CONNALLY-SCALE-VIETNAM	214	1	1	0
50 - 50	CHISHOLM-SCALE-VIETNAM	215	1	1	0
51 - 51	AGNEW-SCALE-VIETNAM	216	1	1	0
52 - 52	R-SCALE-CRIME	217	1	1	0
53 - 53	MCGOVERN-SCALE-CRIME	218	1	1	0
54 - 54	MUSKIE-SCALE-CRIME	219	1	1	0
55 - 55	KENNEDY-SCALE-CRIME	220	1	1	0
56 - 56	NIXON-SCALE-CRIME	221	1	1	0
57 - 57	HUMPHREY-SCALE-CRIME	222	1	1	0
58 - 58	REAGAN-SCALE-CRIME	223	1	1	0
59 - 59	CONNALLY-SCALE-CRIME	224	1	1	0
60 - 60	ROCKFLR-SCALE-CRIME	225	1	1	0
61 - 61	CHISHOLM-SCALE-CRIME	226	1	1	0
62 - 62	WALLACE-SCALE-CRIME	227	1	1	0
63 - 63	AGNEW-SCALE-CRIME	228	1	1	0
64 - 65	R-THMTR-NATL WMN CAUCUS	229	1	2	0
66 - 67	R-THMTR-CONSERVATIVES	230	1	2	0
68 - 69	R-THMTR-CONV LDRS	231	1	2	0
70 - 71	R-THMTR-PTY RFRM LDRS	232	1	2	0

72 - 73	R-THMTR-MID AMERS	233	1	2	0
74 - 75	R-THMTR-WMN'S LIB	234	1	2	0
76 - 77	R-THMTR-BLACKS	235	1	2	0
78 - 80	ARE BLANK				

\*\*\*\*\*DECK= 5

COLUMNS	VARIABLE NAME	VAR #	NORESP	WIDTH	NODE
1 - 4	STUDY NUMBER(7287)	1	1	4	0
5 - 6	IS THE CONSTANT: '05'				
7 - 11	RESPONDENT'S ID	2	1	5	0
12 - 13	R-THMTR-LIBERALS	236	1	2	0
14 - 15	R-THMTR-UNION LDERS	237	1	2	0
16 - 17	R-THMTR-BUSN INTST	238	1	2	0
18 - 19	R-THMTR-DEMOCRATS	239	1	2	0
20 - 21	R-THMTR-REPUBLICANS	240	1	2	0
22 - 23	R-THMTR-NIXON	241	1	2	0
24 - 25	R-THMTR-MCGOVERN	242	1	2	0
26 - 27	R-THMTR-HUMPHREY	243	1	2	0
28 - 29	R-THMTR-CHISHOLM	244	1	2	0
30 - 31	R-THMTR-ROCKFLR	245	1	2	0
32 - 33	R-THMTR-WALLACE	246	1	2	0
34 - 35	R-THMTR-CONNALLY	247	1	2	0
36 - 37	R-THMTR-AGNEW	248	1	2	0
38 - 39	R-THMTR-MUSKIE	249	1	2	0
40 - 41	R-THMTR-REAGAN	250	1	2	0
42 - 43	R-THMTR-KENNEDY	251	1	2	0
44 - 45	R-THMTR-FDR	252	1	2	0
46 - 47	R-THMTR-TRUMAN	253	1	2	0
48 - 49	R-THMTR-TAFT	254	1	2	0
50 - 51	R-THMTR-EISENHOWER	255	1	2	0
52 - 53	R-THMTR-STEVENSON	256	1	2	0
54 - 55	R-THMTR-DULLES	257	1	2	0
56 - 57	R-THMTR-JFK	258	1	2	0
58 - 59	R-THMTR-DIRKSEN	259	1	2	0

60 - 61	R-THMTR-LEJ	260	1	2	0
62 - 63	R-THMTR-GOLDWATER	261	1	2	0
64 - 64	GOVT WASTES MONEY	262	1	1	0
65 - 65	TRUST GOVT	263	1	1	0
66 - 66	WHO RUNS GOVT	264	1	1	0
67 - 67	GOVT KNOWS WHAT DOING	265	1	1	0
68 - 68	GOVT PEOPLE CROOKED	266	1	1	0
69 - 69	TV NEWS COVERAGE	267	1	1	0
70 - 70	NEWSPAPER COVERAGE	268	1	1	0
71 - 71	R'S SEX	269	1	1	0
72 - 73	R'S DATE OF BIRTH	270	1	2	0
74 - 74	R'S MARITAL STATUS	271	1	1	0
75 - 75	R'S CHILDREN	272	1	1	0
76 - 77	XAGE R'S YNGST CHLD	273	1	2	0
78 - 80	ARE BLANK				

\*\*\*\*\*DECK= 6

COLUMNS	VARIABLE NAME	VAR #	NORESP	WIDTH	NODEC
1 - 4	STUDY NUMBER(7287)	1	1	4	0
5 - 6	IS THE CONSTANT: '06'				
7 - 11	RESPONDENT'S ID	2	1	5	0
12 - 12	R-BLCK/NGR/AFRO-AMER	274	1	1	0
13 - 13	R-JEWISH	275	1	1	0
14 - 14	R-ENG/SCTSH/WELSH	276	1	1	0
15 - 15	R-IRISH	277	1	1	0
16 - 16	R-GERMANIC	278	1	1	0
17 - 17	R-ITALIAN	279	1	1	0
18 - 18	R-GREEK	280	1	1	0
19 - 19	R-FRENCH	281	1	1	0
20 - 20	R-SCANDINAVIAN	282	1	1	0
21 - 21	R-OTR WEST EUR	283	1	1	0
22 - 22	R-POLISH	284	1	1	0
23 - 23	R-SLAVIC	285	1	1	0
24 - 24	R-OTR EAST EUR	286	1	1	0
25 - 25	R-ARABIC	287	1	1	0
26 - 26	R-CHICANO	288	1	1	0
27 - 27	R-CUBAN	289	1	1	0
28 - 28	R-PUERTO RICAN	290	1	1	0
29 - 29	R-AMER INDIAN	291	1	1	0
30 - 30	R-JAPANESE	292	1	1	0
31 - 31	R-CHINESE	293	1	1	0
32 - 32	R-OTR ASIAN	294	1	1	0
33 - 33	R-NO ETHNIC ID	295	1	1	0
34 - 45	R'S ETHNICITY	296	6	2	0
46 - 46	R'S SCL CLASS	297	1	1	0

47 - 47	R'S EDUCATION	298	1	1	0
48 - 48	XR'S SPOUSE'S EDUCATION	299	1	1	0
49 - 49	R'S MOTHER'S EDUCATION	300	1	1	0
50 - 50	R'S FATHER'S EDUCATION	301	1	1	0
51 - 51	R RETIRED	302	1	1	0
52 - 53	R'S OCCUPATION	303	1	2	0
54 - 55	XR'S SPOUSE'S OCCUPATION	304	1	2	0
56 - 57	R'S MOTHER'S OCCUPATION	305	1	2	0
58 - 59	R'S FATHER'S OCCUPATION	306	1	2	0
60 - 61	R'S RELIGIOUS PREFERENCE	307	1	2	0
62 - 62	XR'S CHURCH ATTEND	308	1	1	0
63 - 64	R'S PLACE OF BIRTH	309	1	2	0
65 - 65	AREA WHERE R GREW UP	310	1	1	0
66 - 67	YRS IN PRES CMNTY	311	1	2	0
68 - 68	R'S FAMILY INCOME	312	1	1	0
69 - 69	R MBR-CHURCH/RLGS GRP	313	1	1	0
70 - 70	R MBR-SERVICE CLUB	314	1	1	0
71 - 71	R MBR-CIVIC GROUP	315	1	1	0
72 - 72	R MBR-SCHOOL GROUP	316	1	1	0
73 - 73	R MBR-OCCUPATIONAL GROUP	317	1	1	0
74 - 74	R MBR-LABOR UNION	318	1	1	0
75 - 75	R MBR-PRTSN POLT GP	319	1	1	0
76 - 76	R MBR-FEMINST GP	320	1	1	0
77 - 77	R MBR-LGUE WMN VTRS	321	1	1	0
78 - 78	R MBR-SOCIAL CLUB	322	1	1	0
79 - 80	ARE BLANK				

\*\*\*\*\*DECK= 7

COLUMNS	VARIABLE NAME	VAR #	NORESP	WIDTH	NODEC
1 - 4	STUDY NUMBER(7287)	1	1	4	0
5 - 6	IS THE CONSTANT: '07'				
7 - 11	RESPONDENT'S ID	2	1	5	0
12 - 12	R'S POLITICAL ACTIVITY	323	1	1	0
13 - 13	R'S POLITICAL VIEWS	324	1	1	0
14 - 15	TOP R'S CAREER/PUBLIC	346	1	2	0
16 - 17	TOP R'S CAREER/PARTY	347	1	2	0
18 - 18	R HOLDS PARTY POSITION	348	1	1	0
19 - 19	R HOLDS PUBLIC POSITION	349	1	1	0
20 - 20	FILTER	350	1	1	0
21 - 21	WEIGHT	351	1	1	0
22 - 23	SIZE OF CITY	352	1	2	0
24 - 24	HOUSEHOLD COMPOSITION	353	1	1	0
25 - 28	DATE OF INTERVIEW	354	1	4	0
29 - 31	LENGTH OF INTERVIEW	355	1	3	0
32 - 32	ATTENDED NATL CONV BFR	356	1	1	0
33 - 33	XATTENDED 1968	357	1	1	0
34 - 34	XATTENDED 1964	358	1	1	0
35 - 35	XATTENDED 1960	359	1	1	0
36 - 36	XATTENDED 1956	360	1	1	0
37 - 37	XATTENDED 1952	361	1	1	0
38 - 38	XATTENDED 1948	362	1	1	0
39 - 39	XATTENDED 1944	363	1	1	0
40 - 40	XATTENDED 1940	364	1	1	0
41 - 41	XATTENDED 1936	365	1	1	0
42 - 42	SUMMARY: # CONV ATTENDED	366	1	1	0
43 - 48	WHY DELEGATE: MAIN CODE	367	3	2	0

49 - 54	WHY DELEGATE: PARTICIPN	368	3	2	0
55 - 60	HOW SECURED NOMINATION	369	3	2	0
61 - 61	HOW FINALLY CHOSEN	370	1	1	0
62 - 62	BOUND TO PRES. CANDIDATE	371	1	1	0
63 - 64	XWHICH PRES. CANDIDATE?	372	1	2	0
65 - 66	R'S CANDIDATE'S PREF	373	1	2	0
67 - 67	R'S STATE DLGTM ATTENDCE	374	1	1	0
68 - 68	XR'S ACTIVITY-DELEGATION	375	1	1	0
69 - 69	DLGTM CHAIRMAN CONTEST	376	1	1	0
70 - 70	XR'S ACTIVITY IN CONTEST	377	1	1	0
71 - 71	EFFECT OF REFORM MVMNT	378	1	1	0
72 - 77	XWHY REFORM GOOD/BAD	379	3	2	0
78 - 78	TASKS ASSIGNED TO R?	380	1	1	0
79 - 80	R'S CONVNTN TASK CODE-1ST	381	1	2	0

\*\*\*\*\*DECK= 8

COLUMNS	VARIABLE NAME	VAR #	NORESP	WIDTH	NODEC
1 - 4	STUDY NUMBER(7287)	1	1	4	0
5 - 6	IS THE CONSTANT: '08'				
7 - 11	RESPONDENT'S ID	2	1	5	0
12 - 12	XTASK-ACTIVITY LEVEL-1ST	382	1	1	0
13 - 13	XTASK-FORML/INFORMAL-1ST	383	1	1	0
14 - 14	XTASK-STATE/COSMPLTN-1ST	384	1	1	0
15 - 16	R'S CONVTN TASK CODE-2ND	385	1	2	0
17 - 17	XTASK-ACTIVITY LEVEL-2ND	386	1	1	0
18 - 18	XTASK-FORML/INFORMAL-2ND	387	1	1	0
19 - 19	XTASK-STATE/COSMPLTN-2ND	388	1	1	0
20 - 20	WOMEN PARTICIPN N DLGTN	389	1	1	0
21 - 21	WOMEN INFLUENTL N DLGTN	390	1	1	0
22 - 22	GROUPS MTGS N DELEGATION	391	1	1	0
23 - 30	XGROUPS MTG SEPARATELY	392	4	2	0
31 - 31	XDID R MEET W ANY GROUPS	393	1	1	0
32 - 37	XWITH WHICH GROUPS R MET	394	3	2	0
38 - 38	INFO ABT STATE DLGTN	395	1	1	0
39 - 39	INFO ABT R'S CANDIDATE	396	1	1	0
40 - 40	INFO ABT OTR ST DLGTN	397	1	1	0
41 - 41	INFO ABT PLTFRM CMTE	398	1	1	0
42 - 42	INFO ABT CRDNTLS CMTE	399	1	1	0
43 - 44	XR'S INFO ABT OTR GROUPS	400	1	2	0
45 - 45	INFO ABT OTR GROUPS	401	1	1	0
46 - 46	PARTICIPN IN OWN DLGTN	402	1	1	0
47 - 47	PARTICIPN IN CAND MTGS	403	1	1	0
48 - 48	PARTICIPN IN PLTFM DCSNS	404	1	1	0
49 - 49	PARTICIPN IN CREDIT DCSNS	405	1	1	0

50 - 50	PARTICIPN IN RULES DCSNS	406	1	1	0
51 - 51	PARTICIPN IN OTR GROUPS	407	1	1	0
52 - 52	INFL DCSNS IN OWN DLGTM	408	1	1	0
53 - 53	INFL DCSNS IN CAND MTG	409	1	1	0
54 - 54	INFL DCSNS ON PLTFM ISSU	410	1	1	0
55 - 55	INFL DCSNS ON CREDIT ISSU	411	1	1	0
56 - 56	INFL DCSNS ON RULES ISSU	412	1	1	0
57 - 57	INFL DCSNS OF OTR GROUPS	413	1	1	0
58 - 58	R'S EXPECTATION OF INFL	414	1	1	0
59 - 59	MTG W NON-ST DLGTM WMN	415	1	1	0
60 - 60	R'S REACTION TO NWPC	416	1	1	0
61 - 64	XR FAVORS/DISFAVORS NWPC	417	2	2	0
65 - 65	R'S DLGTM WMN FAVOR NWPC	418	1	1	0
66 - 66	R'S DLGTM MEN FAVOR NWPC	419	1	1	0
67 - 67	NWPC'S IMPACT ON CONVTN	420	1	1	0
68 - 71	XNWPC'S IMPACT ON CONVTN	421	2	2	0
72 - 75	XNWPC'S IMPACT ON WOMEN	422	2	2	0
76 - 77	XNWPC'S IMPACT ON OTHERS	423	2	1	0
78 - 78	R'S REACTION TO BLK CCS	424	1	1	0
79 - 80	ARE BLANK				

\*\*\*\*\*DECK= 9

COLUMNS	VARIABLE NAME	VAR #	NORESP	WIDTH	NODEC
1 - 4	STUDY NUMBER(7287)	1	1	4	0
5 - 6	IS THE CONSTANT: '09'				
7 - 11	RESPONDENT'S ID	2	1	5	0
12 - 12	BLK CCS'S IMPACT-CONVTN	425	1	1	0
13 - 16	XBLK CCS'S IMPACT-CONVTN	426	2	2	0
17 - 20	XBLK CCS'S IMPACT-BLACKS	427	2	2	0
21 - 22	XBLK CCS'S IMPACT-OTHERS	428	2	1	0
23 - 23	R'S RECTION TO LABOR	429	1	1	0
24 - 24	LABOR'S IMPACT ON CONVTN	430	1	1	0
25 - 28	XLABOR'S IMPACT-CONVTN	431	2	2	0
29 - 32	XLABOR'S IMPACT ON LABOR	432	2	2	0
33 - 34	XLABOR'S IMPACT-OTHERS	433	2	1	0
35 - 35	A-D SOUTH CAROLINA DCSN	434	1	1	0
36 - 36	XS CAROLINA:WMN'S ISSUE	435	1	1	0
37 - 37	XS CAROLINA:CHALNG LEGIT	436	1	1	0
38 - 38	A-D CALIFORNIA DECISION	437	1	1	0
39 - 39	A-D ILLINOIS CHALLENGE	438	1	1	0
40 - 40	FAIRNESS OF CREDIT PROCDS	439	1	1	0
41 - 41	A-D PLATFORM FIGHTS	440	1	1	0
42 - 42	A-D ABORTION ISSUE	441	1	1	0
43 - 43	A-D ISRAELI PLANK	442	1	1	0
44 - 44	FAIRNESS OF PLTFRM PROCD	443	1	1	0
45 - 45	FAIRNESS OF RULE30 PROCD	444	1	1	0
46 - 46	FAIRNESS OF ABORTN PROCD	445	1	1	0
47 - 47	FAIRNESS OF TRTT OF WMN	446	1	1	0
48 - 48	SPOUSE ATTEND CONVENTION	447	1	1	0
49 - 49	OTHER FAMILY MMERS ATTND	448	1	1	0

50 - 52	CONVENTION EXPENSES	449	1	3	0
53 - 53	EXPENSES A PROBLEM?	450	1	1	0
54 - 54	PARTY POSITION NOW HOLD	451	1	1	0
55 - 56	XWHAT IS R'S PARTY POS	452	1	2	0
57 - 57	EVER HELD PUBLIC OFFICE	453	1	1	0
58 - 59	XHIGHEST POS R HAS HELD	454	1	2	0
60 - 60	XR ELECTED OR APPOINTED	455	1	1	0
61 - 61	XR NOW HOLDS PUBLIC OFFC	456	1	1	0
62 - 63	XR'S PRESENT PUBLIC OFFC	457	1	2	0
64 - 64	MARITAL STATUS	458	1	1	0
65 - 65	FAMILY-POLITICS CONFLICT	459	1	1	0
66 - 69	XWHAT WAYS FAM-POL CNFLT	460	2	2	0
70 - 70	XSPOUSE ACTIVE N POLITIC	461	1	1	0
71 - 71	XSPOUSE'S PUB-PTY OFFICE	462	1	1	0
72 - 72	XSPOUSE'S ATTD R'S POL	463	1	1	0
73 - 74	XSPOUSE FVR R'S POL	464	2	1	0
75 - 76	XSPOUSE DISFVR R'S POL	465	2	1	0
77 - 78	POL ACTVY LIKE PRTCN-1ST	466	1	2	0
79 - 80	ARE BLANK				

\*\*\*\*\*DECK=10

COLUMNS	VARIABLE NAME	VAR #	NORESP	WIDTH	NODEC
1 - 4	STUDY NUMBER(7287)	1	1	4	0
5 - 6	IS THE CONSTANT: '10'				
7 - 11	RESPONDENT'S ID	2	1	5	0
12 - 12	POL ACTVY LIKE VALUE 1ST	467	1	1	0
13 - 13	POL ACTVY LIKE PUBLIC1ST	468	1	1	0
14 - 15	POL ACTVY LIKE PRTCN-2ND	469	1	2	0
16 - 16	POL ACTVY LIKE VALUE-2ND	470	1	1	0
17 - 17	POL ACTVY LIKE PUBLIC2ND	471	1	1	0
18 - 19	POL ACTVY LIKE PRTCN-3RD	472	1	2	0
20 - 20	POL ACTVY LIKE VALUE 3RD	473	1	1	0
21 - 21	POL ACTVY LIKE PUBLIC3RD	474	1	1	0
22 - 22	POL ACTVY LIKE PERSONAL	475	1	1	0
23 - 23	POL ACTVY DSLK VALUE-1ST	476	1	1	0
24 - 24	POL ACTVY DSLK PUBLIC1ST	477	1	1	0
25 - 25	POL ACTVY DSLK VALUE-2ND	478	1	1	0
26 - 26	POL ACTVY DSLK PUBLIC2ND	479	1	1	0
27 - 27	POL ACTVY DSLK VALUE-3RD	480	1	1	0
28 - 28	POL ACTVY DSLK PUBLIC3RD	481	1	1	0
29 - 29	POL ACTVY DSLK PERSONAL	482	1	1	0
30 - 30	POL ACTVY DSLK INDIGNATN	483	1	1	0
31 - 36	R'S PSNL QLTY SUIT POLT	484	3	2	0
37 - 42	R'S PSNL QLTY LIAB POLT	485	3	2	0
43 - 43	DFCLT-DIVIDING TIME	486	1	1	0
44 - 44	DFCLT-LCSS OF PRIVACY	487	1	1	0
45 - 45	DFCLT-OPEN TO CRITICISM	488	1	1	0
46 - 46	DFCLT-ARGUE W PEOPLE	489	1	1	0
47 - 47	DFCLT-COMPROMISE CONVCTN	490	1	1	0

48 - 48	DFCLT-WK W INCOMPETENCE	491	1	1	0
49 - 49	DFCLT-COMPETING W OTHERS	492	1	1	0
50 - 50	DFCLT-LOSING	493	1	1	0
51 - 54	HYPO:SLANDEROUS CAMPAIGN	494	2	2	0
55 - 55	HYPO:SLANDER CAMPGN-SUM	495	1	1	0
56 - 56	HYPO:PERSONAL VS PUBLIC	496	1	1	0
57 - 57	HYPO:PRSNL VS PUB SUM	497	1	1	0
58 - 61	HYPO:CAMPAIGN ENTHUSIASM	498	2	2	0
62 - 62	HYPO:CAMPGN ENTHSM-SUM	499	1	1	0
63 - 63	OP QLTY SCALE:CONFIDENT	500	1	1	0
64 - 64	OP QLTY SCALE:DEPENDENT	501	1	1	0
65 - 65	OP QLTY SCALE:AMBITIOUS	502	1	1	0
66 - 66	OP QLTY SCALE:CALM	503	1	1	0
67 - 67	OP QLTY SCALE:RATIONAL	504	1	1	0
68 - 68	OP QLTY SCALE:NON-COMPET	505	1	1	0
69 - 69	OP QLTY SCALE:UNSYMPATHY	506	1	1	0
70 - 70	OP QLTY SCALE:EMOTIONAL	507	1	1	0
71 - 71	OP QLTY SCALE:SUBTLE	508	1	1	0
72 - 72	OP QLTY SCALE:FLEXIBLE	509	1	1	0
73 - 73	OP QLTY SCALE:DECISIVE	510	1	1	0
74 - 74	EVENT UPSET MOST	511	1	1	0
75 - 75	EVENT UPSET LEAST	512	1	1	0
76 - 76	WHAT MOST IMPORTANT	513	1	1	0
77 - 77	WHAT LEAST IMPORTANT	514	1	1	0
78 - 78	WANT 1ST F DGHTR-SPORTS	515	1	1	0
79 - 80	ARE BLANK				

\*\*\*\*\*DECK=11

COLUMNS	VARIABLE NAME	VAR #	NORESP	WIDTH	NODEC
1 - 4	STUDY NUMBER(7287)	1	1	4	0
5 - 6	IS THE CONSTANT: '11'				
7 - 11	RESPONDENT'S ID	2	1	5	0
12 - 12	WANT 2ND F DGHTR-SPORTS	516	1	1	0
13 - 13	WANT 1ST F DGHTR-KINDNSS	517	1	1	0
14 - 14	WANT 2ND F DGHTR-KINDNSS	518	1	1	0
15 - 15	WANT 1ST F SON-SPORTS	519	1	1	0
16 - 16	WANT 2ND F SON-SPORTS	520	1	1	0
17 - 17	WANT 1ST F SON-KINDNESS	521	1	1	0
18 - 18	WANT 2ND F SON-KINDNESS	522	1	1	0
19 - 19	TRUST MOST PEOPLE	523	1	1	0
20 - 20	PEOPLE TRY TO BE HELPFUL	524	1	1	0
21 - 21	PEOPLE TAKE ADVANTAGE	525	1	1	0
22 - 22	HOW TRUE:ENJOY DTL WORK	526	1	1	0
23 - 23	HOW TRUE:OTHERS KNOW BTR	527	1	1	0
24 - 24	HOW TRUE:R COMPETITIVE	528	1	1	0
25 - 25	HOW TRUE:CHANGES IN SELF	529	1	1	0
26 - 26	HOW TRUE:PROBLEM SOLVING	530	1	1	0
27 - 27	HOW TRUE:LIKE PRAISE	531	1	1	0
28 - 28	HOW TRUE:LIKE SCHEDULES	532	1	1	0
29 - 29	HOW TRUE:ARGUING ISSUE	533	1	1	0
30 - 30	HOW TRUE:INVOLVED N OTRS	534	1	1	0
31 - 31	HOW TRUE:DO MANY THINGS	535	1	1	0
32 - 32	HOW TRUE:MOTIVES UNIMPT	536	1	1	0
33 - 41	MOST IMPT PROBLEM GOVT	537	3	3	0
42 - 50	MOST IMPT PROBLEM PSNL	538	3	3	0
51 - 51	A-D MILITARY PRIORITY	539	1	1	0

52 - 52	A-D US GIVE ECONOMIC AID	540	1	1	0
53 - 53	A-D WITHDRAW ASIA TROOPS	541	1	1	0
54 - 54	A-D US-CUBAN RELATIONS	542	1	1	0
55 - 55	A-D WITHDRAW EURO TROOPS	543	1	1	0
56 - 56	A-D WAR ONLY IF US ATTKD	544	1	1	0
57 - 57	A-D NC NUCLEAR WEAPONS	545	1	1	0
58 - 58	A-D US SUPPORT UN	546	1	1	0
59 - 59	WORK LAYOFF:WMN VS MEN	547	1	1	0
60 - 60	R'S OPINION ON ABORTION	548	1	1	0
61 - 61	R'S OPINION ON DAY CARE	549	1	1	0
62 - 62	WELFARE SCALE	550	1	1	0
63 - 64	THERMO:CIVIL RTS LEADERS	551	1	2	0
65 - 66	THERMO:POLICEMEN	552	1	2	0
67 - 68	THERMO:JUDGES	553	1	2	0
69 - 70	THERMO:ROCK FESTIVALS	554	1	2	0
71 - 72	THERMO:POLITICIANS	555	1	2	0
73 - 74	THERMO:MILITARY	556	1	2	0
75 - 76	THERMO:WHITES	557	1	2	0
77 - 78	THERMO:BLACKS	558	1	2	0
79 - 80	ARE BLANK				

\*\*\*\*\*DECK=12

COLUMNS	VARIABLE NAME	VAR #	NORESP	WIDTH	NODEC
1 - 4	STUDY NUMBER(7287)	1	1	4	0
5 - 6	IS THE CONSTANT: '12'				
7 - 11	RESPONDENT'S ID	2	1	5	0
12 - 13	THERMO:WELFARE RECIPIENT	559	1	2	0
14 - 15	THERMO:POLITICAL DEMONST	560	1	2	0
16 - 17	THERMO:BLACK MILITANTS	561	1	2	0
18 - 23	SUCCESS CHARACTERISTICS	562	3	2	0
24 - 29	WOMEN DISCRIMINATION-POL	563	3	2	0
30 - 30	A-D FAMILY RESPONSIBLTYS	564	1	1	0
31 - 31	A-D WOMEN OPPOSE WOMEN	565	1	1	0
32 - 32	A-D WOMEN NOT TAUGHT POL	566	1	1	0
33 - 33	A-D MEN PREVENT WOMEN	567	1	1	0
34 - 34	A-D WOMEN POL UNSUITED	568	1	1	0
35 - 35	A-D MORE WOMEN IN POLTCS	569	1	1	0
36 - 36	A-D WOMEN-POL ADVANTAGE	570	1	1	0
37 - 37	PTY LEADERS DISCOURAGE	571	1	1	0
38 - 38	XEXAMPLE OF DISCOURAGE	572	1	1	0
39 - 44	XREASONS FOR DISCOURAGE	573	3	2	0
45 - 45	XWOMEN EXPERIENCE DISCRM	574	1	1	0
46 - 46	XWOMEN GET PREFERENCE	575	1	1	0
47 - 47	ATT TOWARD WOMEN'S LIB	576	1	1	0
48 - 51	XWHY PRO/CON WOMEN'S LIB	577	2	2	0
52 - 52	PTY COMPETITION-STATE	578	1	1	0
53 - 53	PTY COMPETITION-CONG DST	579	1	1	0
54 - 54	PTY CCOMPETITION-PRECINCT	580	1	1	0
55 - 55	HOW STRONG PTY ORG LOCAL	581	1	1	0
56 - 56	WOMEN PARTICIPATE LOCAL	582	1	1	0

57 - 57	ACTIVE IN WMN'S POL ORG	583	1	1	0
58 - 59	XWHICH WOMEN'S POL ORG?	584	2	1	0
60 - 60	CAMPAIGNED-CAND BEFORE	585	1	1	0
61 - 62	XHOW MANY CAMPAIGNS?	586	1	2	0
63 - 64	ORIGINAL POL INVOLVEMENT	587	2	1	0
65 - 65	XRELUCTANCE- POL INVOLVE	588	1	1	0
66 - 66	XMOTIVATION- POL INVOLVE	589	1	1	0
67 - 67	WHO PLAN TO VOTE FOR '72	590	1	1	0
68 - 68	XPLAN CAMPAIGN WORK	591	1	1	0
69 - 69	WORK FOR LOCAL CANDIDATE	592	1	1	0
70 - 70	CONTRIBUTE PRES CAMPAIGN	593	1	1	0
71 - 74	DATE OF BIRTH	594	1	4	0
75 - 76	AGE	595	1	2	0
77 - 80	ARE BLANK				

\*\*\*\*\*DECK=13

COLUMNS	VARIABLE NAME	VAR #	NORESP	WIDTH	NODEC
1 - 4	STUDY NUMBER(7287)	1	1	4	0
5 - 6	IS THE CONSTANT: '13'				
7 - 11	RESPONDENT'S ID	2	1	5	0
12 - 17	NATIONALITY-ETHNICITY	596	2	3	0
18 - 23	SUMMARY-NATIONALITY	597	3	2	0
24 - 25	EDUCATION-HIGHEST GRADE	598	1	2	0
26 - 26	XHIGH SCHOOL DIPLOMA	599	1	1	0
27 - 27	XCOLLEGE DEGREE	600	1	1	0
28 - 29	SUMMARY-HIGHEST EDUC LVL	601	1	2	0
30 - 30	R'S CRNT EMPLOYMENT STUS	602	1	1	0
31 - 32	XWHEN DID R RETIRE	603	1	2	0
33 - 33	X(NT WRKG) EVER WORK FOR\$	604	1	1	0
34 - 36	XR'S OCC-PSNT OR FORMER	605	1	3	0
37 - 39	XINDUSTRY CODE-R'S OCC	606	1	3	0
40 - 40	XR IS (WAS) SELF-EMPLOYED	607	1	1	0
41 - 41	X(NT WRKG) WORKED PAST YR	608	1	1	0
42 - 42	XIS R CURRENTLY WORKING	609	1	1	0
43 - 44	X# HRS/WK R DOES (DID) WRK	610	1	2	0
45 - 45	X(IF WRKG) UEMPLD PAST YR	611	1	1	0
46 - 46	X(H.W/STUDENT) WRK PST YR	612	1	1	0
47 - 47	X(H.W/STUDENT) WORK NOW	613	1	1	0
48 - 50	X(H.W/STUDENT) OCC PST YR	614	1	3	0
51 - 53	X(H.W/STUDENT) INDSY CODE	615	1	3	0
54 - 54	X(H.W/STUDENT) SELF-EMPLD	616	1	1	0
55 - 56	X(H.W/STUDENT) #HR/WK WRK	617	1	2	0
57 - 57	XSPOUSE CRNT EMPLT STUS	618	1	1	0
58 - 59	X(SPOUSE) WHEN RETIRED	619	1	2	0

60 - 60	X (SPOUSE) EVER WORK FOR \$	620	1	1	0
61 - 63	X (SPOUSE) OCC-PST/PRESENT	621	1	3	0
64 - 66	X (SPOUSE) OCC-INDSTY CODE	622	1	3	0
67 - 67	X (SPOUSE) SELF-EMPLOYED	623	1	1	0
68 - 68	X (SPOUSE) WORK PAST YEAR	624	1	1	0
69 - 69	X (SPOUSE) WORK NOW FOR \$	625	1	1	0
70 - 71	X (SPOUSE) #HRS/WK WORK	626	1	2	0
72 - 72	X (SPOUSE) UEMLPD PAST YR	627	1	1	0
73 - 73	X (SP-HW/STD) WORK PAST YR	628	1	1	0
74 - 74	X (SP-HW/STD) WORKING NOW	629	1	1	0
75 - 77	X (SP-HW/STD) OCC-PAST	630	1	3	0
78 - 80	ARE BLANK				

\*\*\*\*\*DECK=14

COLUMNS	VARIABLE NAME	VAR #	NORESP	WIDTH	NODE
1 - 4	STUDY NUMBER(7287)	1	1	4	0
5 - 6	IS THE CONSTANT: '14'				
7 - 11	RESPONDENT'S ID	2	1	5	0
12 - 14	X(SP-HW/STD) OCC-IND CODE	631	1	3	0
15 - 15	X(SP-HW/STD) SELF-EMPLD	632	1	1	0
16 - 17	X(SP-HW/STD) #HRS/WK WRKD	633	1	2	0
18 - 18	R'S WORKING STUS-SUMMARY	634	1	1	0
19 - 19	XSP WORKING STUS-SUMMARY	635	1	1	0
20 - 21	WOMEN'S WORK PATTERN-NOW	636	1	2	0
22 - 23	WOMEN'S WORK PATTERN-IDL	637	1	2	0
24 - 26	RELIGIOUS PREFERENCE	638	1	3	0
27 - 29	PLACE OF BIRTH	639	1	3	0
30 - 30	SIZE PLACE R GREW UP	640	1	1	0
31 - 31	R'S FAMILY INCOME	641	1	1	0
32 - 32	R'S SEX	642	1	1	0
33 - 33	R'S RACE	643	1	1	0
34 - 34	R'S RELATICN TO HEAD	644	1	1	0
35 - 40	PERSON PRESENT AT INTRVW	645	6	1	0
41 - 41	R'S COOPERATION	646	1	1	0
42 - 42	R'S LEVEL POL KNOWLEDGE	647	1	1	0
43 - 43	R'S INTELLIGENCE	648	1	1	0
44 - 44	R'S SUSPICIONS ABT STUDY	649	1	1	0
45 - 45	R'S INTEREST N INTERVIEW	650	1	1	0
46 - 46	R'S SINCERITY	651	1	1	0
47 - 80	ARE BLANK				

CODEBOOK - PART A



CONVENTION DELEGATE STUDY - PART A

RESPONDENTS WHO DID NOT RETURN A MAIL QUESTIONNAIRE WERE CODED AS MISSING DATA THROUGHOUT PART A.

VAR #

1            ICPSR STUDY NUMBER

2            RESPONDENT IDENTIFICATION

3            PARTY IDENTIFICATION

<u>Rep</u>	<u>Dem</u>	
-	2672	1. DEMOCRAT
1120	-	2. REPUBLICAN

\*4            REGION IDENTIFICATION

SEE APPENDIX A FOR FREQUENCIES FOR THE STATES.

84      208      00. NEW ENGLAND

CONNECTICUT  
MAINE  
MASSACHUSETTS  
NEW HAMPSHIRE  
RHODE ISLAND  
VERMONT

164      507      10. MIDDLE ATLANTIC

DELAWARE  
NEW JERSEY  
NEW YORK  
PENNSYLVANIA

186      553      20. EAST NORTH CENTRAL

ILLINOIS  
INDIANA  
MICHIGAN  
OHIO  
WISCONSIN

\* ORIGINAL VARIABLE WAS STATE IDENTIFICATION--RECODED TO REGION.  
SEE SPECIAL SERVICING INFORMATION IN INTRODUCTION.

CONVENTION DELEGATE STUDY - PART A

VAR #

4            140        257     30. WEST NORTH CENTRAL  
(Con't.)

IOWA  
KANSAS  
MINNESOTA  
MISSOURI  
NEBRASKA  
NORTH DAKOTA  
SOUTH DAKOTA

244        510       40. SOLID SOUTH

VIRGINIA  
ALABAMA  
ARKANSAS  
FLORIDA  
GEORGIA  
LOUISIANA  
MISSISSIPPI  
NORTH CAROLINA  
SOUTH CAROLINA  
TEXAS

120        191       50. BORDER STATES

KENTUCKY  
MARYLAND  
OKLAHOMA  
TENNESSEE  
WASHINGTON, D.C.  
WEST VIRGINIA

110        155       60. MOUNTAIN STATES

ARIZONA  
COLORADO  
IDAHO  
MONTANA  
NEVADA  
NEW MEXICO  
UTAH  
WYOMING

72        291       70. PACIFIC STATES

CALIFORNIA  
OREGON  
WASHINGTON

CONVENTION DELEGATE STUDY - PART A

VAR #

4  
(Con't.)

80. EXTERNAL STATES AND TERRITORIES

ALASKA  
HAWAII  
PUERTO RICO

VIRGIN ISLANDS

5 PRIMARY/NON-PRIMARY

654	1803	1.	STATE HAS PRESIDENTIAL PRIMARY
466	869	2.	STATE DOES NOT HAVE PRESIDENTIAL PRIMARY

6 DELEGATE TYPE

1100	2630	1.	FINAL DELEGATE
20	42	3.	ALTERNATE [Attended 1972 Convention but as an alternate]
-	-	9.	NA

7 DATE QUESTIONNAIRE RETURNED

FIRST DIGIT=MONTH  
SECOND TWO DIGITS=DAY OF MONTH

601. JUNE 1, 1972  
630. JUNE 30, 1972  
701. JULY 1, 1972  
731. JULY 31, 1972  
801. AUGUST 1, 1972  
831. AUGUST 31, 1972  
901. SEPTEMBER 1, 1972  
930. SEPTEMBER 30, 1972  
001. OCTOBER 1, 1972  
031. OCTOBER 31, 1972  
101. NOVEMBER 1, 1972  
130. NOVEMBER 30, 1972  
999. MAIL QUESTIONNAIRE NOT RETURNED FOR MERGED DATASET

CONVENTION DELEGATE STUDY - PART A

VAR #

8 Q.1. HAVE YOU EVER ATTENDED A NATIONAL CONVENTION AS A  
DELEGATE OR ALTERNATE BEFORE.

266 231 1. ATTENDED  
539 1377 5. NEVER ATTENDED  
315 1064 9. NA

9 -- 1968  
< FOR FULL QUESTION TEXT SEE V 8 >

224 183 1. ATTENDED  
583 1435 5. DID NOT ATTEND  
313 1054 9. MAIL QUESTIONNAIRE NOT RETURNED FOR  
MERGED DATASET.

10 -- 1964  
< FOR FULL QUESTION TEXT SEE V 8 >

76 89 1. ATTENDED  
731 1529 5. DID NOT ATTEND  
313 1054 9. MAIL QUESTIONNAIRE NOT RETURNED FOR  
MERGED DATASET.

11 -- 1960  
< FOR FULL QUESTION TEXT SEE V 8 >

64 46 1. ATTENDED  
743 1572 5. DID NOT ATTEND  
313 1054 9. MAIL QUESTIONNAIRE NOT RETURNED FOR  
MERGED DATASET.

12 -- 1956  
< FOR FULL QUESTION TEXT SEE V 8 >

44 18 1. ATTENDED  
763 1600 5. DID NOT ATTEND  
313 1054 9. MAIL QUESTIONNAIRE NOT RETURNED FOR  
MERGED DATASET.

CONVENTION DELEGATE STUDY - PART A

VAR #

13	-- 1952			
		< FOR FULL QUESTION TEXT SEE V 8 >		
	28	13	1.	ATTENDED
	779	1605	5.	DID NOT ATTEND
	313	1054	9.	MAIL QUESTIONNAIRE NOT RETURNED FOR MERGED DATASET.
14	-- 1948			
		< FOR FULL QUESTION TEXT SEE V 8 >		
	24	11	1.	ATTENDED
	783	1607	5.	DID NOT ATTEND
	313	1054	9.	MAIL QUESTIONNAIRE NOT RETURNED FOR MERGED DATASET.
15	-- 1944			
		< FOR FULL QUESTION TEXT SEE V 8 >		
	20	7	1.	ATTENDED
	787	1611	5.	DID NOT ATTEND
	313	1054	9.	MAIL QUESTIONNAIRE NOT RETURNED FOR MERGED DATASET.
16	-- 1940			
		< FOR FULL QUESTION TEXT SEE V 8 >		
	14	2	1.	ATTENDED
	793	1616	5.	DID NOT ATTEND
	313	1054	9.	MAIL QUESTIONNAIRE NOT RETURNED FOR MERGED DATASET.
17	<u>NUMBER OF CONVENTIONS ATTENDED</u>			
	473	1289	1.	ONE
	184	149	2.	TWO
	30	51	3.	THREE

CONVENTION DELEGATE STUDY - PART A

VAR #

17	20	18	4.	FOUR
(Con't.)	28	11	5.	FIVE OR MORE
	385	1154	9.	NA

18 Q.2. WHO, IF ANYONE, APPROACHED YOU AND ENCOURAGED YOU TO SEEK A POSITION AS A DELEGATE TO THE NATIONAL CONVENTION THIS YEAR.

-----  
(SEVEN RESPONSES CODED)

166	465	1.	I DECIDED TO RUN ON MY OWN
160	203	2.	SOME CLOSE PERSONAL FRIENDS AND ASSOCIATES
40	526	3.	SOME PARTY MEMBERS, ALTHOUGH THEY DID NOT SPEAK OFFICIALLY FOR THE PARTY
20	87	4.	SUPPORTERS FOR A PARTICULAR CANDIDATE
254	105	5.	SOME CIVIC GROUPS AND ORGANIZATIONS OR THEIR MEMBERS
16	91	6.	THE COUNTY CHAIRMAN, PRECINCT CHAIRMAN, OR SOME OTHER PARTY OFFICIAL
43	63	7.	SUPPORTERS OF A PARTICULAR ISSUE
400	793	8.	OTHER
2191	7378	9.	NA
4550	8993	0.	NO FURTHER RESPONSE

19 Q.3. WERE YOU SELECTED AS A DELEGATE TO THIS YEAR'S NATIONAL CONVENTION:

-----  
232 620 1. THROUGH A PARTY PRIMARY  
388 482 2. THROUGH A STATE CONVENTION  
91 95 3. THROUGH A STATE OR LOCAL COMMITTEE  
80 383 4. THROUGH SOME TYPE OF MIXED SYSTEM  
329 1092 9. NA

CONVENTION DELEGATE STUDY - PART A

VAR #

20 Q.4. WHAT WERE THE CIRCUMSTANCES OF YOUR ELECTION AS A DELEGATE TO THE NATIONAL CONVENTION. WAS THERE:-----

118	485	1.	VERY CLOSE CONTEST FOR THE POSITION
108	399	2.	SOMEWHAT CLOSE CONTEST FOR THE POSITION
242	566	3.	NOT TOO CLOSE CONTEST FOR THE POSITION
323	143	4.	NO CONTEST AT ALL
329	1079	9.	NA

21 Q.5. DID YOU RUN FOR DELEGATE AS A MEMBER OF A SLATE.-----

300	926	1.	YES
481	656	5.	NO
339	1090	9.	NA

22 Q.6. DID YOU HAVE TO CAMPAIGN PERSONALLY TO BECOME A DELEGATE OR DID THE SLATE ASSUME THE BURDEN OF CAMPAIGNING.-----

331	329	0.	NO CAMPAIGN
348	659	1.	CAMPAIGNED PERSONALLY
50	127	2.	SLATE ASSUMED BURDEN
74	461	3.	BOTH
317	1096	9.	NA

CONVENTION DELEGATE STUDY - PART A

VAR #

23

Q.7. (IF CAMPAIGNED PERSONALLY) WHAT DID THIS INVOLVE.

(EIGHT RESPONSES CODED)

168	608	1. SPEECHES TO PARTY AND CIVIC GROUPS
26	108	2. APPEARANCES ON TELEVISION AND RADIO PROGRAMS
44	231	3. ADS IN THE NEWSPAPER
4	53	4. ADS ON RADIO AND TELEVISION
30	426	5. DOOR-TO-DOOR CANVASSING
192	511	6. MAIL CIRCULARS TO PROSPECTIVE VOTERS
156	578	7. TELEPHONE CAMPAIGNS
112	401	8. DONATE SERVICES TO PARTY OR CANDI- DATE
2542	8516	9. NA
5686	9944	0. INAP, DID NOT CAMPAIGN PERSONALLY; (OR NO FURTHER RESPONSE)

24

Q.8. ABOUT HOW MUCH OF YOUR OWN MONEY DID YOU HAVE TO INVEST IN THE CONTEST.

523	970	1. \$ 0 - \$ 49
74	189	2. \$ 50 - \$ 99
52	165	3. \$100 - \$199
30	92	4. \$200 - \$299
20	20	5. \$300 - \$399
-	2	6. \$400 - \$499
34	75	7. \$500 AND MORE
387	1159	9. NA

Q.9. WHAT IS YOUR OPINION OF THE PROCESS BY WHICH YOU WERE SELECTED AS A DELEGATE THIS YEAR AS COMPARED TO THAT OF PREVIOUS YEARS.

25

-- OPEN TO ANY INTERESTED PARTY MEMBER

CONVENTION DELEGATE STUDY - PART A

VAR #

25	283	1321	1. MORE THAN IN PREVIOUS YEARS
(Con't.)	416	156	3. ABOUT THE SAME
	12	37	5. LESS THAN IN PREVIOUS YEARS
	359	1112	8. DON'T KNOW
	50	46	9. NA

26           -- REPRESENTATIVENESS OF SLATE  
          < FOR FULL QUESTION TEXT SEE V 25 >  
          -----

	299	1063	1. MORE THAN IN PREVIOUS YEARS
	264	149	3. ABOUT THE SAME
	28	83	5. LESS THAN IN PREVIOUS YEARS
	401	1218	8. DON'T KNOW
	128	159	9. NA

27           -- FAIRNESS OF SELECTION PROCESS  
          < FOR FULL QUESTION TEXT SEE V 25 >  
          -----

	221	1157	1. MORE THAN IN PREVIOUS YEARS
	452	237	3. ABOUT THE SAME
	20	53	5. LESS THAN IN PREVIOUS YEARS
	349	1112	8. DON'T KNOW
	78	113	9. NA

28           -- LIKELIHOOD OF PRODUCING WINNER IN THE ELECTION  
          < FOR FULL QUESTION TEXT SEE V 25 >  
          -----

	227	626	1. MORE THAN IN PREVIOUS YEARS
	370	412	3. ABOUT THE SAME
	16	176	5. LESS THAN IN PREVIOUS YEARS
	383	1319	8. DON'T KNOW
	124	139	9. NA

CONVENTION DELEGATE STUDY - PART A

VAR #

29 Q.10. HOW MANY MEMBERS OF THE STATE DELEGATION WERE YOU  
PERSONALLY ACQUAINTED WITH BEFORE YOU RAN FOR DELEGATE.

---

100	25	1.	ALL
322	230	2.	MOST
200	563	3.	SOME
161	581	4.	A FEW
20	213	5.	NONE
317	1060	9.	NA

Q.11. HOW IMPORTANT WOULD YOU SAY EACH OF THE FOLLOWING  
QUALITIES IS FOR A DELEGATE TO HAVE.

---

30 -- WORKS HARD FOR PARTY

611	691	1.	VERY IMPORTANT
158	591	2.	SOMEWHAT IMPORTANT
28	230	3.	NOT TOO IMPORTANT
-	74	4.	NOT A CONSIDERATION
323	1086	9.	NA

31 -- DEPENDABLE

< FOR FULL QUESTION TEXT SEE V 30 >

603	1254	1.	VERY IMPORTANT
150	261	2.	SOMEWHAT IMPORTANT
34	36	3.	NOT TOO IMPORTANT
6	30	4.	NOT A CONSIDERATION
327	1091	9.	NA

CONVENTION DELEGATE STUDY - PART A

VAR #

32            -- WILL REPRESENT BEST INTERESTS OF STATE  
             < FOR FULL QUESTION TEXT SEE V 30 >

---

573	725	1.	VERY IMPORTANT
152	524	2.	SOMEWHAT IMPORTANT
44	215	3.	NOT TOO IMPORTANT
20	104	4.	NOT A CONSIDERATION
331	1104	9.	NA

33            -- CONTRIBUTES FINANCIALLY TO THE PARTY  
             < FOR FULL QUESTION TEXT SEE V 30 >

---

70	87	1.	VERY IMPORTANT
224	341	2.	SOMEWHAT IMPORTANT
309	540	3.	NOT TOO IMPORTANT
188	635	4.	NOT A CONSIDERATION
329	1069	9.	NA

34            -- RAN FOR OR HELD PUBLIC OFFICE  
             < FOR FULL QUESTION TEXT SEE V 30 >

---

46	54	1.	VERY IMPORTANT
160	264	2.	SOMEWHAT IMPORTANT
244	489	3.	NOT TOO IMPORTANT
343	778	4.	NOT A CONSIDERATION
327	1087	9.	NA

35            -- STRONG POLICY VIEWS  
             < FOR FULL QUESTION TEXT SEE V 30 >

---

172	659	1.	VERY IMPORTANT
350	607	2.	SOMEWHAT IMPORTANT

CONVENTION DELEGATE STUDY - PART A

VAR #

35	169	216	3. NOT TOO IMPORTANT
(Con't.)	92	78	4. NOT A CONSIDERATION
	337	1112	9. NA

36      -- HELD PARTY OFFICE  
         < FOR FULL QUESTION TEXT SEE V 30 >  
         -----

122	48	1. VERY IMPORTANT
248	253	2. SOMEWHAT IMPORTANT
208	458	3. NOT TOO IMPORTANT
209	807	4. NOT A CONSIDERATION
333	1106	9. NA

37      -- LIKEABLE PERSONALITY, EASY TO GET ALONG WITH  
         < FOR FULL QUESTION TEXT SEE V 30 >  
         -----

140	309	1. VERY IMPORTANT
372	739	2. SOMEWHAT IMPORTANT
182	359	3. NOT TOO IMPORTANT
101	162	4. NOT A CONSIDERATION
325	1103	9. NA

38      -- WELL KNOWN IN LOCAL COMMUNITY  
         < FOR FULL QUESTION TEXT SEE V 30 >  
         -----

222	448	1. VERY IMPORTANT
337	685	2. SOMEWHAT IMPORTANT
178	313	3. NOT TOO IMPORTANT
60	141	4. NOT A CONSIDERATION
323	1085	9. NA

CONVENTION DELEGATE STUDY - PART A

VAR #

39            -- WILL REPRESENT BEST INTERESTS OF PARTY  
              < FOR FULL QUESTION TEXT SEE V 30 >  
-----

619	848	1.	VERY IMPORTANT
164	536	2.	SOMEWHAT IMPORTANT
10	157	3.	NOT TOO IMPORTANT
-	58	4.	NOT A CONSIDERATION
327	1073	9.	NA

Q.12. NOW, SOME COMPARISONS OF WOMEN AND MEN. FIRST, IN  
POLITICS, WOULD YOU SAY:  
-----

40            -- WOMEN HAVE JUST AS MUCH OPPORTUNITY AS MEN TO BE-  
              COME POLITICAL LEADERS

173	172	1.	STRONGLY AGREE
278	314	2.	MODERATELY AGREE
92	244	3.	SLIGHTLY AGREE
102	215	4.	SLIGHTLY DISAGREE
78	244	5.	MODERATELY DISAGREE
74	418	6.	STRONGLY DISAGREE
323	1065	9.	NA

41            -- MOST MEN IN THE PARTY ORGANIZATION TRY TO KEEP  
              WOMEN OUT OF LEADERSHIP ROLES  
              < FOR FULL QUESTION TEXT SEE V 40 >  
-----

32	275	1.	STRONGLY AGREE
166	452	2.	MODERATELY AGREE
139	411	3.	SLIGHTLY AGREE

CONVENTION DELEGATE STUDY - PART A

VAR #

41	128	197	4. SLIGHTLY DISAGREE
(Con't.)	126	161	5. MODERATELY DISAGREE
	202	106	6. STRONGLY DISAGREE
	327	1070	9. NA

42           -- -- MANY WILL NOT VOTE FOR WOMEN CANDIDATES  
          < FOR FULL QUESTION TEXT SEE V 40 >

	90	293	1. STRONGLY AGREE
	125	440	2. MODERATELY AGREE
	250	440	3. SLIGHTLY AGREE
	114	229	4. SLIGHTLY DISAGREE
	76	106	5. MODERATELY DISAGREE
	140	82	6. STRONGLY DISAGREE
	325	1082	9. NA

43           -- -- WE CAN EXPECT TO SEE REALLY BIG CHANGES IN THE ROLE  
          AND POWER OF WOMEN IN THE POLITICAL PARTIES WITHIN THE  
          NEXT TEN YEARS.  
          < FOR FULL QUESTION TEXT SEE V 40 >

	325	935	1. STRONGLY AGREE
	268	439	2. MODERATELY AGREE
	150	179	3. SLIGHTLY AGREE
	26	24	4. SLIGHTLY DISAGREE
	16	20	5. MODERATELY DISAGREE
	10	5	6. STRONGLY DISAGREE
	325	1070	9. NA

CONVENTION DELEGATE STUDY - PART A

VAR #

Q.13. NEXT, IN POLITICS AND PUBLIC OFFICE:

44 -- WHILE WOMEN HOLD FEW PUBLIC OFFICES, THEY WORK BEHIND THE SCENES AND REALLY HAVE MORE INFLUENCE IN POLITICS THAN THEY'RE GIVEN CREDIT FOR

423	583	1. STRONGLY AGREE
202	452	2. MODERATELY AGREE
112	311	3. SLIGHTLY AGREE
30	81	4. SLIGHTLY DISAGREE
14	99	5. MODERATELY DISAGREE
18	75	6. STRONGLY DISAGREE
321	1071	9. NA

45 -- MOST MEN ARE BETTER SUITED EMOTIONALLY FOR POLITICS THAN ARE MOST WOMEN  
< FOR FULL QUESTION TEXT SEE V 44 >

114	133	1. STRONGLY AGREE
219	185	2. MODERATELY AGREE
170	199	3. SLIGHTLY AGREE
68	188	4. SLIGHTLY DISAGREE
88	192	5. MODERATELY DISAGREE
140	708	6. STRONGLY DISAGREE
321	1067	9. NA

46 -- TO BE REALLY ACTIVE IN POLITICS, MEN HAVE TO NEGLECT THEIR WIVES AND CHILDREN  
< FOR FULL QUESTION TEXT SEE V 44 >

112	232	1. STRONGLY AGREE
201	423	2. MODERATELY AGREE
196	354	3. SLIGHTLY AGREE
66	170	4. SLIGHTLY DISAGREE
60	173	5. MODERATELY DISAGREE
160	248	6. STRONGLY DISAGREE
325	1072	9. NA

CONVENTION DELEGATE STUDY - PART A

VAR #

47           -- WOMEN HAVE MORE TIME TO BE INVOLVED IN POLITICS  
              THAN MEN  
              < FOR FULL QUESTION TEXT SEE V 44 >

---

173	128	1.	STRONGLY AGREE
190	335	2.	MODERATELY AGREE
196	438	3.	SLIGHTLY AGREE
106	295	4.	SLIGHTLY DISAGREE
66	204	5.	MODERATELY DISAGREE
62	192	6.	STRONGLY DISAGREE
327	1080	9.	NA

48           -- WOMEN IN PUBLIC OFFICE CAN BE JUST AS LOGICAL AND  
              RATIONAL AS MEN  
              < FOR FULL QUESTION TEXT SEE V 44 >

---

398	1123	1.	STRONGLY AGREE
229	248	2.	MODERATELY AGREE
98	117	3.	SLIGHTLY AGREE
40	57	4.	SLIGHTLY DISAGREE
20	32	5.	MODERATELY DISAGREE
8	16	6.	STRONGLY DISAGREE
327	1079	9.	NA

49           -- FEMININE CHARM AND DIPLOMACY CAN BE A WOMAN'S  
              GREATEST ASSET IN GETTING AHEAD IN POLITICS  
              < FOR FULL QUESTION TEXT SEE V 44 >

---

185	193	1.	STRONGLY AGREE
262	331	2.	MODERATELY AGREE
180	498	3.	SLIGHTLY AGREE
94	211	4.	SLIGHTLY DISAGREE
56	161	5.	MODERATELY DISAGREE
22	188	6.	STRONGLY DISAGREE
321	1090	9.	NA

CONVENTION DELEGATE STUDY - PART A

VAR #

50            -- IT IS ALMOST IMPOSSIBLE TO BE A GOOD WIFE AND  
MOTHER AND HOLD PUBLIC OFFICE, TOO  
< FOR FULL QUESTION TEXT SEE V 44 >

54	154	1. STRONGLY AGREE
128	187	2. MODERATELY AGREE
164	197	3. SLIGHTLY AGREE
125	195	4. SLIGHTLY DISAGREE
132	322	5. MODERATELY DISAGREE
196	541	6. STRONGLY DISAGREE
321	1076	9. NA

51            -- WOMEN WHO SUCCEED IN POLITICS USUALLY HAVE TO  
SACRIFICE THEIR FEMININITY TO GET THERE  
< FOR FULL QUESTION TEXT SEE V 44 >

24	67	1. STRONGLY AGREE
70	108	2. MODERATELY AGREE
74	165	3. SLIGHTLY AGREE
122	206	4. SLIGHTLY DISAGREE
127	231	5. MODERATELY DISAGREE
374	796	6. STRONGLY DISAGREE
329	1099	9. NA

Q.14. NOW, THINKING MORE GENERALLY ABOUT WOMEN IN OUR SOCIETY:

52            -- ALTHOUGH NOT ALWAYS RECOGNIZED, WOMEN HAVE MORE REAL  
POWER THAN MEN

77	106	1. STRONGLY AGREE
124	148	2. MODERATELY AGREE
132	256	3. SLIGHTLY AGREE

CONVENTION DELEGATE STUDY - PART A

VAR #

52	232	374	4.	SLIGHTLY DISAGREE
(Con't.)	110	293	5.	MODERATELY DISAGREE
	122	410	6.	STRONGLY DISAGREE
	323	1085	9.	NA

53           -- -- SUCCESSFUL CAREER WOMEN ARE USUALLY COMPETITIVE AND  
AGGRESSIVE  
< FOR FULL QUESTION TEXT SEE V 52 >

---

205	353	1.	STRONGLY AGREE
296	590	2.	MODERATELY AGREE
190	345	3.	SLIGHTLY AGREE
42	149	4.	SLIGHTLY DISAGREE
48	83	5.	MODERATELY DISAGREE
14	77	6.	STRONGLY DISAGREE
325	1075	9.	NA

54           -- -- CHILDREN OF WORKING MOTHERS TEND TO BE LESS WELL-  
ADJUSTED THAN CHILDREN OF WOMEN WHO STAY AT HOME  
< FOR FULL QUESTION TEXT SEE V 52 >

---

60	107	1.	STRONGLY AGREE
125	169	2.	MODERATELY AGREE
162	197	3.	SLIGHTLY AGREE
146	225	4.	SLIGHTLY DISAGREE
122	287	5.	MODERATELY DISAGREE
166	590	6.	STRONGLY DISAGREE
339	1097	9.	NA

CONVENTION DELEGATE STUDY - PART A

VAR #  
55

-- WOMEN ARE EMOTIONALLY LESS WELL SUITED THAN MEN FOR  
BUSINESS AND PROFESSIONAL CAREERS  
< FOR FULL QUESTION TEXT SEE V 52 >

---

64	62	1.	STRONGLY AGREE
98	126	2.	MODERATELY AGREE
204	171	3.	SLIGHTLY AGREE
115	159	4.	SLIGHTLY DISAGREE
118	257	5.	MODERATELY DISAGREE
200	813	6.	STRONGLY DISAGREE
321	1084	9.	NA

56

Q.15. WHEN YOU ENTERED THE CONTEST TO BECOME A DELEGATE  
WERE YOU PUBLICLY IDENTIFIED WITH ANY CANDIDATE.

---

DEMOCRATS

19	01.	CHISHOLM
159	02.	HUMPHREY
41	03.	JACKSON
3	04.	KENNEDY
831	05.	MCGOVERN
8	06.	MILLS
148	07.	MUSKIE
53	08.	WALLACE
32	09.	OTHER DEMOCRAT
302	50.	NO
1076	99.	NA

REPUBLICANS

-	11.	ASHBROOK
-	12.	MCCLOSKEY
649	13.	NIXON
138	50.	NO
333	99.	NA

CONVENTION DELEGATE STUDY - PART A

VAR #

57

--- WHEN YOU GO TO THE CONVENTION WILL YOU BE BOUND BY  
STATE LAW OR BY PARTY CONVENTION TO VOTE FOR A CANDIDATE?

DEMOCRATS

-	01.	CHISHOLM
130	02.	HUMPHREY
2	03.	JACKSON
-	04.	KENNEDY
481	05.	MCGOVERN
8	06.	MILLS
46	07.	MUSKIE
102	08.	WALLACE
30	09.	OTHER DEMOCRAT
779	50.	NO
1094	99.	NA

REPUBLICANS

-	11.	ASHBROOK
-	12.	MCCLOSKEY
299	13.	NIXON
480	50.	NO
341	99.	NA

58

Q.16. WHETHER COMMITTED OR NOT, WHOM DO YOU MOST PREFER  
AS YOUR PARTY'S NOMINEE FOR PRESIDENT.

DEMOCRATS

30	01.	CHISHOLM
205	02.	HUMPHREY
82	03.	JACKSON
117	04.	KENNEDY
934	05.	MCGOVERN

CONVENTION DELEGATE STUDY - PART A

VAR #

58	7	06.	MILLS
(Con't.)	113	07.	MUSKIE
	53.	08.	WALLACE
	36	09.	OTHER DEMOCRAT
	1095	99.	NA

REPUBLICANS

12	11.	ASHBROOK
2	12.	MCCLOSKEY
777	13.	NIXON
10	19.	OTHER REPUBLICAN
319	99.	NA

59

-- WHOM DO YOU CONSIDER THE LEAST ACCEPTABLE AS YOUR  
PARTY'S NOMINEE.  
-----

DEMOCRATS

119	01.	CHISHOLM
36	02.	HUMPHREY
33	03.	JACKSON
19	04.	KENNEDY
133	05.	MCGOVERN
25	06.	MILLS
2	07.	MUSKIE
1187	08.	WALLACE
8	09.	OTHER DEMOCRAT
1110	99.	NA

REPUBLICANS

224	11.	ASHBROOK
479	12.	MCCLOSKEY
18	13.	NIXON
32	19.	OTHER REPUBLICAN
367	99.	NA

CONVENTION DELEGATE STUDY - PART A

VAR #

60            -- -- WHO DO YOU THINK WILL WIN YOUR PARTY'S NOMINATION  
FOR PRESIDENT.-----

DEMOCRATS

-	01.	CHISHOLM
83	02.	HUMPHREY
7	03.	JACKSON
44	04.	KENNEDY
1351	05.	MCGOVERN
2	06.	MILLS
21	07.	MUSKIE
19	08.	WALLACE
25	09.	OTHER DEMOCRAT
1120	99.	NA

REPUBLICANS

2	11.	ASHBROOK
-	12.	MCCLOSKEY
803	13.	NIXON
-	19.	OTHER REPUBLICAN
315	99.	NA

61            -- -- WHO DO YOU THINK WILL WIN THE ELECTION.  
-----

DEMOCRATS

-	01.	CHISHOLM
47	02.	HUMPHREY
6	03.	JACKSON
44	04.	KENNEDY
892	05.	MCGOVERN
-	06.	MILLS
23	07.	MUSKIE
17	08.	WALLACE
21	09.	OTHER DEMOCRAT

CONVENTION DELEGATE STUDY - PART A

VAR #

61 (Con't.)	REPUBLICANS			
	2	-	11.	ASHBROOK
	-	-	12.	MCCLOSKEY
	801	479	13.	NIXON
	-	-	19.	OTHER REPUBLICAN
	317	1143	99.	NA

Q.17. IN THINKING ABOUT THE DECISIONS THAT WILL BE MADE AT THE CONVENTION, WHICH OF THE FOLLOWING FACTORS WILL YOU FAVOR AND WHICH WILL YOU OPPOSE.

-----

62           -- -- COUNTING SERVICE TO THE PARTY HEAVILY IN NOMINATING CANDIDATES

	250	203	1.	STRONGLY FAVOR
	362	540	2.	FAVOR
	72	356	3.	OPPOSE
	20	139	4.	STRONGLY OPPOSE
	416	1434	9.	NO POSITION

63           -- -- WORKING TO MINIMIZE DISAGREEMENT WITHIN THE PARTY  
< FOR FULL QUESTION TEXT SEE V 62 >

-----

	316	531	1.	STRONGLY FAVOR
	428	840	2.	FAVOR
	24	86	3.	OPPOSE
	2	21	4.	STRONGLY OPPOSE
	350	1194	9.	NO POSITION

CONVENTION DELEGATE STUDY - PART A

VAR #

64           -- STANDING FIRM FOR POSITION EVEN IF IT MEANS RESIGNING  
              FROM PARTY  
              < FOR FULL QUESTION TEXT SEE V 62 >

---

56	213	1.	STRONGLY FAVOR
154	363	2.	FAVOR
336	547	3.	OPPOSE
142	231	4.	STRONGLY OPPOSE
432	1318	9.	NO POSITION

65           -- MINIMIZING THE ROLE OF THE PARTY ORGANIZATION IN NOM-  
              INATING CANDIDATES FOR OFFICE  
              < FOR FULL QUESTION TEXT SEE V 62 >

---

36	213	1.	STRONGLY FAVOR
80	496	2.	FAVOR
360	469	3.	OPPOSE
268	229	4.	STRONGLY OPPOSE
376	1265	9.	NO POSITION

66           -- PLAYING DOWN SOME ISSUES IF IT WILL IMPROVE THE  
              CHANCES OF WINNING  
              < FOR FULL QUESTION TEXT SEE V 62 >

---

96	251	1.	STRONGLY FAVOR
426	723	2.	FAVOR
172	367	3.	OPPOSE
54	146	4.	STRONGLY OPPOSE
372	1185	9.	NO POSITION

CONVENTION DELEGATE STUDY - PART A

VAR #

67           -- ENCOURAGING WIDESPREAD PARTICIPATION IN MAKING MOST  
PARTY DECISIONS  
< FOR FULL QUESTION TEXT SEE V 62 >

---

376	987	1.	STRONGLY FAVOR
370	500	2.	FAVOR
42	27	3.	OPPOSE
4	12	4.	STRONGLY OPPOSE
328	1146	9.	NO POSITION

68           -- SELECTING A NOMINEE WHO IS STRONGLY COMMITTED ON THE  
ISSUE  
< FOR FULL QUESTION TEXT SEE V 62 >

---

298	842	1.	STRONGLY FAVOR
382	561	2.	FAVOR
40	59	3.	OPPOSE
2	9	4.	STRONGLY OPPOSE
398	1201	9.	NO POSITION

Q.18. TO WHAT EXTENT DO YOU THINK THE ACTIONS OF THE  
CONVENTION WILL BE FAIR IN DEALING WITH THE WISHES OF  
EACH OF THE FOLLOWING GROUPS.

---

69           -- DELEGATES FAVORING YOUR CANDIDATE FOR NOMINATION

509	166	1.	ALWAYS VERY FAIR
252	1134	2.	GENERALLY QUITE FAIR
-	161	4.	PROBABLY QUITE UNFAIR
6	75	5.	CONVENTION WILL LARGELY IGNORE
353	1136	9.	NA

CONVENTION DELEGATE STUDY - PART A

VAR #

70

-- DELEGATES IN FAVOR OF REFORM  
< FOR FULL QUESTION TEXT SEE V 69 >  
-----

116	135	1.	ALWAYS VERY FAIR
503	1166	2.	GENERALLY QUITE FAIR
72	186	4.	PROBABLY QUITE UNFAIR
72	29	5.	CONVENTION WILL LARGELY IGNORE
357	1156	9.	NA

71

-- RANK AND FILE DELEGATES  
< FOR FULL QUESTION TEXT SEE V 69 >  
-----

257	144	1.	ALWAYS VERY FAIR
454	1184	2.	GENERALLY QUITE FAIR
26	120	4.	PROBABLY QUITE UNFAIR
26	75	5.	CONVENTION WILL LARGELY IGNORE
357	1149	9.	NA

72

-- WOMEN  
< FOR FULL QUESTION TEXT SEE V 69 >  
-----

249	123	1.	ALWAYS VERY FAIR
480	1154	2.	GENERALLY QUITE FAIR
30	219	4.	PROBABLY QUITE UNFAIR
8	29	5.	CONVENTION WILL LARGELY IGNORE
353	1147	9.	NA

73

-- LABOR UNION DELEGATES  
< FOR FULL QUESTION TEXT SEE V 69 >  
-----

180	232	1.	ALWAYS VERY FAIR
471	1110	2.	GENERALLY QUITE FAIR
76	137	4.	PROBABLY QUITE UNFAIR

CONVENTION DELEGATE STUDY - PART A

VAR #

73                    34            54    5. CONVENTION WILL LARGELY IGNORE  
(Con't.)  
                      359           1139   9. NA

74                    -- CONSERVATIVE DELEGATES  
                      < FOR FULL QUESTION TEXT SEE V 69 >  
                      -----

                      233            76    1. ALWAYS VERY FAIR  
                      486           942   2. GENERALLY QUITE FAIR  
                      34            298   4. PROBABLY QUITE UNFAIR  
                      6            191   5. CONVENTION WILL LARGELY IGNORE  
  
                      361           1165   9. NA

75                    -- DELEGATES SUPPORTING THE LEADING CONTENDER FOR NOMINATION  
                      < FOR FULL QUESTION TEXT SEE V 69 >  
                      -----

                      485           256   1. ALWAYS VERY FAIR  
                      264           1075   2. GENERALLY QUITE FAIR  
                      4            187   4. PROBABLY QUITE UNFAIR  
                      12            3    5. CONVENTION WILL LARGELY IGNORE  
  
                      355           1151   9. NA

76                    -- RADICAL DELEGATES  
                      < FOR FULL QUESTION TEXT SEE V 69 >  
                      -----

                      50            72    1. ALWAYS VERY FAIR  
                      264           675   2. GENERALLY QUITE FAIR  
                      142           486   4. PROBABLY QUITE UNFAIR  
                      299           289   5. CONVENTION WILL LARGELY IGNORE  
  
                      365           1150   9. NA

CONVENTION DELEGATE STUDY - PART A

VAR #

77

-- YOUNG DELEGATES  
< FOR FULL QUESTION TEXT SEE V 69 >

259	170	1.	ALWAYS VERY FAIR
456	1082	2.	GENERALLY QUITE FAIR
44	201	4.	PROBABLY QUITE UNFAIR
8	74	5.	CONVENTION WILL LARGELY IGNORE
353	1145	9.	NA

78

-- MIDDLE AMERICANS  
< FOR FULL QUESTION TEXT SEE V 69 >

321	133	1.	ALWAYS VERY FAIR
436	1203	2.	GENERALLY QUITE FAIR
2	115	4.	PROBABLY QUITE UNFAIR
-	56	5.	CONVENTION WILL LARGELY IGNORE
361	1165	9.	NA

79

-- LIBERAL DELEGATES  
< FOR FULL QUESTION TEXT SEE V 69 >

105	182	1.	ALWAYS VERY FAIR
446	1208	2.	GENERALLY QUITE FAIR
146	114	4.	PROBABLY QUITE UNFAIR
60	16	5.	CONVENTION WILL LARGELY IGNORE
363	1152	9.	NA

CONVENTION DELEGATE STUDY - PART A

VAR #

80           -- -- BLACK DELEGATES  
          < FOR FULL QUESTION TEXT SEE V 69 >

209	220	1.	ALWAYS VERY FAIR
502	1138	2.	GENERALLY QUITE FAIR
28	132	4.	PROBABLY QUITE UNFAIR
20	35	5.	CONVENTION WILL LARGELY IGNORE
361	1147	9.	NA

81           -- -- MEMBERS OF YOUR STATE DELEGATION  
          < FOR FULL QUESTION TEXT SEE V 69 >

323	176	1.	ALWAYS VERY FAIR
444	1144	2.	GENERALLY QUITE FAIR
-	131	4.	PROBABLY QUITE UNFAIR
2	68	5.	CONVENTION WILL LARGELY IGNORE
351	1153	9.	NA

82           -- -- CONVENTION LEADERSHIP  
          < FOR FULL QUESTION TEXT SEE V 69 >

401	346	1.	ALWAYS VERY FAIR
352	1082	2.	GENERALLY QUITE FAIR
-	58	4.	PROBABLY QUITE UNFAIR
-	21	5.	CONVENTION WILL LARGELY IGNORE
367	1165	9.	NA

CONVENTION DELEGATE STUDY - PART A

VAR #

83           -- OTHER DELEGATES LIKE YOU  
< FOR FULL QUESTION TEXT SEE V 69 >

303	173	1.	ALWAYS VERY FAIR
424	1100	2.	GENERALLY QUITE FAIR
14	116	4.	PROBABLY QUITE UNFAIR
28	136	5.	CONVENTION WILL LARGELY IGNORE
351	1147	9.	NA

84           -- FARM DELEGATES  
< FOR FULL QUESTION TEXT SEE V 69 >

285	128	1.	ALWAYS VERY FAIR
452	1106	2.	GENERALLY QUITE FAIR
14	135	4.	PROBABLY QUITE UNFAIR
8	137	5.	CONVENTION WILL LARGELY IGNORE
361	1166	9.	NA

85           -- BUSINESS INTERESTS DELEGATES  
< FOR FULL QUESTION TEXT SEE V 69 >

309	218	1.	ALWAYS VERY FAIR
438	987	2.	GENERALLY QUITE FAIR
4	161	4.	PROBABLY QUITE UNFAIR
8	150	5.	CONVENTION WILL LARGELY IGNORE
361	1156	9.	NA

CONVENTION DELEGATE STUDY - PART A

VAR #

Q.19. THINK AHEAD TO THE CONVENTION AND TO THE PROBLEM OF  
KEEPING TRACK OF WHAT IS GOING ON. DO YOU THINK YOU WILL  
HAVE ACCESS TO AS MUCH INFORMATION AS YOU WANT ABOUT:

86           -- -- WHAT IS GOING ON WITHIN YOUR STATE DELEGATION

699	980	1.	AS WELL INFORMED AS I WANT TO BE
40	368	3.	SOME DIFFICULTY IN BECOMING WELL INFORMED
62	225	5.	NOT AS WELL INFORMED AS I WANT
319	1099	9.	NA

87           -- -- KNOWING WHAT YOUR CANDIDATE AND HIS STAFF ARE DOING  
< FOR FULL QUESTION TEXT SEE V 86 >

499	649	1.	AS WELL INFORMED AS I WANT TO BE
214	585	3.	SOME DIFFICULTY IN BECOMING WELL INFORMED
82	329	5.	NOT AS WELL INFORMED AS I WANT
325	1109	9.	NA

88           -- -- FOLLOWING WHAT IS GOING ON IN THE PLATFORM COMMITTEE  
< FOR FULL QUESTION TEXT SEE V 86 >

435	617	1.	AS WELL INFORMED AS I WANT TO BE
260	575	3.	SOME DIFFICULTY IN BECOMING WELL INFORMED
96	366	5.	NOT AS WELL INFORMED AS I WANT
329	1114	9.	NA

CONVENTION DELEGATE STUDY - PART A

VAR #

89           -- FOLLOWING WHAT IS GOING ON IN OTHER STATE DELEGATIONS  
          < FOR FULL QUESTION TEXT SEE V 86 >

---

211	167	1.	AS WELL INFORMED AS I WANT TO BE
366	591	3.	SOME DIFFICULTY IN BECOMING WELL INFORMED
212	808	5.	NOT AS WELL INFORMED AS I WANT
331	1106	9.	NA

90           -- WHAT WILL BE GOING ON IN THE CREDENTIALS COMMITTEE  
          < FOR FULL QUESTION TEXT SEE V 86 >

---

471	555	1.	AS WELL INFORMED AS I WANT TO BE
226	577	3.	SOME DIFFICULTY BECOMING WELL INFORMED
96	426	5.	NOT AS WELL INFORMED AS I WANT
327	1114	9.	NA

91           -- OTHER GROUPS YOU ARE PARTICULARLY INTERESTED IN, SUCH  
          AS WOMEN'S CAUCUS, LABOR, BLACKS, ETC.  
          < FOR FULL QUESTION TEXT SEE V 86 >

---

369	704	1.	AS WELL INFORMED AS I WANT TO BE
274	460	3.	SOME DIFFICULTY IN BECOMING WELL INFORMED
148	392	5.	NOT AS WELL INFORMED AS I WANT
329	1116	9.	NA

CONVENTION DELEGATE STUDY - PART A

VAR #

Q.20. ONCE YOU GET TO THE CONVENTION, HOW MUCH OPPORTUNITY DO YOU THINK YOU WILL HAVE TO PARTICIPATE IN:  
-----

92

-- THE ACTIVITIES OF YOUR DELEGATION

643	1075	1.	MUCH OPPORTUNITY
146	447	3.	SOME OPPORTUNITY
12	50	5.	NOT MUCH OPPORTUNITY
319	1100	9.	NA

93

-- MEETINGS AND CAUCUSES ON BEHALF OF ONE OF THE CANDIDATES

< FOR FULL QUESTION TEXT SEE V 92 >  
-----

447	750	1.	MUCH OPPORTUNITY
276	674	3.	SOME OPPORTUNITY
56	139	5.	NOT MUCH OPPORTUNITY
341	1109	9.	NA

94

-- DECISIONS ON PLATFORM OR CREDENTIALS ISSUES

< FOR FULL QUESTION TEXT SEE V 92 >  
-----

257	264	1.	MUCH OPPORTUNITY
318	598	3.	SOME OPPORTUNITY
226	699	5.	NOT MUCH OPPORTUNITY
319	1111	9.	NA

95

-- PARTY REFORM ACTIVITIES

< FOR FULL QUESTION TEXT SEE V 92 >  
-----

233	265	1.	MUCH OPPORTUNITY
334	711	3.	SOME OPPORTUNITY
214	585	5.	NOT MUCH OPPORTUNITY
339	1111	9.	NA

CONVENTION DELEGATE STUDY - PART A

VAR #

96           -- OTHER GROUPS YOU ARE INTERESTED IN, SUCH AS WOMEN'S CAUCUS, LABOR, BLACKS, ETC.  
< FOR FULL QUESTION TEXT SEE V 92 >

159	443	1. MUCH OPPORTUNITY
434	773	3. SOME OPPORTUNITY
190	336	5. NOT MUCH OPPORTUNITY
337	1120	9. NA

Q.21. ONCE YOUR NATIONAL CONVENTION IS UNDER WAY, HOW MUCH INFLUENCE DO YOU THINK YOU WILL HAVE ON:

97           -- DECISIONS MADE BY YOUR STATE'S DELEGATION

219	221	1. GREAT DEAL OF INFLUENCE
464	891	2. SOME INFLUENCE
110	393	4. LITTLE INFLUENCE
8	70	5. NO INFLUENCE AT ALL
319	1097	9. NA

98           -- DECISIONS IN MEETINGS OR CAUCUSES ON BEHALF OF ONE OF THE CANDIDATES FOR NOMINATION  
< FOR FULL QUESTION TEXT SEE V 97 >

119	155	1. GREAT DEAL OF INFLUENCE
372	771	2. SOME INFLUENCE
216	478	4. LITTLE INFLUENCE
66	160	5. NO INFLUENCE AT ALL
347	1108	9. NA

CONVENTION DELEGATE STUDY - PART A

VAR #

99           -- -- DECISIONS IN MEETINGS OR CAUCUSES CONCERNING PLATFORM  
OR CREDENTIALS ISSUES  
< FOR FULL QUESTION TEXT SEE V 97 >

---

137	102	1. GREAT DEAL OF INFLUENCE
324	514	2. SOME INFLUENCE
238	650	4. LITTLE INFLUENCE
96	300	5. NO INFLUENCE AT ALL
325	1106	9. NA

100           -- -- DECISIONS INVOLVING PARTY REFORM  
< FOR FULL QUESTION TEXT SEE V 97 >

---

117	70	1. GREAT DEAL OF INFLUENCE
362	589	2. SOME INFLUENCE
232	614	4. LITTLE INFLUENCE
72	284	5. NO INFLUENCE AT ALL
337	1115	9. NA

101           -- -- DECISIONS MADE BY OTHER GROUPS YOU ARE PARTICULARLY  
INTERESTED IN, SUCH AS WOMEN'S CAUCUS, LABOR, BLACKS, ETC.  
< FOR FULL QUESTION TEXT SEE V 97 >

---

56	134	1. GREAT DEAL OF INFLUENCE
283	642	2. SOME INFLUENCE
280	495	4. LITTLE INFLUENCE
166	280	5. NO INFLUENCE AT ALL
335	1121	9. NA

CONVENTION DELEGATE STUDY - PART A

VAR #

Q.22. AT YOUR NATIONAL CONVENTION, WHAT DO YOU EXPECT TO  
BE OF GREATEST INTEREST TO YOU.

---

102           -- THE NOMINATION OF THE CANDIDATE FOR PRESIDENT

587	1496	1.	GREAT INTEREST
142	66	2.	QUITE A BIT OF INTEREST
62	16	4.	NOT VERY INTERESTED
2	-	5.	NOT AT ALL INTERESTED
327	1094	9.	NA

103           -- THE ACTIVITIES OF THE WOMEN'S CAUCUS  
< FOR FULL QUESTION TEXT SEE V 102 >

78	242	1.	GREAT INTEREST
271	671	2.	QUITE A BIT OF INTEREST
350	523	4.	NOT VERY INTERESTED
96	125	5.	NOT AT ALL INTERESTED
325	1111	9.	NA

104           -- DECISIONS ON THE PARTY'S PLATFORM  
< FOR FULL QUESTION TEXT SEE V 102 >

429	784	1.	GREAT INTEREST
328	681	2.	QUITE A BIT OF INTEREST
36	91	4.	NOT VERY INTERESTED
4	11	5.	NOT AT ALL INTERESTED
323	1105	9.	NA

CONVENTION DELEGATE STUDY - PART A

VAR #  
105

-- EXPERIENCING THE EXCITEMENT OF THE CONVENTION  
< FOR FULL QUESTION TEXT SEE V 102 >

---

334	610	1.	GREAT INTEREST
294	529	2.	QUITE A BIT OF INTEREST
119	308	4.	NOT VERY INTERESTED
48	103	5.	NOT AT ALL INTERESTED
325	1122	9.	NA

106

-- DISAGREEMENTS WITHIN YOUR STATE DELEGATION  
< FOR FULL QUESTION TEXT SEE V 102 >

---

224	556	1.	GREAT INTEREST
245	564	2.	QUITE A BIT OF INTEREST
166	296	4.	NOT VERY INTERESTED
146	147	5.	NOT AT ALL INTERESTED
339	1109	9.	NA

107

-- TAKING PART IN AN IMPORTANT EVENT  
< FOR FULL QUESTION TEXT SEE V 102 >

---

442	774	1.	GREAT INTEREST
266	509	2.	QUITE A BIT OF INTEREST
65	222	4.	NOT VERY INTERESTED
20	57	5.	NOT AT ALL INTERESTED
327	1110	9.	NA

108

-- DECISIONS ON THE SEATING OF STATE DELEGATIONS  
< FOR FULL QUESTION TEXT SEE V 102 >

---

243	998	1.	GREAT INTEREST
256	413	2.	QUITE A BIT OF INTEREST
224	111	4.	NOT VERY INTERESTED
74	39	5.	NOT AT ALL INTERESTED
323	1111	9.	NA

CONVENTION DELEGATE STUDY - PART A

VAR #

109           -- THE ACTIVITIES OF THE BLACK DELEGATES  
          < FOR FULL QUESTION TEXT SEE V 102 >

150	443	1.	GREAT INTEREST
355	617	2.	QUITE A BIT OF INTEREST
208	411	4.	NOT VERY INTERESTED
82	78	5.	NOT AT ALL INTERESTED
325	1123	9.	NA

110           -- DISCUSSIONS OR DEBATES OVER PARTY REFORM  
          < FOR FULL QUESTION TEXT SEE V 102 >

330	733	1.	GREAT INTEREST
321	664	2.	QUITE A BIT OF INTEREST
116	141	4.	NOT VERY INTERESTED
28	21	5.	NOT AT ALL INTERESTED
325	1113	9.	NA

111           -- GETTING ACQUAINTED WITH OTHER DELEGATES  
          < FOR FULL QUESTION TEXT SEE V 102 >

292	371	1.	GREAT INTEREST
404	845	2.	QUITE A BIT OF INTEREST
97	316	4.	NOT VERY INTERESTED
4	31	5.	NOT AT ALL INTERESTED
323	1109	9.	NA

CONVENTION DELEGATE STUDY - PART A

VAR #

112            -- BEING ABLE TO SEE AND MEET NATIONAL POLITICAL LEADERS  
              < FOR FULL QUESTION TEXT SEE V 102 >  
-----

344	426	1.	GREAT INTEREST
350	640	2.	QUITE A BIT OF INTEREST
83	382	4.	NOT VERY INTERESTED
22	118	5.	NOT AT ALL INTERESTED
321	1106	9.	NA

113            -- MAKING CONTACT WITH IMPORTANT PEOPLE  
              < FOR FULL QUESTION TEXT SEE V 102 >  
-----

244	211	1.	GREAT INTEREST
334	545	2.	QUITE A BIT OF INTEREST
175	576	4.	NOT VERY INTERESTED
44	228	5.	NOT AT ALL INTERESTED
323	1112	9.	NA

114            -- LEARNING MORE ABOUT POLITICS  
              < FOR FULL QUESTION TEXT SEE V 102 >  
-----

545	977	1.	GREAT INTEREST
222	452	2.	QUITE A BIT OF INTEREST
12	91	4.	NOT VERY INTERESTED
20	40	5.	NOT AT ALL INTERESTED
321	1112	9.	NA

CONVENTION DELEGATE STUDY - PART A

VAR #

Q.23. WHAT DO YOU THINK ARE THE MOST IMPORTANT THINGS THE  
CONVENTION CAN DO.  
-----

115 -- FIRST MOST IMPORTANT

40	106	1.	UNIFYING THE PARTY
427	686	2.	PUTTING TOGETHER A TEAM THAT WILL WIN THE ELECTION
96	213	3.	ADOPTING CORRECT POSITIONS ON IM- PORTANT NATIONAL ISSUES
14	46	4.	REFORMING THE PARTY
78	330	5.	NOMINATING THE MOST DESERVING CANDIDATES
465	1291	9.	NA

116 -- SECOND MOST IMPORTANT

< FOR FULL QUESTION TEXT SEE V 115 >  
-----

144	322	1.	UNIFYING THE PARTY
132	285	2.	PUTTING TOGETHER A TEAM THAT WILL WIN THE ELECTION
255	429	3.	ADOPTING CORRECT POSITIONS ON IM- PORTANT NATIONAL ISSUES
40	195	4.	REFORMING THE PARTY
124	180	5.	NOMINATING THE MOST DESERVING CANDIDATES
425	1261	9.	NA

117 -- THIRD MOST IMPORTANT

< FOR FULL QUESTION TEXT SEE V 115 >  
-----

250	291	1.	UNIFYING THE PARTY
56	188	2.	PUTTING TOGETHER A TEAM THAT WILL WIN THE ELECTION
202	447	3.	ADOPTING CORRECT POSITIONS ON IM- PORTANT NATIONAL ISSUES
107	312	4.	REFORMING THE PARTY
78	189	5.	NOMINATING THE MOST DESERVING CANDIDATES
427	1245	9.	NA

CONVENTION DELEGATE STUDY - PART A

VAR #

118           -- -- FOURTH MOST IMPORTANT  
          < FOR FULL QUESTION TEXT SEE V 115 >

170	312	1.	UNIFYING THE PARTY
36	180	2.	PUTTING TOGETHER A TEAM THAT WILL WIN THE ELECTION
102	198	3.	ADOPTING CORRECT POSITIONS ON IM- PORTANT NATIONAL ISSUES
176	497	4.	REFORMING THE PARTY
189	203	5.	NOMINATING THE MOST DESERVING CANDIDATES
447	1282	9.	NA

119           -- -- FIFTH MOST IMPORTANT  
          < FOR FULL QUESTION TEXT SEE V 115 >

73	355	1.	UNIFYING THE PARTY
8	48	2.	PUTTING TOGETHER A TEAM THAT WILL WIN THE ELECTION
8	102	3.	ADOPTING CORRECT POSITIONS ON IM- PORTANT NATIONAL ISSUES
418	385	4.	REFORMING THE PARTY
192	514	5.	NOMINATING THE MOST DESERVING CANDIDATES
421	1268	9.	NA

120           Q.24. WHAT YEAR DID YOU FIRST BECOME ACTIVE IN POLITICS.

00.	1900
01.	1901
--	----
--	----
71.	1971
72.	1972
99.	NA

CONVENTION DELEGATE STUDY - PART A

VAR #

121 Q.25. HAVE YOU BEEN CONTINUOUSLY ACTIVE EVER SINCE.

---

737	1310	1.	YES
68	290	5.	NO
315	1072	9.	NA

122 Q.26. HAVE YOU EVER BEEN A SUPPORTER OF A DIFFERENT POLITICAL PARTY?

---

117	251	1.	YES
686	1353	5.	NO
317	1068	9.	NA

123 Q.27. WHEN YOU VOTE IN A GENERAL ELECTION, DO YOU VOTE A STRAIGHT PARTY TICKET.

---

216	302	1.	ALL OF THE TIME
393	665	2.	MOST OF THE TIME
98	288	3.	SOME OF THE TIME
66	192	4.	ALMOST NEVER
22	132	5.	NEVER
325	1093	9.	NA

CONVENTION DELEGATE STUDY - PART A

VAR #

Q.28. FOR THE FOLLOWING PARTY POSITIONS, MARK THOSE WHICH YOU HAVE HELD AND THOSE WHICH YOU PRESENTLY HOLD.

[SEE V348 FOR A SUMMARY OF RESPONSES TO THIS QUESTION.]

\*124

-- NATIONAL PARTY STAFF

4	3	1. POSITIONS I NOW HOLD
22	22	3. POSITIONS I HAVE HELD
781	1593	5. POSITIONS I HAVE NEVER HELD
313	1054	9. MAIL QUESTIONNAIRE NOT RETURNED FOR MERGED DATASET.

\*125

-- PRESIDENTIAL CAMPAIGN STAFF

< FOR FULL QUESTION TEXT SEE V 124 >

40	70	1. POSITIONS I NOW HOLD
34	61	3. POSITIONS I HAVE HELD
733	1487	5. POSITIONS I HAVE NEVER HELD
313	1054	9. MAIL QUESTIONNAIRE NOT RETURNED FOR MERGED DATASET.

\*126

-- NATIONAL COMMITTEEMAN/COMMITTEEWOMAN

< FOR FULL QUESTION TEXT SEE V 124 >

48	22	1. POSITIONS I NOW HOLD
6	16	3. POSITIONS I HAVE HELD
753	1580	5. POSITIONS I HAVE NEVER HELD
313	1054	9. MAIL QUESTIONNAIRE NOT RETURNED FOR MERGED DATASET.

\*127

-- OTHER NATIONAL ROLE

< FOR FULL QUESTION TEXT SEE V 124 >

41	32	1. POSITIONS I NOW HOLD
14	31	3. POSITIONS I HAVE HELD
752	1555	5. POSITIONS I HAVE NEVER HELD
313	1054	9. MAIL QUESTIONNAIRE NOT RETURNED FOR MERGED DATASET.

\* VARIABLE FILLED WITH MISSING DATA CODE, SEE SPECIAL SERVICING INFORMATION IN INTRODUCTION.

CONVENTION DELEGATE STUDY - PART A

VAR #

- \*128           -- STATE PARTY CHAIRMAN  
          < FOR FULL QUESTION TEXT SEE V 124 >  
          -----
- |     |      |  |
|-----|------|--|
| 26  | 7    | 1. POSITIONS I NOW HOLD                                |
| 16  | 8    | 3. POSITIONS I HAVE HELD                               |
| 765 | 1603 | 5. POSITIONS I HAVE NEVER HELD                         |
| 313 | 1054 | 9. MAIL QUESTIONNAIRE NOT RETURNED FOR MERGED DATASET. |
- \*129           -- STATE CENTRAL COMMITTEE  
          < FOR FULL QUESTION TEXT SEE V 124 >  
          -----
- |     |      |  |
|-----|------|--|
| 245 | 190  | 1. POSITIONS I NOW HOLD                                |
| 82  | 81   | 3. POSITIONS I HAVE HELD                               |
| 480 | 1347 | 5. POSITIONS I HAVE NEVER HELD                         |
| 313 | 1054 | 9. MAIL QUESTIONNAIRE NOT RETURNED FOR MERGED DATASET. |
- \*130           -- STATE CAMPAIGN DIRECTOR  
          < FOR FULL QUESTION TEXT SEE V 124 >  
          -----
- |     |      |  |
|-----|------|--|
| 14  | 15   | 1. POSITIONS I NOW HOLD                                |
| 48  | 83   | 3. POSITIONS I HAVE HELD                               |
| 745 | 1520 | 5. POSITIONS I HAVE NEVER HELD                         |
| 313 | 1054 | 9. MAIL QUESTIONNAIRE NOT RETURNED FOR MERGED DATASET. |
- \*131           -- OTHER STATE POSITION  
          < FOR FULL QUESTION TEXT SEE V 124 >  
          -----
- |     |      |  |
|-----|------|--|
| 141 | 89   | 1. POSITIONS I NOW HOLD                                |
| 90  | 108  | 3. POSITIONS I HAVE HELD                               |
| 576 | 1421 | 5. POSITIONS I HAVE NEVER HELD                         |
| 313 | 1054 | 9. MAIL QUESTIONNAIRE NOT RETURNED FOR MERGED DATASET. |

\* VARIABLE FILLED WITH MISSING DATA CODE, SEE SPECIAL SERVICING INFORMATION IN INTRODUCTION.

CONVENTION DELEGATE STUDY - PART A

VAR #

\*132

-- DISTRICT CHAIRMAN  
< FOR FULL QUESTION TEXT SEE V 124 >  
-----

76	55	1. POSITIONS I NOW HOLD
78	99	3. POSITIONS I HAVE HELD
653	1464	5. POSITIONS I HAVE NEVER HELD
313	1054	9. MAIL QUESTIONNAIRE NOT RETURNED FOR MERGED DATASET.

\*133

-- DISTRICT CAMPAIGN MANAGER  
< FOR FULL QUESTION TEXT SEE V 124 >  
-----

34	66	1. POSITIONS I NOW HOLD
114	151	3. POSITIONS I HAVE HELD
659	1401	5. POSITIONS I HAVE NEVER HELD
313	1054	9. MAIL QUESTIONNAIRE NOT RETURNED FOR MERGED DATASET.

\*134

-- COUNTY CHAIRMAN/CHAIRWOMAN  
< FOR FULL QUESTION TEXT SEE V 124 >  
-----

130	87	1. POSITIONS I NOW HOLD
122	97	3. POSITIONS I HAVE HELD
555	1434	5. POSITIONS I HAVE NEVER HELD
313	1054	9. MAIL QUESTIONNAIRE NOT RETURNED FOR MERGED DATASET.

\*135

-- COUNTY BOARD  
< FOR FULL QUESTION TEXT SEE V 124 >  
-----

88	116	1. POSITIONS I NOW HOLD
96	94	3. POSITIONS I HAVE HELD
623	1408	5. POSITIONS I HAVE NEVER HELD
313	1054	9. MAIL QUESTIONNAIRE NOT RETURNED FOR MERGED DATASET.

\* VARIABLE FILLED WITH MISSING DATA CODE, SEE SPECIAL SERVICING INFORMATION IN INTRODUCTION.

CONVENTION DELEGATE STUDY - PART A

VAR #

\*136           -- COUNTY CAMPAIGN DIRECTOR  
              < FOR FULL QUESTION TEXT SEE V 124 >  
              -----

58	104	1.	POSITIONS I NOW HOLD
172	175	3.	POSITIONS I HAVE HELD
577	1339	5.	POSITIONS I HAVE NEVER HELD
313	1054	9.	MAIL QUESTIONNAIRE NOT RETURNED FOR MERGED DATASET.

\*137           -- OTHER COUNTY POSITION  
              < FOR FULL QUESTION TEXT SEE V 124 >  
              -----

106	159	1.	POSITIONS I NOW HOLD
202	142	3.	POSITIONS I HAVE HELD
499	1317	5.	POSITIONS I HAVE NEVER HELD
313	1054	9.	MAIL QUESTIONNAIRE NOT RETURNED FOR MERGED DATASET.

\*138           -- CITY CHAIRMAN  
              < FOR FULL QUESTION TEXT SEE V 124 >  
              -----

30	34	1.	POSITIONS I NOW HOLD
88	104	3.	POSITIONS I HAVE HELD
689	1480	5.	POSITIONS I HAVE NEVER HELD
313	1054	9.	MAIL QUESTIONNAIRE NOT RETURNED FOR MERGED DATASET.

\*139           -- OTHER LOCAL ORGANIZATION POSITION  
              < FOR FULL QUESTION TEXT SEE V 124 >  
              -----

202	437	1.	POSITIONS I NOW HOLD
274	340	3.	POSITIONS I HAVE HELD
331	841	5.	POSITIONS I HAVE NEVER HELD
313	1054	9.	MAIL QUESTIONNAIRE NOT RETURNED FOR MERGED DATASET.

\* VARIABLE FILLED WITH MISSING DATA CODE, SEE SPECIAL SERVICING INFORMATION  
IN INTRODUCTION.

CONVENTION DELEGATE STUDY - PART A

VAR #

Q.29. FOR THE FOLLOWING PUBLIC POSITIONS, MARK THOSE WHICH YOU HAVE HELD AND THOSE WHICH YOU PRESENTLY HOLD.

-----  
[SEE V349 FOR A SUMMARY OF RESPONSES TO THIS QUESTION.]

\*140

-- VICE PRESIDENT

-	-	1. POSITIONS I NOW HOLD
-	-	3. POSITIONS I HAVE HELD
807	1618	5. POSITIONS I HAVE NEVER HELD
313	1054	9. MAIL QUESTIONNAIRE NOT RETURNED FOR MERGED DATASET.

\*141

-- U.S. SENATOR

< FOR FULL QUESTION TEXT SEE V 140 >

8	-	1. POSITIONS I NOW HOLD
2	9	3. POSITIONS I HAVE HELD
797	1609	5. POSITIONS I HAVE NEVER HELD
313	1054	9. MAIL QUESTIONNAIRE NOT RETURNED FOR MERGED DATASET.

\*142

-- CONGRESSMAN

< FOR FULL QUESTION TEXT SEE V 140 >

8	-	1. POSITIONS I NOW HOLD
18	3	3. POSITIONS I HAVE HELD
781	1615	5. POSITIONS I HAVE NEVER HELD
313	1054	9. MAIL QUESTIONNAIRE NOT RETURNED FOR MERGED DATASET.

\*143

-- CABINET MEMBER

< FOR FULL QUESTION TEXT SEE V 140 >

-	-	1. POSITIONS I NOW HOLD
-	-	3. POSITIONS I HAVE HELD
807	1618	5. POSITIONS I HAVE NEVER HELD
313	1054	9. MAIL QUESTIONNAIRE NOT RETURNED FOR MERGED DATASET.

\* VARIABLE FILLED WITH MISSING DATA CODE, SEE SPECIAL SERVICING INFORMATION IN INTRODUCTION.

CONVENTION DELEGATE STUDY - PART A

VAR #

- \*144           -- FEDERAL JUDGE  
          < FOR FULL QUESTION TEXT SEE V 140 >  
          -----
- |     |      |    |   |
|-----|------|----|---|
| -   | 2    | 1. | POSITIONS I NOW HOLD                                |
| -   | -    | 3. | POSITIONS I HAVE HELD                               |
| 807 | 1616 | 5. | POSITIONS I HAVE NEVER HELD                         |
| 313 | 1054 | 9. | MAIL QUESTIONNAIRE NOT RETURNED FOR MERGED DATASET. |
- \*145           -- FEDERAL PROSECUTOR  
          < FOR FULL QUESTION TEXT SEE V 140 >  
          -----
- |     |      |    |   |
|-----|------|----|---|
| -   | -    | 1. | POSITIONS I NOW HOLD                                |
| 6   | 3    | 3. | POSITIONS I HAVE HELD                               |
| 801 | 1615 | 5. | POSITIONS I HAVE NEVER HELD                         |
| 313 | 1054 | 9. | MAIL QUESTIONNAIRE NOT RETURNED FOR MERGED DATASET. |
- \*146           -- AMBASSADOR  
          < FOR FULL QUESTION TEXT SEE V 140 >  
          -----
- |     |      |    |   |
|-----|------|----|---|
| -   | -    | 1. | POSITIONS I NOW HOLD                                |
| -   | 3    | 3. | POSITIONS I HAVE HELD                               |
| 807 | 1615 | 5. | POSITIONS I HAVE NEVER HELD                         |
| 313 | 1054 | 9. | MAIL QUESTIONNAIRE NOT RETURNED FOR MERGED DATASET. |
- \*147           -- OTHER NATIONAL OFFICE  
          < FOR FULL QUESTION TEXT SEE V 140 >  
          -----
- |     |      |    |   |
|-----|------|----|---|
| 2   | 5    | 1. | POSITIONS I NOW HOLD                                |
| 8   | 11   | 3. | POSITIONS I HAVE HELD                               |
| 797 | 1602 | 5. | POSITIONS I HAVE NEVER HELD                         |
| 313 | 1054 | 9. | MAIL QUESTIONNAIRE NOT RETURNED FOR MERGED DATASET. |
- \* VARIABLE FILLED WITH MISSING DATA CODE, SEE SPECIAL SERVICING INFORMATION IN INTRODUCTION.

CONVENTION DELEGATE STUDY - PART A

VAR #

\*148

-- GOVERNOR

< FOR FULL QUESTION TEXT SEE V 140 >

4	-	1. POSITIONS I NOW HOLD
10	3	3. POSITIONS I HAVE HELD
793	1615	5. POSITIONS I HAVE NEVER HELD
313	1054	9. MAIL QUESTIONNAIRE NOT RETURNED FOR MERGED DATASET.

\*149

-- LT. GOVERNOR

< FOR FULL QUESTION TEXT SEE V 140 >

4	-	1. POSITIONS I NOW HOLD
4	-	3. POSITIONS I HAVE HELD
799	1618	5. POSITIONS I HAVE NEVER HELD
313	1054	9. MAIL QUESTIONNAIRE NOT RETURNED FOR MERGED DATASET.

\*150

-- STATE SENATOR

< FOR FULL QUESTION TEXT SEE V 140 >

14	23	1. POSITIONS I NOW HOLD
10	-	3. POSITIONS I HAVE HELD
783	1595	5. POSITIONS I HAVE NEVER HELD
313	1054	9. MAIL QUESTIONNAIRE NOT RETURNED FOR MERGED DATASET.

\*151

-- STATE REPRESENTATIVE

< FOR FULL QUESTION TEXT SEE V 140 >

14	43	1. POSITIONS I NOW HOLD
44	36	3. POSITIONS I HAVE HELD
749	1539	5. POSITIONS I HAVE NEVER HELD
313	1054	9. MAIL QUESTIONNAIRE NOT RETURNED FOR MERGED DATASET.

\* VARIABLE FILLED WITH MISSING DATA CODE, SEE SPECIAL SERVICING INFORMATION IN INTRODUCTION.

CONVENTION DELEGATE STUDY - PART A

VAR #

\*152

-- STATE JUDGE  
< FOR FULL QUESTION TEXT SEE V 140 >  
-----

4	-	1.	POSITIONS I NOW HOLD
16	-	3.	POSITIONS I HAVE HELD
787	1618	5.	POSITIONS I HAVE NEVER HELD
313	1054	9.	MAIL QUESTIONNAIRE NOT RETURNED FOR MERGED DATASET.

\*153

-- STATE ADMINISTRATIVE POST  
< FOR FULL QUESTION TEXT SEE V 140 >  
-----

-	' 2	1.	POSITIONS I NOW HOLD
22	39	3.	POSITIONS I HAVE HELD
785	1577	5.	POSITIONS I HAVE NEVER HELD
313	1054	9.	MAIL QUESTIONNAIRE NOT RETURNED FOR MERGED DATASET.

\*154

-- OTHER STATE OFFICE  
< FOR FULL QUESTION TEXT SEE V 140 >  
-----

4	20	1.	POSITIONS I NOW HOLD
20	23	3.	POSITIONS I HAVE HELD
783	1575	5.	POSITIONS I HAVE NEVER HELD
313	1054	9.	MAIL QUESTIONNAIRE NOT RETURNED FOR MERGED DATASET.

\*155

-- MAYOR  
< FOR FULL QUESTION TEXT SEE V 140 >  
-----

10	18	1.	POSITIONS I NOW HOLD
32	22	3.	POSITIONS I HAVE HELD
765	1578	5.	POSITIONS I HAVE NEVER HELD
313	1054	9.	MAIL QUESTIONNAIRE NOT RETURNED FOR MERGED DATASET.

\* VARIABLE

CONVENTION DELEGATE STUDY - PART A

VAR #

\* 156

-- COUNCIL MEMBER

< FOR FULL QUESTION TEXT SEE V 140 >

26 43 1. POSITIONS I NOW HOLD  
64 42 3. POSITIONS I HAVE HELD  
717 1533 5. POSITIONS I HAVE NEVER HELD

313 1054 9. MAIL QUESTIONNAIRE NOT RETURNED FOR  
MERGED DATASET.

\* 157

-- OTHER LOCAL OFFICE

< FOR FULL QUESTION TEXT SEE V 140 >

62 128 1. POSITIONS I NOW HOLD  
110 138 3. POSITIONS I HAVE HELD  
635 1352 5. POSITIONS I HAVE NEVER HELD

313 1054 9. MAIL QUESTIONNAIRE NOT RETURNED FOR  
MERGED DATASET.

158

Q.30. DO YOU PLAN TO BE ACTIVE DURING THE GENERAL ELECTION  
CAMPAIGN.

767 1517 1. YES  
4 35 5. NO

349 1120 9. NA

159

Q.31. WERE (ARE) ONE OR BOTH OF YOUR PARENTS ACTIVE IN  
POLITICS. IF SO, IN WHICH PARTY.

102 46 01. FATHER ACTIVE REPUBLICAN  
30 17 02. MOTHER ACTIVE REPUBLICAN

\* VARIABLE FILLED WITH MISSING DATA CODE, SEE SPECIAL SERVICING  
INFORMATION IN INTRODUCTION.

CONVENTION DELEGATE STUDY - PART A

VAR #

159	84	12	03.	BOTH ACTIVE REPUBLICANS
(Con't.)	22	168	04.	FATHER ACTIVE DEMOCRAT
	4	61	05.	MOTHER ACTIVE DEMOCRAT
	8	159	06.	BOTH ACTIVE DEMOCRATS
	6	12	07.	FATHER ACTIVE REPUBLICAN, MOTHER ACTIVE DEMOCRAT
	4	9	08.	FATHER ACTIVE DEMOCRAT, MOTHER ACTIVE REPUBLICAN
	4	14	09.	ONE OR BOTH ACTIVE IN PARTY OTHER THAN REPUBLICAN OR DEMOCRATIC
	415	950	10.	NEITHER PARENT ACTIVE
	441	1224	99.	NA

160

Q.32. IF ACTIVE IN POLITICS, DID (DO) EITHER OF YOUR PAR-  
ENTS HOLD ANY ELECTIVE OR PARTY OFFICE(S).  
-----

148	195	1.	YES
212	403	5.	NO
345	1124	9.	NA
415	950	0.	INAP, NEITHER PARENT ACTIVE

161

Q.33. (IF MARRIED) DOES YOUR SPOUSE SHARE YOUR POLITICAL  
INTERESTS.  
-----

534	1031	1.	YES
98	185	5.	NO
321	1065	9.	NA
166	391	0.	INAP, NOT MARRIED

CONVENTION DELEGATE STUDY - PART A

VAR #  
162

Q.34. (IF MARRIED) DOES YOUR SPOUSE APPROVE OF YOUR POLITICAL PARTY.  
-----

515	947	1.	STRONGLY APPROVES
94	198	2.	SOMEWHAT APPROVES
10	28	3.	INDIFFERENT
6	23	4.	SOMEWHAT DISAPPROVES
4	8	5.	STRONGLY DISAPPROVES
325	1067	9.	NA
166	391	0.	INAP, NOT MARRIED

Q.35. WE ARE INTERESTED IN PEOPLES' REASONS FOR BEING INVOLVED IN POLITICS. HOW IMPORTANT ARE EACH OF THE FOLLOWING REASONS TO YOUR OWN PARTICIPATION IN POLITICS.  
-----

163

-- PERSONAL FRIENDS OR MEMBERS OF MY FAMILY ARE ACTIVE IN THE PARTY (AS WORKERS, CANDIDATES OR OFFICE HOLDERS)

100	171	1.	EXTREMELY IMPORTANT
156	251	2.	QUITE IMPORTANT
263	420	4.	NOT VERY IMPORTANT
238	696	5.	NOT AT ALL IMPORTANT
363	1134	9.	NA

164

-- I WANT TO SEE PARTICULAR CANDIDATES ELECTED  
< FOR FULL QUESTION TEXT SEE V 163 >  
-----

531	1203	1.	EXTREMELY IMPORTANT
230	342	2.	QUITE IMPORTANT
12	30	4.	NOT VERY IMPORTANT
10	11	5.	NOT AT ALL IMPORTANT
337	1086	9.	NA

CONVENTION DELEGATE STUDY - PART A

VAR #

165           -- PARTY WORK HELPS ME MAKE BUSINESS OR PROFESSIONAL  
CONTACTS  
< FOR FULL QUESTION TEXT SEE V 163 >

---

30	50	1. EXTREMELY IMPORTANT
70	124	2. QUITE IMPORTANT
191	323	4. NOT VERY IMPORTANT
480	1061	5. NOT AT ALL IMPORTANT
349	1114	9. NA

166           -- POLITICS IS A PART OF MY WAY OF LIFE  
< FOR FULL QUESTION TEXT SEE V 163 >

---

342	494	1. EXTREMELY IMPORTANT
286	638	2. QUITE IMPORTANT
94	236	4. NOT VERY IMPORTANT
61	204	5. NOT AT ALL IMPORTANT
337	1100	9. NA

167           -- I AM STRONGLY ATTACHED TO THE PARTY AND WANT TO  
GIVE IT MY SUPPORT  
< FOR FULL QUESTION TEXT SEE V 163 >

---

408	378	1. EXTREMELY IMPORTANT
301	525	2. QUITE IMPORTANT
66	442	4. NOT VERY IMPORTANT
16	226	5. NOT AT ALL IMPORTANT
329	1101	9. NA

CONVENTION DELEGATE STUDY - PART A

VAR #

168           -- I ENJOY THE FRIENDSHIPS AND SOCIAL CONTACTS I HAVE  
              WITH OTHER PEOPLE IN POLITICS  
              < FOR FULL QUESTION TEXT SEE V 163 >

---

216	257	1.	EXTREMELY IMPORTANT
301	637	2.	QUITE IMPORTANT
200	483	4.	NOT VERY IMPORTANT
68	195	5.	NOT AT ALL IMPORTANT
335	1100	9.	NA

169           -- I LIKE THE FUN AND EXCITEMENT OF ELECTIONS AND CAM-  
              PAIGNS  
              < FOR FULL QUESTION TEXT SEE V 163 >

---

208	236	1.	EXTREMELY IMPORTANT
294	605	2.	QUITE IMPORTANT
205	490	4.	NOT VERY IMPORTANT
76	247	5.	NOT AT ALL IMPORTANT
337	1094	9.	NA

170           -- I WANT TO HAVE A PERSONAL CAREER IN POLITICS  
              < FOR FULL QUESTION TEXT SEE V 163 >

---

134	220	1.	EXTREMELY IMPORTANT
116	275	2.	QUITE IMPORTANT
205	427	4.	NOT VERY IMPORTANT
320	635	5.	NOT AT ALL IMPORTANT
345	1115	9.	NA

CONVENTION DELEGATE STUDY - PART A

VAR #

171           -- PARTY WORK GIVES ME A SENSE OF FULFILLING CIVIC RE-  
              SPONSIBILITY  
              < FOR FULL QUESTION TEXT SEE V 163 >

---

397	472	1. EXTREMELY IMPORTANT
294	678	2. QUITE IMPORTANT
70	288	4. NOT VERY IMPORTANT
26	128	5. NOT AT ALL IMPORTANT
333	1106	9. NA

172           -- I WANT TO GET THE PARTY AND ITS CANDIDATES TO SUPPORT  
              THE POLICIES I BELIEVE IN  
              < FOR FULL QUESTION TEXT SEE V 163 >

---

300	853	1. EXTREMELY IMPORTANT
337	567	2. QUITE IMPORTANT
92	95	4. NOT VERY IMPORTANT
56	51	5. NOT AT ALL IMPORTANT
335	1106	9. NA

173           -- I LIKE THE FEELING OF BEING CLOSE TO PEOPLE WHO ARE  
              DOING IMPORTANT WORK  
              < FOR FULL QUESTION TEXT SEE V 163 >

---

163	237	1. EXTREMELY IMPORTANT
232	432	2. QUITE IMPORTANT
254	520	4. NOT VERY IMPORTANT
134	377	5. NOT AT ALL IMPORTANT
337	1106	9. NA

CONVENTION DELEGATE STUDY - PART A

VAR #

174            -- PARTY WORK GIVES ONE VISIBILITY AND RECOGNITION  
              < FOR FULL QUESTION TEXT SEE V 163 >

90	99	1. EXTREMELY IMPORTANT
228	369	2. QUITE IMPORTANT
309	512	4. NOT VERY IMPORTANT
158	590	5. NOT AT ALL IMPORTANT
335	1102	9. NA

175            Q.36A. THINKING OF ALL THE POSSIBLE OFFICES AND POSITIONS  
              IN POLITICS, FROM LOCAL TO NATIONAL AND FROM PUBLIC OFFICE  
              TO POSITIONS IN THE PARTY ORGANIZATION, WHICH OF THE FOL-  
              LOWING WOULD YOU MOST LIKE TO BE IF YOU COULD HAVE YOUR  
              PERSONAL CHOICE.    FIRST CONSIDER PUBLIC OFFICE.

252	429	00. NO INTEREST
20	106	11. PRESIDENT
-	5	12. VICE PRESIDENT
166	374	13. U.S. SENATOR
68	162	14. CONGRESSMAN
14	32	15. CABINET MEMBER
27	57	16. AMBASSADOR
30	35	17. FEDERAL JUDGE
-	3	18. FEDERAL PROSECUTOR
32	40	19. OTHER NATIONAL OFFICE
46	53	21. GOVERNOR
6	3	22. LT. GOVERNOR
48	74	23. STATE SENATOR
50	93	24. STATE REPRESENTATIVE
8	5	25. STATE JUDGE
10	24	26. STATE ADMINISTRATIVE POST
4	20	27. OTHER STATE OFFICE
2	26	31. MAYOR
8	34	32. COUNCIL MEMBER
16	43	33. OTHER LOCAL OFFICE
313	1054	99. NA

CONVENTION DELEGATE STUDY - PART A

VAR #  
176

Q.36B. IF THERE WERE A REAL CHANCE TO HOLD THE POSITION YOU THINK IS MOST DESIRABLE, HOW MUCH EFFORT WOULD YOU BE WILLING TO MAKE TO GET THAT POSITION.

---

202	467	1.	WOULD WORK HARDER AND MAKE MORE SACRIFICES THAN FOR ANY OTHER GOAL IN LIFE
202	468	2.	WOULD WORK HARDER THAN BEFORE IN POLITICS
93	146	3.	WOULD MAKE SOME ADDITIONAL EFFORT
32	58	4.	WILL PROBABLY HOLD THAT POSITION IF I DO NO MORE THAN I HAVE DONE IN THE PAST
339	1104	9.	NA
252	429	0.	INAP, NO INTEREST IN PUBLIC OFFICE

177

Q.37A. NEXT, CONSIDER PARTY POSITIONS. WHICH OF THE FOLLOWING WOULD YOU MOST LIKE TO BE IF YOU COULD HAVE YOUR PERSONAL CHOICE.

---

143	431	00.	NO INTEREST
40	66	11.	NATIONAL PARTY CHAIRMAN
56	156	12.	PRESIDENTIAL CAMPAIGN MANAGER
184	301	13.	NATIONAL COMMITTEEMAN/COMMITTEE-WOMAN
38	85	14.	OTHER NATIONAL ROLE
94	112	21.	STATE PARTY CHAIRMAN
62	83	22.	STATE CENTRAL COMMITTEE
14	52	23.	STATE CAMPAIGN DIRECTOR
20	20	24.	OTHER STATE POSITION
16	8	31.	DISTRICT CHAIRMAN
6	21	32.	DISTRICT CAMPAIGN MANAGER
60	99	41.	COUNTY CHAIRMAN/CHAIRWOMAN
18	23	42.	COUNTY BOARD
-	14	43.	COUNTY CAMPAIGN DIRECTOR
6	2	44.	OTHER COUNTY POSITION
6	13	51.	CITY CHAIRMAN
24	78	52.	OTHER LOCAL ORGANIZATION POSITION
333	1108	99.	NA

CONVENTION DELEGATE STUDY - PART A

VAR #

178 Q.37B. IF THERE WERE A REAL CHANCE TO HOLD THE POSITION YOU THINK IS MOST DESIRABLE, HOW MUCH EFFORT WOULD YOU BE WILLING TO MAKE TO GET THAT POSITION.

66	177	1.	WOULD WORK HARDER AND MAKE MORE SACRIFICES THAN FOR ANY OTHER GOAL IN LIFE
266	567	2.	WOULD WORK HARDER THAN BEFORE IN POLITICS
184	281	3.	WOULD MAKE SOME ADDITIONAL EFFORT
128	104	4.	WILL PROBABLY HOLD THAT POSITION IF I DO NO MORE THAN I HAVE DONE IN THE PAST
333	1112	9.	NA
143	431	0.	INAP, NO INTEREST IN PARTY OFFICE

179 Q.38A. NOW, ALL THINGS CONSIDERED, WHICH OF ALL OF THESE POSITIONS DO YOU THINK YOU ARE MOST LIKELY TO HOLD AT THE TOP OF YOUR CAREER IN POLITICS.

[ONLY RESPONDENTS CHOOSING ONE OFFICE OR POSITION WERE CODED HERE, OTHERWISE CODED NA. FOR OTHER VERSIONS SEE V346 AND V347.]

PUBLIC OFFICE

-	14	11.	PRESIDENT
4	-	12.	VICE PRESIDENT
32	45	13.	U.S. SENATOR
24	77	14.	CONGRESSMAN
-	9	15.	CABINET MEMBER
4	8	16.	AMBASSADOR
6	13	17.	FEDERAL JUDGE
-	-	18.	FEDERAL PROSECUTOR
12	8	19.	OTHER NATIONAL OFFICE
14	9	21.	GOVERNOR
4	-	22.	LT. GOVERNOR
20	48	23.	STATE SENATOR
16	87	24.	STATE REPRESENTATIVE
-	8	25.	STATE JUDGE
4	7	26.	STATE ADMINISTRATIVE POST
2	8	27.	OTHER STATE OFFICE
8	10	31.	MAYOR

CONVENTION DELEGATE STUDY - PART A

VAR #

179	2	25	32.	COUNCIL MEMBER
(Con't.)	22	48	33.	OTHER LOCAL OFFICE

PARTY OFFICE

-	4	41.	NATIONAL PARTY CHAIRMAN
4	3	42.	PRESIDENTIAL CAMPAIGN MANAGER
76	58	43.	NATIONAL COMMITTEEMAN/WOMAN
12	11	44.	OTHER NATIONAL ROLE
34	16	51.	STATE PARTY CHAIRMAN
46	72	52.	STATE CENTRAL COMMITTEE
8	4	53.	STATE CAMPAIGN DIRECTOR
8	24	54.	OTHER STATE POSITION
22	2	61.	DISTRICT CHAIRMAN
6	6	62.	DISTRICT CAMPAIGN MANAGER
32	40	71.	COUNTY CHAIRMAN
8	18	72.	COUNTY BOARD
4	6	73.	COUNTY CAMPAIGN DIRECTOR
4	3	74.	OTHER COUNTY POSITION
2	3	81.	CITY CHAIRMAN
20	51	82.	OTHER LOCAL ORGANIZATION POSITION
594	1652	99.	NA
66	275	00.	NO INTEREST

180

Q.38B. HOW MUCH EFFORT WILL YOU HAVE TO MAKE TO REACH THIS POSITION.

---

110	213	1.	WILL WORK HARDER AND MAKE MORE SACRIFICES THAN FOR ANY OTHER GOAL IN LIFE
237	530	2.	WILL WORK HARDER THAN BEFORE IN POLITICS
154	253	3.	WILL MAKE SOME ADDITIONAL EFFORT
186	215	4.	WILL PROBABLY HOLD THAT POSITION IF I DO NO MORE THAN I HAVE DONE IN THE PAST
367	1186	9.	NA
66	275	0.	INAP, NO INTEREST IN PUBLIC OFFICE

CONVENTION DELEGATE STUDY - PART A

VAR #

Q.39. THERE IS A GREAT DEAL OF TALK THESE DAYS ABOUT RISING PRICES AND THE COST OF LIVING IN GENERAL. SOME FEEL THAT THE PROBLEM OF INFLATION IS TEMPORARY AND THAT NO GOVERNMENT ACTION IS NECESSARY. OTHERS SAY THE GOVERNMENT MUST DO EVERYTHING POSSIBLE TO COMBAT THE PROBLEM OF INFLATION IMMEDIATELY OR IT WILL GET WORSE. WHERE WOULD YOU PLACE YOURSELF ON THE FOLLOWING SCALE, RANGING FROM AGREEMENT WITH TOTAL GOVERNMENT ACTION AGAINST INFLATION TO AGREEMENT WITH NO GOVERNMENT ACTION AGAINST INFLATION. NOW WHERE WOULD YOU PLACE EACH OF THE FOLLOWING DECLARED CANDIDATES AND OTHER POSSIBLE CANDIDATES FOR PRESIDENT.

---

181

-- YOURSELF

147	592	1.	TOTAL GOVERNMENT ACTION AGAINST INFLATION
138	405	2.	
146	225	3.	
204	165	4.	
54	28	5.	
34	12	6.	
4	25	7.	NO GOVERNMENT ACTION AGAINST INFLATION
393	1220	9.	NA

182

-- SHIRLEY CHISHOLM

< FOR FULL QUESTION TEXT SEE V 181 >

---

268	447	1.	TOTAL GOVERNMENT ACTION AGAINST INFLATION
64	392	2.	
44	238	3.	
48	104	4.	
48	35	5.	
44	37	6.	
87	22	7.	NO GOVERNMENT ACTION AGAINST INFLATION
517	1397	9.	NA

CONVENTION DELEGATE STUDY - PART A

VAR #

183

-- EDMUND MUSKIE

< FOR FULL QUESTION TEXT SEE V 181 >

142	122	1.	TOTAL GOVERNMENT ACTION AGAINST INFLATION
146	273	2.	
124	469	3.	
54	330	4.	
70	67	5.	
44	8	6.	
40	13	7.	NO GOVERNMENT ACTION AGAINST INFLATION
500	1390	9.	NA

184

-- RICHARD NIXON

< FOR FULL QUESTION TEXT SEE V 181 >

113	106	1.	TOTAL GOVERNMENT ACTION AGAINST INFLATION
186	108	2.	
182	190	3.	
156	274	4.	
52	222	5.	
4	292	6.	
-	109	7.	NO GOVERNMENT ACTION AGAINST INFLATION
427	1371	9.	NA

CONVENTION DELEGATE STUDY - PART A

VAR #

185

-- GEORGE MCGOVERN  
< FOR FULL QUESTION TEXT SEE V 181 >  
-----

304	485	1.	TOTAL GOVERNMENT ACTION AGAINST INFLATION
68	487	2.	
30	155	3.	
24	87	4.	
28	59	5.	
36	33	6.	
149	39	7.	NO GOVERNMENT ACTION AGAINST INFLATION
481	1327	9.	NA

186

-- NELSON ROCKEFELLER  
< FOR FULL QUESTION TEXT SEE V 181 >  
-----

65	35	1.	TOTAL GOVERNMENT ACTION AGAINST INFLATION
184	186	2.	
226	261	3.	
108	340	4.	
44	255	5.	
12	130	6.	
6	56	7.	NO GOVERNMENT ACTION AGAINST INFLATION
475	1409	9.	NA

CONVENTION DELEGATE STUDY - PART A

VAR #

187

-- HUBERT HUMPHREY  
< FOR FULL QUESTION TEXT SEE V 181 >

165	189	1.	TOTAL GOVERNMENT ACTION AGAINST INFLATION
136	364	2.	
102	384	3.	
84	250	4.	
62	81	5.	
30	18	6.	
44	33	7.	NO GOVERNMENT ACTION AGAINST INFLATION
497	1353	9.	NA

188

-- SPIRO ACNEW  
< FOR FULL QUESTION TEXT SEE V 181 >

83	86	1.	TOTAL GOVERNMENT ACTION AGAINST INFLATION
174	70	2.	
84	121	3.	
116	159	4.	
120	173	5.	
62	311	6.	
4	371	7.	NO GOVERNMENT ACTION AGAINST INFLATION
477	1381	9.	NA

CONVENTION DELEGATE STUDY - PART A

VAR #

189

-- GEORGE WALLACE

< FOR FULL QUESTION TEXT SEE V 181 >

51	91	1. TOTAL GOVERNMENT ACTION AGAINST INFLATION
120	148	2.
76	171	3.
118	198	4.
84	192	5.
118	220	6.
66	253	7. NO GOVERNMENT ACTION AGAINST INFLATION
487	1399	9. NA

190

-- RONALD REAGAN

< FOR FULL QUESTION TEXT SEE V 181 >

93	79	1. TOTAL GOVERNMENT ACTION AGAINST INFLATION
98	80	2.
88	63	3.
82	118	4.
130	147	5.
110	227	6.
28	556	7. NO GOVERNMENT ACTION AGAINST INFLATION
491	1402	9. NA

CONVENTION DELEGATE STUDY - PART A

VAR #

191

-- EDWARD KENNEDY

< FOR FULL QUESTION TEXT SEE V 181 >

244	360	1.	TOTAL GOVERNMENT ACTION AGAINST INFLATION
120	503	2.	
14	254	3.	
46	104	4.	
32	35	5.	
56	20	6.	
105	19	7.	NO GOVERNMENT ACTION AGAINST INFLATION
503	1377	9.	NA

192

-- JOHN CONNALLY

< FOR FULL QUESTION TEXT SEE V 181 >

53	98	1.	TOTAL GOVERNMENT ACTION AGAINST INFLATION
182	112	2.	
168	197	3.	
168	273	4.	
42	237	5.	
20	230	6.	
2	134	7.	NO GOVERNMENT ACTION AGAINST INFLATION
485	1391	9.	NA

CONVENTION DELEGATE STUDY - PART A

VAR #

193

Q.40. THERE IS MUCH DISCUSSION ABOUT THE BEST WAY TO DEAL WITH RACIAL PROBLEMS. SOME PEOPLE THINK ACHIEVING RACIAL INTEGRATION OF SCHOOLS IS SO IMPORTANT THAT IT JUSTIFIES BUSING CHILDREN TO SCHOOLS OUT OF THEIR OWN NEIGHBORHOODS. OTHERS THINK LETTING CHILDREN GO TO THEIR NEIGHBORHOOD SCHOOLS IS SO IMPORTANT THAT THEY OPPOSE BUSING. WHERE WOULD YOU PLACE YOURSELF ON THE FOLLOWING SCALE RANGING FROM AGREEMENT WITH BUSING TO ACHIEVE INTEGRATION TO AGREEMENT WITH KEEPING CHILDREN IN NEIGHBORHOOD SCHOOLS. NOW WHERE WOULD YOU PLACE EACH OF THE FOLLOWING DECLARED CANDIDATES AND OTHER POSSIBLE CANDIDATES FOR PRESIDENT.

---

--		YOURSELF	
10	500	1.	BUSING TO ACHIEVE INTEGRATION
14	364	2.	
36	160	3.	
80	134	4.	
58	61	5.	
106	55	6.	
451	243	7.	KEEPING CHILDREN IN NEIGHBORHOOD SCHOOLS
365	1155	9.	NA

194

-- SPIRO AGNEW

< FOR FULL QUESTION TEXT SEE V. 193 >

---

-	29	1.	BUSING TO ACHIEVE INTEGRATION
4	-	2.	
12	11	3.	
32	46	4.	
54	43	5.	
134	166	6.	
463	1062	7.	KEEPING CHILDREN IN NEIGHBORHOOD SCHOOLS
421	1315	9.	NA

CONVENTION DELEGATE STUDY - PART A

VAR #

195

-- SHIRLEY CHISHOLM

< FOR FULL QUESTION TEXT SEE V 193 >

527	831	1.	BUSING TO ACHIEVE INTEGRATION
60	328	2.	
34	101	3.	
20	61	4.	
2	20	5.	
6	11	6.	
4	20	7.	KEEPING CHILDREN IN NEIGHBORHOOD SCHOOLS
467	1300	9.	NA

196

-- JOHN CONNALLY

< FOR FULL QUESTION TEXT SEE V 193 >

-	22	1.	BUSING TO ACHIEVE INTEGRATION
4	5	2.	
30	34	3.	
96	104	4.	
86	129	5.	
156	304	6.	
279	725	7.	KEEPING CHILDREN IN NEIGHBORHOOD SCHOOLS
469	1349	9.	NA

197

-- HUBERT HUMPHREY

< FOR FULL QUESTION TEXT SEE V 193 >

199	109	1.	BUSING TO ACHIEVE INTEGRATION
156	200	2.	
136	324	3.	
132	427	4.	
14	179	5.	
16	81	6.	
12	57	7.	KEEPING CHILDREN IN NEIGHBORHOOD SCHOOLS
455	1295	9.	NA

CONVENTION DELEGATE STUDY - PART A

VAR #

198

-- EDWARD KENNEDY

< FOR FULL QUESTION TEXT SEE V 193 >

473	434	1.	BUSING TO ACHIEVE INTEGRATION
116	508	2.	
56	251	3.	
14	109	4.	
8	29	5.	
-	12	6.	
8	25	7.	KEEPING CHILDREN IN NEIGHBORHOOD SCHOOLS
445	1304	9.	NA

199

-- GEORGE MCGOVERN

< FOR FULL QUESTION TEXT SEE V 193 >

501	535	1.	BUSING TO ACHIEVE INTEGRATION
134	577	2.	
20	183	3.	
16	56	4.	
4	24	5.	
-	32	6.	
6	20	7.	KEEPING CHILDREN IN NEIGHBORHOOD SCHOOLS
439	1245	9.	NA

200

-- EDMUND MUSKIE

< FOR FULL QUESTION TEXT SEE V 193 >

257	107	1.	BUSING TO ACHIEVE INTEGRATION
204	260	2.	
112	506	3.	
56	359	4.	
26	80	5.	
4	41	6.	
8	26	7.	KEEPING CHILDREN IN NEIGHBORHOOD SCHOOLS
453	1293	9.	NA

CONVENTION DELEGATE STUDY - PART A

VAR #

201

-- RICHARD NIXON

< FOR FULL QUESTION TEXT SEE V 193 >

8	39	1.	BUSING TO ACHIEVE INTEGRATION
-	18	2.	
30	30	3.	
56	69	4.	
106	95	5.	
194	255	6.	
323	902	7.	KEEPING CHILDREN IN NEIGHBORHOOD SCHOOLS
403	1264	9.	NA

202

-- RONALD REAGAN

< FOR FULL QUESTION TEXT SEE V 193 >

-	22	1.	BUSING TO ACHIEVE INTEGRATION
6	13	2.	
8	25	3.	
34	63	4.	
44	58	5.	
124	139	6.	
463	1044	7.	KEEPING CHILDREN IN NEIGHBORHOOD SCHOOLS
441	1308	9.	NA

203

-- NELSON ROCKEFELLER

< FOR FULL QUESTION TEXT SEE V 193 >

39	62	1.	BUSING TO ACHIEVE INTEGRATION
56	89	2.	
106	179	3.	
176	312	4.	
156	291	5.	
94	232	6.	
46	162	7.	KEEPING CHILDREN IN NEIGHBORHOOD SCHOOLS
447	1345	9.	NA

CONVENTION DELEGATE STUDY - PART A

VAR #

204            -- GEORGE WALLACE  
              < FOR FULL QUESTION TEXT SEE V 193 >

8	6	1. BUSING TO ACHIEVE INTEGRATION
-	-	2.
4	3	3.
12	9	4.
4	12	5.
16	23	6.
635	1368	7. KEEPING CHILDREN IN NEIGHBORHOOD SCHOOLS
441	1251	9. NA

205            Q.41. EVEN THOUGH MOST OF THE AMERICAN TROOPS HAVE BEEN WITHDRAWN FROM SOUTH VIETNAM, THERE IS STILL A LOT OF DISCUSSION ABOUT THE UNITED STATES' ACTION IN INDO-CHINA. SOME PEOPLE THINK WE SHOULD END ALL AMERICAN MILITARY ASSISTANCE AND ECONOMIC AID TO SOUTH EAST ASIA. OTHERS SAY WE SHOULD GIVE MILITARY ASSISTANCE AND ECONOMIC AID TO THE GOVERNMENTS OF SOUTH VIETNAM, CAMBODIA, LAOS. WHERE WOULD YOU PLACE YOURSELF ON THE FOLLOWING SCALE, RANGING FROM AGREEMENT WITH NO U.S. MILITARY ASSISTANCE OR ECONOMIC AID TO AGREEMENT WITH U.S. MILITARY ASSISTANCE AND ECONOMIC AID. NOW WHERE WOULD YOU PLACE EACH OF THE FOLLOWING DECLARED CANDIDATES AND OTHER POSSIBLE CANDIDATES FOR PRESIDENT.

-----  
-- YOURSELF

26	566	1. NO U.S. MILITARY ASSISTANCE OR ECONOMIC AID
32	357	2.
78	178	3.
112	153	4.
154	86	5.
116	22	6.
211	57	7. U.S. MILITARY ASSISTANCE AND ECONOMIC AID
391	1253	9. NA

CONVENTION DELEGATE STUDY - PART A

VAR #

206

-- GEORGE WALLACE

< FOR FULL QUESTION TEXT SEE V 205 >

46	100	1.	NO U.S. MILITARY ASSISTANCE OR ECONOMIC AID
54	52	2.	
44	86	3.	
54	131	4.	
110	163	5.	
154	239	6.	
171	503	7.	U.S. MILITARY ASSISTANCE AND ECONOMIC AID
487	1398	9.	NA

207

-- NELSON ROCKEFELLER

< FOR FULL QUESTION TEXT SEE V 205 >

15	17	1.	NO U.S. MILITARY ASSISTANCE OR ECONOMIC AID
20	55	2.	
78	164	3.	
200	300	4.	
150	325	5.	
120	221	6.	
62	150	7.	U.S. MILITARY ASSISTANCE AND ECONOMIC AID
475	1440	9.	NA

208

-- RONALD REAGAN

< FOR FULL QUESTION TEXT SEE V 205 >

6	25	1.	NO U.S. MILITARY ASSISTANCE OR ECONOMIC AID
14	7	2.	
44	56	3.	
46	69	4.	
130	129	5.	
158	186	6.	
247	789	7.	U.S. MILITARY ASSISTANCE AND ECONOMIC AID
475	1411	9.	NA

CONVENTION DELEGATE STUDY - PART A

VAR #

209

-- RICHARD NIXON

< FOR FULL QUESTION TEXT SEE V 205 >

10	11	1.	NO U.S. MILITARY ASSISTANCE OR ECONOMIC AID
8	9	2.	
38	25	3.	
80	48	4.	
122	107	5.	
194	258	6.	
229	820	7.	U.S. MILITARY ASSISTANCE AND ECONOMIC AID
439	1394	9.	NA

210

-- EDMUND MUSKIE

< FOR FULL QUESTION TEXT SEE V 205 >

115	68	1.	NO U.S. MILITARY ASSISTANCE OR ECONOMIC AID
190	244	2.	
154	390	3.	
96	310	4.	
40	163	5.	
28	35	6.	
12	41	7.	U.S. MILITARY ASSISTANCE AND ECONOMIC AID
485	1421	9.	NA

211

-- GEORGE MCGOVERN

< FOR FULL QUESTION TEXT SEE V 205 >

505	707	1.	NO U.S. MILITARY ASSISTANCE OR ECONOMIC AID
68	395	2.	
22	120	3.	
18	48	4.	
2	12	5.	
14	10	6.	
26	17	7.	U.S. MILITARY ASSISTANCE AND ECONOMIC AID
465	1363	9.	NA

CONVENTION DELEGATE STUDY - PART A

VAR #

212

-- EDWARD KENNEDY  
< FOR FULL QUESTION TEXT SEE V 205 >

367	460	1.	NO U.S. MILITARY ASSISTANCE OR ECONOMIC AID
146	486	2.	
46	182	3.	
26	91	4.	
3	32	5.	
8	19	6.	
40	21	7.	U.S. MILITARY ASSISTANCE AND ECONOMIC AID
479	1381	9.	NA

213

-- HUBERT HUMPHREY  
< FOR FULL QUESTION TEXT SEE V 205 >

92	55	1.	NO U.S. MILITARY ASSISTANCE OR ECONOMIC AID
180	281	2.	
158	356	3.	
116	352	4.	
30	140	5.	
20	78	6.	
41	29	7.	U.S. MILITARY ASSISTANCE AND ECONOMIC AID
483	1381	9.	NA

214

-- JOHN CONNALLY  
< FOR FULL QUESTION TEXT SEE V 205 >

-	17	1.	NO U.S. MILITARY ASSISTANCE OR ECONOMIC AID
4	19	2.	
42	59	3.	
130	108	4.	
206	202	5.	
138	323	6.	
125	519	7.	U.S. MILITARY ASSISTANCE AND ECONOMIC AID
475	1425	9.	NA

CONVENTION DELEGATE STUDY - PART A

VAR #

215           -- -- SHIRLEY CHISHOLM  
              < FOR FULL QUESTION TEXT SEE V 205 >

389	585	1.	NO U.S. MILITARY ASSISTANCE OR ECONOMIC AID
104	368	2.	
44	175	3.	
46	85	4.	
12	21	5.	
12	11	6.	
28	17	7.	U.S. MILITARY ASSISTANCE AND ECONOMIC AID
485	1410	9.	NA

216           -- -- SPIRO AGNEW  
              < FOR FULL QUESTION TEXT SEE V 205 >

6	28	1.	NO U.S. MILITARY ASSISTANCE OR ECONOMIC AID
10	8	2.	
22	35	3.	
52	33	4.	
102	67	5.	
178	185	6.	
289	935	7.	U.S. MILITARY ASSISTANCE AND ECONOMIC AID
461	1381	9.	NA

CONVENTION DELEGATE STUDY - PART A

VAR #

217

Q.42. SOME PEOPLE ARE PRIMARILY CONCERNED WITH DOING EVERYTHING POSSIBLE TO PROTECT THE LEGAL RIGHTS OF THOSE COMMITTING CRIMES. OTHERS FEEL THAT IT IS MORE IMPORTANT TO STOP CRIMINAL ACTIVITY EVEN AT THE RISK OF REDUCING THE RIGHTS OF THE ACCUSED. WHERE WOULD YOU PLACE YOURSELF ON THE FOLLOWING SCALE, RANGING FROM AGREEMENT WITH PROTECTING THE RIGHTS OF THE ACCUSED TO AGREEMENT WITH STOPPING CRIME REGARDLESS OF RIGHTS OF ACCUSED. NOW WHERE WOULD YOU PLACE EACH OF THE FOLLOWING DECLARED CANDIDATES AND OTHER POSSIBLE CANDIDATES FOR PRESIDENT.

---

-- YOURSELF

69	823	1. PROTECT RIGHTS OF ACCUSED
48	285	2.
58	120	3.
146	116	4.
176	68	5.
124	24	6.
108	74	7. STOP CRIME REGARDLESS OF RIGHTS OF ACCUSED
391	1162	9. NA

218

-- GEORGE MCGOVERN

< FOR FULL QUESTION TEXT SEE V 217 >

---

465	810	1. PROTECT RIGHTS OF ACCUSED
136	404	2.
36	108	3.
14	47	4.
2	11	5.
4	2	6.
2	9	7. STOP CRIME REGARDLESS OF RIGHTS OF ACCUSED
461	1281	9. NA

CONVENTION DELEGATE STUDY - PART A

VAR #

219

-- EDMUND MUSKIE

< FOR FULL QUESTION TEXT SEE V 217 >

177	319	1.	PROTECT RIGHTS OF ACCUSED.
260	403	2.	
128	402	3.	
64	178	4.	
12	42	5.	
4	16	6.	
-	7	7.	STOP CRIME REGARDLESS OF RIGHTS OF ACCUSED
475	1305	9.	NA

220

-- EDWARD KENNEDY

< FOR FULL QUESTION TEXT SEE V 217 >

425	676	1.	PROTECT RIGHTS OF ACCUSED
154	424	2.	
44	161	3.	
24	65	4.	
2	15	5.	
-	8	6.	
-	3	7.	STOP CRIME REGARDLESS OF RIGHTS OF ACCUSED
471	1320	9.	NA

221

-- RICHARD NIXON

< FOR FULL QUESTION TEXT SEE V 217 >

45	38	1.	PROTECT RIGHTS OF ACCUSED
16	15	2.	
40	32	3.	
184	110	4.	
200	203	5.	
146	380	6.	
56	585	7.	STOP CRIME REGARDLESS OF RIGHTS OF ACCUSED
433	1309	9.	NA

CONVENTION DELEGATE STUDY - PART A

VAR #

222           -- HUBERT HUMPHREY  
              < FOR FULL QUESTION TEXT SEE V 217 >

137	253	1.	PROTECT RIGHTS OF ACCUSED
202	325	2.	
156	338	3.	
114	310	4.	
22	90	5.	
4	47	6.	
-	11	7.	STOP CRIME REGARDLESS OF RIGHTS OF ACCUSED
485	1298	9.	NA

223           -- RONALD REAGAN  
              < FOR FULL QUESTION TEXT SEE V 217 >

23	28	1.	PROTECT RIGHTS OF ACCUSED
14	6	2.	
34	22	3.	
64	75	4.	
164	98	5.	
222	233	6.	
140	887	7.	STOP CRIME REGARDLESS OF RIGHTS OF ACCUSED
459	1323	9.	NA

224           -- JOHN CONNALLY  
              < FOR FULL QUESTION TEXT SEE V 217 >

19	30	1.	PROTECT RIGHTS OF ACCUSED
22	15	2.	
46	44	3.	
190	163	4.	
210	217	5.	
126	348	6.	
38	501	7.	STOP CRIME REGARDLESS OF RIGHTS OF ACCUSED
469	1354	9.	NA

CONVENTION DELEGATE STUDY - PART A

VAR #

225

-- NELSON ROCKEFELLER  
< FOR FULL QUESTION TEXT SEE V 217 >  
-----

51	67	1.	PROTECT RIGHTS OF ACCUSED
62	127	2.	
144	225	3.	
214	342	4.	
128	275	5.	
44	176	6.	
6	115	7.	STOP CRIME REGARDLESS OF RIGHTS OF ACCUSED
471	1345	9.	NA

226

-- SHIRLEY CHISHOLM  
< FOR FULL QUESTION TEXT SEE V 217 >  
-----

441	842	1.	PROTECT RIGHTS OF ACCUSED
118	310	2.	
52	133	3.	
28	45	4.	
2	13	5.	
-	-	6.	
4	6	7.	STOP CRIME REGARDLESS OF RIGHTS OF ACCUSED
475	1323	9.	NA

227

-- GEORGE WALLACE  
< FOR FULL QUESTION TEXT SEE V 217 >  
-----

19	9	1.	PROTECT RIGHTS OF ACCUSED
4	9	2.	
12	18	3.	
36	36	4.	
62	105	5.	
180	245	6.	
346	945	7.	STOP CRIME REGARDLESS OF RIGHTS OF ACCUSED
461	1305	9.	NA

CONVENTION DELEGATE STUDY - PART A

VAR #

228

-- SPIRO AGNEW

< FOR FULL QUESTION TEXT SEE V 217 >

29	16	1.	PROTECT RIGHTS OF ACCUSED.
12	5	2.	
28	15	3.	
62	49	4.	
142	90	5.	
244	174	6.	
148	1018	7.	STOP CRIME REGARDLESS OF RIGHTS OF ACCUSED
455	1305	9.	NA

Q.43. AS YOU KNOW, THERE WILL BE MANY GROUPS AT THE CONVENTION THAT WILL BE TRYING TO GET THE PARTY TO SEE THINGS THEIR WAY. FOR EACH OF THE FOLLOWING GROUPS INDICATE YOUR FEELING TOWARD THEM ON WHAT WE CALL A "FEELING THERMOMETER."

HERE'S HOW IT WORKS: IF YOU DON'T FEEL EITHER PARTICULARLY WARM OR COLD TOWARD A GROUP, THEN YOU SHOULD PLACE THEM IN THE MIDDLE OF THE THERMOMETER, AT THE 50° MARK.

IF YOU HAVE A WARM FEELING TOWARD A GROUP, OR FEEL FAVORABLY TOWARD THEM, YOU WOULD GIVE THEM A SCORE SOMEWHERE BETWEEN 50° AND 100°, DEPENDING ON HOW WARM YOUR FEELING IS TOWARD THAT GROUP.

ON THE OTHER HAND, IF YOU DON'T FEEL VERY FAVORABLY TOWARD A GROUP - THAT IS, IF YOU DON'T CARE MUCH FOR THEM - THEN YOU WOULD PLACE THEM SOMEWHERE BETWEEN 0° AND 50°. REMEMBER 50° MEANS YOU FEEL NEUTRAL TOWARD THE GROUP.

-----  
[SCALE FIXED AT 10° INTERVALS.]

229

-- NATIONAL WOMEN'S CAUCUS

50	55	00.	0°
44	13	10.	10°
66	24	20.	20°

CONVENTION DELEGATE STUDY - PART A

VAR #

229	50	31	30.	30°
(Con't.)	42	45	40.	40°
	246	324	50.	50°
	62	136	60.	60°
	72	213	70.	70°
	91	285	80.	80°
	24	191	90.	90°
	22	248	97.	100°
	351	1107	99.	NA

230

-- CONSERVATIVES

< FOR FULL QUESTION TEXT SEE V 229 >

	10	344	00.	0°
	26	230	10.	10°
	18	249	20.	20°
	36	178	30.	30°
	48	134	40.	40°
	126	232	50.	50°
	68	37	60.	60°
	92	35	70.	70°
	145	45	80.	80°
	84	15	90.	90°
	112	40	97.	100°
	355	1133	99.	NA

231

-- CONVENTION LEADERS

< FOR FULL QUESTION TEXT SEE V 229 >

	8	31	00.	0°
	4	22	10.	10°
	2	42	20.	20°
	-	68	30.	30°
	12	130	40.	40°
	204	658	50.	50°
	60	157	60.	60°
	150	152	70.	70°

CONVENTION DELEGATE STUDY - PART A

VAR #

231	130	146	80.	80°
(Con't.)	76	93	90.	90°
	123	50	97.	100°
	351	1123	99.	NA

232           -- LEADERS IN PARTY REFORM ACTIVITY  
< FOR FULL QUESTION TEXT SEE V 229 >

	42	43	00.	0°
	26	14	10.	10°
	36	23	20.	20°
	62	54	30.	30°
	54	54	40.	40°
	207	178	50.	50°
	114	148	60.	60°
	72	129	70.	70°
	88	289	80.	80°
	36	271	90.	90°
	16	339	97.	100°
	367	1130	99.	NA

233           -- MIDDLE AMERICANS  
< FOR FULL QUESTION TEXT SEE V 229 >

	8	9	00.	0°
	-	12	10.	10°
	-	31	20.	20°
	6	56	30.	30°
	8	66	40.	40°
	154	554	50.	50°
	72	149	60.	60°
	126	243	70.	70°
	142	181	80.	80°
	96	102	90.	90°
	153	135	97.	100°
	355	1134	99.	NA

CONVENTION DELEGATE STUDY - PART A

VAR #

234

-- WOMEN'S LIBERATION MOVEMENT  
< FOR FULL QUESTION TEXT SEE V 229 >

200	113	00.	0°
79	42	10.	10°
80	78	20.	20°
100	80	30.	30°
60	93	40.	40°
126	265	50.	50°
52	145	60.	60°
40	169	70.	70°
10	215	80.	80°
8	148	90.	90°
4	194	97.	100°
361	1130	99.	NA

235

-- NEGROES/BLACKS  
< FOR FULL QUESTION TEXT SEE V 229 >

28	13	00.	0°
18	12	10.	10°
34	19	20.	20°
21	9	30.	30°
56	22	40.	40°
234	221	50.	50°
96	92	60.	60°
110	174	70.	70°
96	311	80.	80°
42	288	90.	90°
42	394	97.	100°
343	1117	99.	NA

CONVENTION DELEGATE STUDY - PART A

VAR #

236

-- LIBERALS  
< FOR FULL QUESTION TEXT SEE V 229 >  
-----

172	59	00.	0°
91	24	10.	10°
78	8	20.	20°
90	42	30.	30°
80	43	40.	40°
102	168	50.	50°
52	83	60.	60°
38	166	70.	70°
38	326	80.	80°
10	276	90.	90°
2	339	97.	100°
367	1138	99.	NA

237

-- UNION LEADERS  
< FOR FULL QUESTION TEXT SEE V 229 >  
-----

86	47	00.	0°
84	53	10.	10°
108	83	20.	20°
80	77	30.	30°
90	134	40.	40°
200	367	50.	50°
51	222	60.	60°
50	197	70.	70°
24	172	80.	80°
4	109	90.	90°
-	96	97.	100°
343	1115	99.	NA

CONVENTION DELEGATE STUDY - PART A

VAR #

238

-- BUSINESS INTERESTS

< FOR FULL QUESTION TEXT SEE V 229 >

6	188	00.	0°
12	139	10.	10°
18	175	20.	20°
14	191	30.	30°
46	157	40.	40°
244	407	50.	50°
106	112	60.	60°
132	74	70.	70°
115	57	80.	80°
36	25	90.	90°
34	22	97.	100°
357	1125	99.	NA

Q.44. NOW, USING THE THERMOMETER AGAIN, WHERE WOULD YOU PLACE DEMOCRATS TAKEN TOGETHER AS A GROUP. WHERE WOULD YOU PLACE REPUBLICANS.

239

-- DEMOCRATS

136	15	00.	0°
72	-	10.	10°
112	2	20.	20°
142	18	30.	30°
95	17	40.	40°
130	55	50.	50°
26	96	60.	60°
10	227	70.	70°
6	444	80.	80°
4	368	90.	90°
8	281	97.	100°
379	1149	99.	NA

240

-- REPUBLICANS

< FOR FULL QUESTION TEXT SEE V 239 >

-	288	00.	0°
-	261	10.	10°
-	280	20.	20°
10	246	30.	30°
-	193	40.	40°
20	134	50.	50°
62	32	60.	60°
112	17	70.	70°
154	8	80.	80°
163	12	90.	90°
220	7	97.	100°
379	1194	99.	NA

CONVENTION DELEGATE STUDY - PART A

VAR #

Q.45. WE WOULD LIKE TO GET YOUR FEELINGS TOWARDS SOME OF THE DECLARED CANDIDATES AS WELL AS OTHER POSSIBLE CANDIDATES FOR PRESIDENT. PLEASE USE THE THERMOMETER AGAIN - THIS TIME INDICATE YOUR FEELINGS TOWARD THESE PERSONS.

---

[SCALE FIXED AT 10° INTERVALS.]

241

-- RICHARD NIXON

-	965	00.	0°
-	194	10.	10°
-	105	20.	20°
4	124	30.	30°
-	47	40.	40°
8	60	50.	50°
8	13	60.	60°
24	18	70.	70°
72	17	80.	80°
154	-	90.	90°
511	9	97.	100°
339	1120	99.	NA

242

-- GEORGE MCGOVERN

< FOR FULL QUESTION TEXT SEE V 241 >

---

545	143	00.	0°
84	24	10.	10°
56	5	20.	20°
14	31	30.	30°
22	53	40.	40°
8	66	50.	50°
6	69	60.	60°
4	67	70.	70°
2	146	80.	80°
8	247	90.	90°
-	671	97.	100°
371	1150	99.	NA

CONVENTION DELEGATE STUDY - PART A

VAR #

243

-- HUBERT HUMPHREY  
< FOR FULL QUESTION TEXT SEE V 241 >

182	100	00.	0°
138	93	10.	10°
160	90	20.	20°
85	97	30.	30°
60	145	40.	40°
90	178	50.	50°
18	212	60.	60°
20	161	70.	70°
4	178	80.	80°
-	124	90.	90°
-	170	97.	100°
363	1124	99.	NA

244

-- SHIRLEY CHISHOLM  
< FOR FULL QUESTION TEXT SEE V 241 >

447	119	00.	0°
92	45	10.	10°
68	67	20.	20°
40	63	30.	30°
12	76	40.	40°
34	221	50.	50°
28	197	60.	60°
10	192	70.	70°
2	235	80.	80°
6	173	90.	90°
-	135	97.	100°
381	1149	99.	NA

245

-- NELSON ROCKEFELLER  
< FOR FULL QUESTION TEXT SEE V 241 >

68	216	00.	0°
12	224	10.	10°
54	182	20.	20°
39	180	30.	30°
70	168	40.	40°
150	261	50.	50°
84	130	60.	60°
102	78	70.	70°
94	55	80.	80°
54	9	90.	90°
34	8	97.	100°
359	1161	99.	NA

CONVENTION DELEGATE STUDY - PART A

VAR #

246

-- GEORGE WALLACE  
< FOR FULL QUESTION TEXT SEE V 241 >

234	896	00.	0°
54	193	10.	10°
52	108	20.	20°
60	73	30.	30°
65	58	40.	40°
112	50	50.	50°
58	36	60.	60°
50	15	70.	70°
34	25	80.	80°
8	19	90.	90°
16	55	97.	100°
377	1144	99.	NA

247

-- JOHN CONNALLY  
< FOR FULL QUESTION TEXT SEE V 241 >

50	819	00.	0°
22	263	10.	10°
28	129	20.	20°
34	75	30.	30°
41	41	40.	40°
194	110	50.	50°
106	13	60.	60°
96	19	70.	70°
110	28	80.	80°
54	13	90.	90°
18	16	97.	100°
367	1146	99.	NA

CONVENTION DELEGATE STUDY - PART A

VAR #

248           -- SPIRO AGNEW  
              < FOR FULL QUESTION TEXT SEE V 241 >

22	1151	00.	0°
12	106	10.	10°
16	50	20.	20°
26	40	30.	30°
50	13	40.	40°
84	60	50.	50°
64	16	60.	60°
52	22	70.	70°
88	14	80.	80°
147	11	90.	90°
182	2	97.	100°
377	1187	99.	NA

249           -- EDMUND MUSKIE  
              < FOR FULL QUESTION TEXT SEE V 241 >

202	59	00.	0°
134	56	10.	10°
104	74	20.	20°
135	55	30.	30°
64	86	40.	40°
52	229	50.	50°
12	231	60.	60°
24	290	70.	70°
6	196	80.	80°
-	150	90.	90°
-	103	97.	100°
387	1143	99.	NA

250           -- RONALD REAGAN  
              < FOR FULL QUESTION TEXT SEE V 241 >

20	1090	00.	0°
34	136	10.	10°
30	89	20.	20°

CONVENTION DELEGATE STUDY - PART A

VAR #

250	42	61	30.	30°
(Con't.)	58	18	40.	40°
	92	53	50.	50°
	71	28	60.	60°
	58	18	70.	70°
	114	15	80.	80°
	98	5	90.	90°
	120	4	97.	100°
	383	1155	99.	NA

251

-- EDWARD KENNEDY

< FOR FULL QUESTION TEXT SEE V 241 >

562	101	00.	0°
101	20	10.	10°
26	26	20.	20°
16	39	30.	30°
12	56	40.	40°
24	109	50.	50°
-	114	60.	60°
2	165	70.	70°
6	306	80.	80°
4	296	90.	90°
-	298	97.	100°
367	1142	99.	NA

Q.46. USING THE THERMOMETER AGAIN, WHERE WOULD YOU PLACE YOUR FEELINGS ABOUT THE FOLLOWING PAST AND PRESENT POLITICAL LEADERS.

[SCALE FIXED AT 10° INTERVALS.]

252

-- FRANKLIN D. ROOSEVELT

182	20	00.	0°
76	2	10.	10°
74	5	20.	20°

CONVENTION DELEGATE STUDY - PART A

VAR #

252	95	11	30.	30°
(Con't.)	84	5	40.	40°
	96	45	50.	50°
	58	45	60.	60°
	44	172	70.	70°
	26	359	80.	80°
	8	423	90.	90°
	8	465	97.	100°
	369	1120	99.	NA

253

-- HARRY TRUMAN

< FOR FULL QUESTION TEXT SEE V 252 >

30	14	00.	0°
34	13	10.	10°
66	13	20.	20°
78	10	30.	30°
98	24	40.	40°
114	82	50.	50°
148	125	60.	60°
104	222	70.	70°
61	338	80.	80°
8	342	90.	90°
12	351	97.	100°
367	1138	99.	NA

254

-- ROBERT TAFT

< FOR FULL QUESTION TEXT SEE V 252 >

-	183	00.	0°
-	92	10.	10°
2	174	20.	20°
24	131	30.	30°
20	172	40.	40°
142	431	50.	50°
60	160	60.	60°
154	84	70.	70°
141	54	80.	80°
74	11	90.	90°
138	13	97.	100°
365	1167	99.	NA

CONVENTION DELEGATE STUDY - PART A

VAR #

255

-- DWIGHT EISENHOWER  
< FOR FULL QUESTION TEXT SEE V 252 >

-	101	00.	0°
8	89	10.	10°
-	150	20.	20°
6	169	30.	30°
2	213	40.	40°
52	403	50.	50°
54	191	60.	60°
92	129	70.	70°
166	55	80.	80°
142	23	90.	90°
236	10	97.	100°
362	1139	99.	NA

256

-- ADLAI STEVENSON  
< FOR FULL QUESTION TEXT SEE V 252 >

100	14	00.	0°
70	11	10.	10°
90	12	20.	20°
116	14	30.	30°
106	20	40.	40°
130	77	50.	50°
48	84	60.	60°
58	191	70.	70°
34	286	80.	80°
4	385	90.	90°
4	453	97.	100°
360	1125	99.	NA

257

-- JOHN FOSTER DULLES  
< FOR FULL QUESTION TEXT SEE V 252 >

14	373	00.	0°
12	184	10.	10°
36	180	20.	20°
24	144	30.	30°

CONVENTION DELEGATE STUDY - PART A

VAR #

257	62	147	40.	40°
(Con't.)	239	239	50.	50°
	90	67	60.	60°
	98	75	70.	70°
	90	66	80.	80°
	40	24	90.	90°
	40	5	97.	100°
	375	1168	99.	NA

258

-- JOHN F. KENNEDY

< FOR FULL QUESTION TEXT SEE V 252 >

144	14	00.	0°
78	6	10.	10°
72	8	20.	20°
124	13	30.	30°
91	11	40.	40°
100	31	50.	50°
74	64	60.	60°
28	155	70.	70°
40	253	80.	80°
16	361	90.	90°
10	618	97.	100°
343	1138	99.	NA

259

-- EVERETT DIRKSEN

< FOR FULL QUESTION TEXT SEE V 252 >

2	241	00.	0°
8	150	10.	10°
-	150	20.	20°
8	161	30.	30°
30	143	40.	40°
76	235	50.	50°
88	147	60.	60°
119	110	70.	70°
172	115	80.	80°
126	43	90.	90°
132	24	97.	100°
359	1153	99.	NA

CONVENTION DELEGATE STUDY - PART A

VAR #

260

-- LYNDON JOHNSON  
< FOR FULL QUESTION TEXT SEE V 252 >

102	105	00.	0°
86	59	10.	10°
108	98	20.	20°
112	132	30.	30°
100	153	40.	40°
114	138	50.	50°
55	221	60.	60°
48	202	70.	70°
32	167	80.	80°
8	148	90.	90°
8	141	97.	100°
347	1108	99.	NA

261

-- BARRY GOLDWATER  
< FOR FULL QUESTION TEXT SEE V 252 >

20	692	00.	0°
18	248	10.	10°
34	180	20.	20°
28	137	30.	30°
80	84	40.	40°
58	98	50.	50°
100	43	60.	60°
62	27	70.	70°
83	32	80.	80°
84	5	90.	90°
196	9	97.	100°
357	1117	99.	NA

CONVENTION DELEGATE STUDY - PART A

VAR #

Q.47. PEOPLE HAVE DIFFERENT IDEAS ABOUT THE GOVERNMENT IN WASHINGTON. THESE IDEAS DON'T REFER TO DEMOCRATS OR REPUBLICANS IN PARTICULAR, BUT JUST TO THE GOVERNMENT IN GENERAL. WE WANT TO SEE HOW YOU FEEL ABOUT THESE IDEAS - FOR EXAMPLE:

262 A. DO YOU THINK THAT PEOPLE IN THE GOVERNMENT WASTE A LOT OF THE MONEY WE PAY IN TAXES, WASTE SOME OF IT, OR DCN'T WASTE VERY MUCH OF IT.

---

8	35	1. NOT MUCH
194	507	3. SOME
585	1040	5. A LOT
333	1090	9. NA

263 B. HOW MUCH OF THE TIME DO YOU THINK YOU CAN TRUST THE GOVERNMENT IN WASHINGTON TO DO WHAT IS RIGHT - JUST ABOUT ALWAYS, MOST OF THE TIME, OR ONLY SOME OF THE TIME.

---

12	-	1. ALWAYS
553	475	3. MOST OF THE TIME
220	1098	5. SOME OF THE TIME
335	1099	9. NA

264 C. WOULD YOU SAY THE GOVERNMENT IS PRETTY MUCH RUN BY A FEW BIG INTERESTS LOOKING OUT FOR THEMSELVES OR THAT IT IS RUN FOR THE BENEFIT OF ALL THE PEOPLE.

---

575	283	1. FOR BENEFIT OF ALL
162	1243	5. FEW BIG INTERESTS
383	1146	9. NA

CONVENTION DELEGATE STUDY - PART A

VAR #

265 D. DO YOU FEEL THAT ALMOST ALL OF THE PEOPLE RUNNING THE GOVERNMENT ARE SMART PEOPLE WHO USUALLY KNOW WHAT THEY ARE DOING, OR DO YOU THINK THAT QUITE A FEW OF THEM DON'T SEEM TO KNOW WHAT THEY ARE DOING.

---

461	767	1. KNOW WHAT THEY ARE DOING
300	780	5. DON'T KNOW WHAT THEY ARE DOING
359	1125	9. NA

266 E. DO YOU THINK THAT QUITE A FEW OF THE PEOPLE RUNNING THE GOVERNMENT ARE A LITTLE CROOKED, NOT VERY MANY ARE, OR DO YOU THINK HARDLY ANY OF THEM ARE CROOKED AT ALL.

---

202	200	1. HARDLY ANY
505	901	3. NOT MANY
70	473	5. QUITE A LOT
343	1098	9. NA

267 Q.48. NOW, HOW ABOUT THE MEDIA:

---

-- HOW FAIR AND ACCURATE DO YOU FIND TELEVISION NEWS REPORTING. WOULD YOU SAY TV NEWS COVERAGE IS:

86	653	1. USUALLY FAIR AND ACCURATE
483	830	3. SOMETIMES FAIR AND ACCURATE
216	112	5. RARELY FAIR AND ACCURATE
335	1077	9. NA

CONVENTION DELEGATE STUDY - PART A

VAR #

268      -- HOW ABOUT THE NEWSPAPERS. WOULD YOU SAY NEWSPAPER  
            COVERAGE OF EVENTS IS:

180	378	1. USUALLY FAIR AND ACCURATE
470	997	3. SOMETIMES FAIR AND ACCURATE
131	207	5. RARELY FAIR AND ACCURATE
339	1090	9. NA

269      Q.49. WHAT IS YOUR SEX.

493	896	1. MALE
314	718	2. FEMALE
313	1058	9. NA

270      Q.50. IN WHAT YEAR WERE YOU BORN.

LAST TWO DIGITS OF YEAR OF BIRTH CODED.  
00-59, 61-99. ACTUAL YEAR CODED

60. NA

271      Q.51. WHAT IS YOUR MARITAL STATUS.

635	1209	1. MARRIED
82	286	2. SINGLE
42	70	3. SEPARATED OR DIVORCED
42	26	4. WIDOWED
-	9	7. OTHER
319	1072	9. NA

CONVENTION DELEGATE STUDY - PART A

VAR #

272            Q.52. HOW MANY CHILDREN DO YOU HAVE.

114	419	0.	NONE
88	130	1.	ONE
180	400	2.	TWO
206	294	3.	THREE
122	159	4.	FOUR
44	88	5.	FIVE
23	89	6.	SIX OR MORE
343	1093	9.	NA

273            Q.53. (IF YOU HAVE CHILDREN) WHAT IS THE AGE OF YOUR YOUNGEST CHILD.

(ACTUAL AGE CODED)

99. NA  
00. INAP

Q.54. TO WHICH ETHNIC OR RACIAL GROUPS DO YOU BELONG.

274            -- BLACK/NEGRO/AFRO-AMERICAN

26	192	1.	YES
781	1426	5.	NO
313	1054	9.	MAIL QUESTIONNAIRE NOT RETURNED FOR MERGED DATASET.

275            -- JEWISH  
< FOR FULL QUESTION TEXT SEE V 274 >

20	226	1.	YES
787	1392	5.	NO
313	1054	9.	MAIL QUESTIONNAIRE NOT RETURNED FOR MERGED DATASET.

CONVENTION DELEGATE STUDY - PART A

VAR #

- 276           -- ENGLISH/SCOTTISH/WELSH  
          < FOR FULL QUESTION TEXT SEE V 274 >
- |     |      |    |   |
|-----|------|----|---|
| 388 | 500  | 1. | YES   |
| 419 | 1118 | 5. | NO  |
| 313 | 1054 | 9. | MAIL QUESTIONNAIRE NOT RETURNED FOR MERGED DATASET. |
- 277           -- IRISH  
          < FOR FULL QUESTION TEXT SEE V 274 >
- |     |      |    |   |
|-----|------|----|---|
| 141 | 390  | 1. | YES   |
| 666 | 1228 | 5. | NO  |
| 313 | 1054 | 9. | MAIL QUESTIONNAIRE NOT RETURNED FOR MERGED DATASET. |
- 278           -- GERMANIC  
          < FOR FULL QUESTION TEXT SEE V 274 >
- |     |      |    |   |
|-----|------|----|---|
| 182 | 285  | 1. | YES   |
| 625 | 1333 | 5. | NO  |
| 313 | 1054 | 9. | MAIL QUESTIONNAIRE NOT RETURNED FOR MERGED DATASET. |
- 279           -- ITALIAN  
          < FOR FULL QUESTION TEXT SEE V 274 >
- |     |      |    |   |
|-----|------|----|---|
| 22  | 84   | 1. | YES   |
| 785 | 1534 | 5. | NO  |
| 313 | 1054 | 9. | MAIL QUESTIONNAIRE NOT RETURNED FOR MERGED DATASET. |
- 280           -- GREEK  
          < FOR FULL QUESTION TEXT SEE V 274 >
- |     |      |    |   |
|-----|------|----|---|
| 10  | 11   | 1. | YES   |
| 797 | 1607 | 5. | NO  |
| 313 | 1054 | 9. | MAIL QUESTIONNAIRE NOT RETURNED FOR MERGED DATASET. |

CONVENTION DELEGATE STUDY - PART A

VAR #

281

-- FRENCH

< FOR FULL QUESTION TEXT SEE V 274 >

42 102 1. YES  
765 1516 5. NO

313 1054 9. MAIL QUESTIONNAIRE NOT RETURNED FOR  
MERGED DATASET.

282

-- SCANDINAVIAN

< FOR FULL QUESTION TEXT SEE V 274 >

74 100 1. YES  
733 1518 5. NO

313 1054 9. MAIL QUESTIONNAIRE NOT RETURNED FOR  
MERGED DATASET.

283

-- OTHER WESTERN EUROPEAN

< FOR FULL QUESTION TEXT SEE V 274 >

32 69 1. YES  
775 1549 5. NO

313 1054 9. MAIL QUESTIONNAIRE NOT RETURNED FOR  
MERGED DATASET.

284

-- POLISH

< FOR FULL QUESTION TEXT SEE V 274 >

14 42 1. YES  
793 1576 5. NO

313 1054 9. MAIL QUESTIONNAIRE NOT RETURNED FOR  
MERGED DATASET.

285

-- SLAVIC

< FOR FULL QUESTION TEXT SEE V 274 >

12 24 1. YES  
795 1594 5. NO

313 1054 9. MAIL QUESTIONNAIRE NOT RETURNED FOR  
MERGED DATASET.



CONVENTION DELEGATE STUDY - PART A

VAR #

291           -- AMERICAN INDIAN  
              < FOR FULL QUESTION TEXT SEE V 274 >

12	59	1. YES
795	1559	5. NO
313	1054	9. MAIL QUESTIONNAIRE NOT RETURNED FOR MERGED DATASET.

292           -- JAPANESE  
              < FOR FULL QUESTION TEXT SEE V 274 >

-	2	1. YES
807	1616	5. NO
313	1054	9. MAIL QUESTIONNAIRE NOT RETURNED FOR MERGED DATASET.

293           -- CHINESE  
              < FOR FULL QUESTION TEXT SEE V 274 >

-	2	1. YES
807	1616	5. NO
313	1054	9. MAIL QUESTIONNAIRE NOT RETURNED FOR MERGED DATASET.

294           -- OTHER ASIAN  
              < FOR FULL QUESTION TEXT SEE V 274 >

2	-	1. YES
805	1618	5. NO
313	1054	9. MAIL QUESTIONNAIRE NOT RETURNED FOR MERGED DATASET.

295           -- NO IDENTIFICATION  
              < FOR FULL QUESTION TEXT SEE V 274 >

102	171	1. YES
705	1447	5. NO
313	1054	9. MAIL QUESTIONNAIRE NOT RETURNED FOR MERGED DATASET.

CONVENTION DELEGATE STUDY - PART A

VAR #

296 R'S ETHNICITY

(SIX RESPONSES CODED)

26	192	01.	BLACK/NEGRO/AFRO-AMERICAN
20	226	02.	JEWISH
388	500	03.	ENGLISH/SCOTTISH/WELSH
141	390	04.	IRISH
182	285	05.	GERMANIC
22	84	06.	ITALIAN
10	11	07.	GREEK
42	102	08.	FRENCH
74	98	09.	SCANDINAVIAN
32	69	10.	OTHER WESTERN EUROPEAN
14	42	11.	POLISH
12	24	12.	SLAVIC
2	44	13.	OTHER EASTERN EUROPEAN
4	5	14.	ARABIC
8	49	15.	CHICANO
-	-	16.	CUBAN
4	2	17.	PUERTO RICAN
12	59	18.	AMERICAN INDIAN
-	2	19.	JAPANESE
-	2	20.	CHINESE
2	-	21.	OTHER ASIAN
1878	6324	99.	NA
3847	7522	00.	NO IDENTIFICATION; (OR NO FURTHER RESPONSE)

297

Q.55. IN WHICH SOCIAL CLASS WOULD YOU PLACE YOURSELF.

-	7	1.	LOWER CLASS
30	254	2.	WORKING CLASS
294	701	3.	MIDDLE CLASS
393	574	4.	UPPER MIDDLE CLASS
68	49	5.	UPPER CLASS
335	1087	9.	NA

CONVENTION DELEGATE STUDY - PART A

VAR #

Q.56. HOW MANY YEARS OF EDUCATION DID:

298

-- YOU COMPLETE

4	8	1. GRADE SCHOOL OR LESS/0-8 YEARS
102	198	2. HIGH SCHOOL/9-12 YEARS
191	386	3. SOME COLLEGE/13-15 YEARS
158	245	4. COLLEGE GRADUATE
56	209	5. SOME GRADUATE SCHOOL
56	229	6. MASTER'S DEGREE
148	238	7. M.D., PH.D., LL.B., ETC.
405	1159	9. NA

299

-- YOUR SPOUSE COMPLETE (IF MARRIED)

< FOR FULL QUESTION TEXT SEE V 298 >

2	11	1. GRADE SCHOOL OR LESS/0-8 YEARS
102	272	2. HIGH SCHOOL/9-12 YEARS
181	199	3. SOME COLLEGE/13-15 YEARS
166	238	4. COLLEGE GRADUATE
40	89	5. SOME GRADUATE SCHOOL
24	137	6. MASTER'S DEGREE
64	187	7. M.D., PH.D., LL.B., ETC.
375	1148	9. NA
166	391	0. INAP, NOT MARRIED

CONVENTION DELEGATE STUDY - PART A

VAR #

300           -- -- YOUR MOTHER COMPLETE  
< FOR FULL QUESTION TEXT SEE V 298 >

162	412	1. GRADE SCHOOL OR LESS/0-8 YEARS
291	567	2. HIGH SCHOOL/9-12 YEARS
120	252	3. SOME COLLEGE/13-15 YEARS
110	157	4. COLLEGE GRADUATE
14	49	5. SOME GRADUATE SCHOOL
4	64	6. MASTER'S DEGREE
4	6	7. M.D., PH.D., LL.B., ETC.
415	1165	9. NA

301           -- -- YOUR FATHER COMPLETE  
< FOR FULL QUESTION TEXT SEE V 298 >

235	476	1. GRADE SCHOOL OR LESS/0-8 YEARS
184	462	2. HIGH SCHOOL/9-12 YEARS
100	190	3. SOME COLLEGE/13-15 YEARS
110	107	4. COLLEGE GRADUATE
8	32	5. SOME GRADUATE SCHOOL
22	82	6. MASTER'S DEGREE
56	157	7. M.D., PH.D., LL.B., ETC.
405	1166	9. NA

302           Q.57. ARE YOU RETIRED.

42	60	1. YES
723	1489	5. NO
355	1123	9. NA

CONVENTION DELEGATE STUDY - PART A

VAR #

303

Q.58. WHAT IS (WAS) YOUR OCCUPATION.

-----

289	742	10.	PROFESSIONAL, TECHNICAL
118	145	20.	MANAGERS, OFFICIALS AND PROPRIETORS - SALARIED
132	93	25.	MANAGERS, OFFICIALS AND PROPRIETORS-SELF-EMPLOYED
38	65	30.	CLERICAL AND KINDRED WORKERS
12	14	35.	SALES WORKERS
-	40	40.	CRAFTSMEN, FOREMEN, AND KINDRED WORKERS
-	6	50.	OPERATIVES AND KINDRED WORKERS
-	3	63.	MEMBER OF ARMED FORCES
2	14	65.	PRIVATE HOUSEHOLD WORKERS
-	27	66.	SERVICE WORKERS, EXCEPT PRIVATE HOUSEHOLD
-	12	72.	LABORERS, EXCEPT FARM
-	-	81.	FARMERS AND FARM MANAGERS
-	7	85.	FARM LABORERS AND FOREMEN
124	187	90.	HOUSEWIFE
44	155	91.	STUDENT
-	-	95.	PERMANENTLY DISABLED
2	16	97.	UNEMPLOYED
-	-	98.	OCCUPATION NOT KNOWN
359	1146	99.	NA

304

-- WHAT IS (WAS) YOUR SPOUSE'S OCCUPATION. (IF MARRIED)

-----

182	454	10.	PROFESSIONAL, TECHNICAL
42	72	20.	MANAGERS, OFFICIALS AND PROPRIETORS-SALARIED
54	84	25.	MANAGERS, OFFICIALS AND PROPRIETORS-SELF-EMPLOYED
22	90	30.	CLERICAL AND KINDRED WORKERS
14	12	35.	SALES WORKERS
12	40	40.	CRAFTSMEN, FOREMEN, AND KINDRED WORKERS
4	6	50.	OPERATIVES AND KINDRED WORKERS
-	5	63.	MEMBER OF ARMED FORCES
-	17	65.	PRIVATE HOUSEHOLD WORKERS

CONVENTION DELEGATE STUDY - PART A

VAR #

304 (Con't.)	-	22	66. SERVICE WORKERS, EXCEPT PRIVATE HOUSEHOLD
	16	6	72. LABORERS, EXCEPT FARM
	-	-	81. FARMERS AND FARM MANAGERS
	4	4	85. FARM LABORERS AND FOREMEN
	247	323	90. HOUSEWIFE
	-	20	91. STUDENT
	-	4	95. PERMANENTLY DISABLED
	8	-	97. UNEMPLOYED
	-	3	98. OCCUPATION NOT KNOWN
	349	1119	99. NA
	166	391	00. INAP, NOT MARRIED

305

--- WHAT IS (WAS) YOUR MOTHER'S OCCUPATION.

-----

48	192	10. PROFESSIONAL, TECHNICAL
12	50	20. MANAGERS, OFFICIALS AND PROPRIETORS-SALARIED
22	39	25. MANAGERS, OFFICIALS AND PROPRIETORS-SELF-EMPLOYED
58	114	30. CLERICAL AND KINDRED WORKERS
4	37	35. SALES WORKERS
2	13	40. CRAFTSMEN, FOREMEN, AND KINDRED WORKERS
2	20	50. OPERATIVES AND KINDRED WORKERS
10	39	63. MEMBER OF ARMED FORCES
18	41	65. PRIVATE HOUSEHOLD WORKERS
6	10	66. SERVICE WORKERS EXCEPT PRIVATE HOUSEHOLD
-	27	72. LABORERS, EXCEPT FARM
-	-	81. FARMERS AND FARM MANAGERS
-	-	85. FARM LABORERS AND FOREMEN
497	849	90. HOUSEWIFE
2	11	91. STUDENT
10	4	95. PERMANENTLY DISABLED
10	27	97. UNEMPLOYED
-	-	98. OCCUPATION NOT KNOWN
419	1199	99. NA

CONVENTION DELEGATE STUDY - PART A

VAR #

306

--- WHAT IS (WAS) YOUR FATHER'S OCCUPATION.  
-----

144	322	10.	PROFESSIONAL, TECHNICAL
128	197	20.	MANAGERS, OFFICIALS AND PROPRIETORS-SALARIED
178	207	25.	MANAGERS, OFFICIALS AND PROPRIETORS-SELF-EMPLOYED
16	29	30.	CLERICAL AND KINDRED WORKERS
22	45	35.	SALES WORKERS
62	209	40.	CRAFTSMEN, FOREMEN, AND KINDRED WORKERS
13	26	50.	OPERATIVES AND KINDRED WORKERS
-	6	63.	MEMBER OF ARMED FORCES
20	25	65.	PRIVATE HOUSEHOLD WORKERS
30	146	66.	SERVICE WORKERS, EXCEPT PRIVATE HOUSEHOLD
64	159	72.	LABORERS, EXCEPT FARM
4	8	81.	FARMERS AND FARM MANAGERS
2	14	85.	FARM LABORERS AND FOREMEN
-	-	90.	HOUSEWIFE
-	-	91.	STUDENT
4	19	95.	PERMANENTLY DISABLED
16	-	97.	UNEMPLOYED
-	23	98.	OCCUPATION NOT KNOWN
417	1237	99.	NA

307

Q.59. WHAT IS YOUR RELIGIOUS PREFERENCE.  
-----

24	273	00.	NONE
102	91	10.	PRESBYTERIAN
42	48	11.	LUTHERAN
36	24	12.	CONGREGATIONAL
10	10	15.	UNITED CHURCH OF CHRIST
134	70	16.	EPISCOPALIAN
132	181	20.	METHODIST
96	137	23.	BAPTIST
-	-	31.	CHURCH OF GOD

CONVENTION DELEGATE STUDY - PART A

VAR #

307	-	8	35.	PENTECOSTAL OR ASSEMBLY OF GOD
(Con't.)	2	13	36.	CHURCH OF CHRIST
	18	15	52.	LATTER DAY SAINTS, MORMON
	34	79	59.	OTHER PROTESTANTS
	123	348	60.	CATHOLIC
	16	174	70.	JEWISH
	10	-	80.	EASTERN ORTHODOX
	2	11	82.	NON-CHRISTIAN
	6	71	88.	AGNOSTIC, ATHEIST
	10	49	90.	OTHER RELIGIONS
	323	1070	99.	NA

308

Q.60. (IF SOME RELIGIOUS PREFERENCE) HOW OFTEN WOULD YOU  
SAY YOU ATTEND RELIGIOUS SERVICES.

---

327	465	1.	ALMOST EVERY WEEK
132	146	2.	ONCE OR TWICE A MONTH
222	428	3.	A FEW TIMES A YEAR
82	252	4.	ALMOST NEVER
333	1108	9.	NA
24	273	0.	INAP, NO RELIGIOUS PREFERENCE

309

Q.61. WHERE WERE YOU BORN.

---

72	110	10.	NEW ENGLAND (CONN., MASS., N.H., R.I., VT., ME.)
138	329	20.	MIDDLE ATLANTIC (N.Y., N.J., DEL., PENN.)
276	525	30.	NORTH CENTRAL (ILL., IND., MICH., OHIO, IA., KAN., MO., WISC., MINN., NEB., N.D., S.D.)

CONVENTION DELEGATE STUDY - PART A

VAR #

309 (Con't.)	115	193	40.	SOUTH (ALA., ARK., FLA., GA., LA., N.C., S.C., VA., MISS.)
	64	122	50.	BORDER STATES (KY., MD., TENN., W.VA., D.C.)
	54	104	60.	SOUTHWEST (TEX., OKLA., N.M., ARIZ.)
	48	67	70.	MOUNTAIN STATES (COLO., ID., NEV., MONT., UT., WYO.)
	34	92	80.	PACIFIC COAST STATES (CAL., OREG., WASH.)
	-	5	90.	EXTERNAL STATES AND TERRITORIES
	2	55	95.	FOREIGN COUNTRY
	317	1070	99.	NA

310

Q.62. WHERE DID YOU GROW UP.

120	263	1.	RURAL AREA
304	444	2.	TOWN (500 - 24,999)
185	386	3.	SMALL CITY (25,000 - 300,000)
132	398	4.	LARGE CITY
42	110	5.	SUBURB
337	1071	9.	NA

311

Q.63. HOW MANY YEARS HAVE YOU LIVED IN YOUR PRESENT COMMUNITY.

(ACTUAL NUMBER OF YEARS CODED)

99. NA

CONVENTION DELEGATE STUDY - PART A

VAR #  
312

Q.64. WHAT WAS THE APPROXIMATE ANNUAL INCOME OF YOUR PRE-  
SENT FAMILY LAST YEAR - BEFORE TAXES.

---

4	42	1.	UNDER \$4,999
22	188	2.	\$5,000 - \$9,999
96	344	3.	\$10,000 - \$14,999
84	311	4.	\$15,000 - \$19,999
168	223	5.	\$20,000 - \$24,999
58	148	6.	\$25,000 - \$29,999
172	167	7.	\$30,000 - \$49,999
165	144	8.	\$50,000 AND OVER
351	1105	9.	NA

Q.65. ARE YOU A MEMBER OF ANY OF THE FOLLOWING ORGANIZA-  
TIONS. IF A MEMBER, INDICATE WHETHER ACTIVE OR NOT ACT-  
IVE.

---

313

-- CHURCH, SYNAGOGUE OR OTHER RELIGIOUS GROUPS

376	486	1.	ACTIVE MEMBER
174	325	3.	NOT ACTIVE MEMBER
2	91	5.	NOT MEMBER
568	1770	9.	NA

314

-- SERVICE CLUBS (ROTARY, LIONS, VETERANS)  
< FOR FULL QUESTION TEXT SEE V 313 >

---

178	202	1.	ACTIVE MEMBER
82	134	3.	NOT ACTIVE MEMBER
8	128	5.	NOT MEMBER
852	2208	9.	NA

CONVENTION DELEGATE STUDY - PART A

VAR #

315           -- -- NON PARTISAN CIVIC GROUPS (ENVIRONMENTAL GROUPS, BETTER  
GOVERNMENT ORGANIZATIONS)  
< FOR FULL QUESTION TEXT SEE V 313 >  
-----

216	592	1. ACTIVE MEMBER
80	196	3. NOT ACTIVE MEMBER
14	84	5. NOT MEMBER
810	1800	9. NA

316           -- -- SCHOOL AND SCHOOL-RELATED GROUPS (PTA, SAFETY COMMIT-  
TEES, FUND-RAISING PROJECTS, ETC.)  
< FOR FULL QUESTION TEXT SEE V 313 >  
-----

190	312	1. ACTIVE MEMBER
86	199	3. NOT ACTIVE MEMBER
16	108	5. NOT MEMBER
828	2053	9. NA

317           -- -- PROFESSIONAL OR OCCUPATIONALLY-RELATED GROUPS  
< FOR FULL QUESTION TEXT SEE V 313 >  
-----

312	490	1. ACTIVE MEMBER
52	142	3. NOT ACTIVE MEMBER
8	103	5. NOT MEMBER
748	1937	9. NA

318           -- -- LABOR UNIONS  
< FOR FULL QUESTION TEXT SEE V 313 >  
-----

10	206	1. ACTIVE MEMBER
34	100	3. NOT ACTIVE MEMBER
20	146	5. NOT MEMBER
1056	2220	9. NA

CONVENTION DELEGATE STUDY - PART A

VAR #

319           -- PARTISAN POLITICAL GROUPS  
              < FOR FULL QUESTION TEXT SEE V 313 >

546	955	1. ACTIVE MEMBER
6	65	3. NOT ACTIVE MEMBER
6	64	5. NOT MEMBER

562	1588	9. NA
-----	------	-------

320           -- FEMINIST GROUPS, NEW WOMEN'S GROUPS (NOW, WEAL, WOMEN'S LIBERATION GROUPS)  
              < FOR FULL QUESTION TEXT SEE V 313 >

10	150	1. ACTIVE MEMBER
48	91	3. NOT ACTIVE MEMBER
24	150	5. NOT MEMBER

1038	2281	9. NA
------	------	-------

321           -- THE LEAGUE OF WOMEN VOTERS  
              < FOR FULL QUESTION TEXT SEE V 313 >

46	122	1. ACTIVE MEMBER
44	65	3. NOT ACTIVE MEMBER
24	176	5. NOT MEMBER

1006	2309	9. NA
------	------	-------

322           -- SOCIAL CLUBS  
              < FOR FULL QUESTION TEXT SEE V 313 >

310	281	1. ACTIVE MEMBER
94	141	3. NOT ACTIVE MEMBER
10	128	5. NOT MEMBER

706	2122	9. NA
-----	------	-------

CONVENTION DELEGATE STUDY - PART A

VAR #

323

Q.66. HOW WOULD YOU COMPARE YOUR POLITICAL ACTIVITY WITH YOUR INVOLVEMENT IN OTHER GROUPS. WOULD YOU SAY YOUR POLITICAL PARTY WORK IS:

-----

543	930	1. MORE IMPORTANT
228	530	3. ABOUT AS IMPORTANT
28	110	5. LESS IMPORTANT
321	1102	9. NA

324

Q.67. HOW WOULD YOU DESCRIBE YOUR POLITICAL VIEWS.

-----

-	131	1. RADICAL
8	667	2. VERY LIBERAL
90	483	3. SOMEWHAT LIBERAL
276	197	4. MODERATE
331	88	5. SOMEWHAT CONSERVATIVE
96	23	6. VERY CONSERVATIVE
-	5	7. REACTIONARY
319	1078	9. NA

CONVENTION DELEGATE STUDY - PART A

IN THE OSIRIS DATASET MULTIPLE RESPONSE VARIABLES HAVE BEEN INCLUDED TWICE SO THAT THE DICTIONARY CAN ACCESS THEM AS MULTIPLE RESPONSES OR ACCESS EACH RESPONSE INDIVIDUALLY. DECK AND COLUMN USERS SHOULD REFER TO THE EARLIER CODEBOOK REFERENCE FOR THE VARIABLE.

THESE VARIABLES ARE NOT INCLUDED FOR DECK AND COLUMN USERS.

VAR #	<u>DATA REPEATED FROM</u>				
325	VARIABLE	18	QUESTION	2	RESPONSE 1
326	VARIABLE	18	QUESTION	2	RESPONSE 2
327	VARIABLE	18	QUESTION	2	RESPONSE 3
328	VARIABLE	18	QUESTION	2	RESPONSE 4
329	VARIABLE	18	QUESTION	2	RESPONSE 5
330	VARIABLE	18	QUESTION	2	RESPONSE 6
331	VARIABLE	18	QUESTION	2	RESPONSE 7
332	VARIABLE	23	QUESTION	7	RESPONSE 1
333	VARIABLE	23	QUESTION	7	RESPONSE 2
334	VARIABLE	23	QUESTION	7	RESPONSE 3
335	VARIABLE	23	QUESTION	7	RESPONSE 4
336	VARIABLE	23	QUESTION	7	RESPONSE 5
337	VARIABLE	23	QUESTION	7	RESPONSE 6

CONVENTION DELEGATE STUDY - PART A

<u>VAR #</u>			<u>DATA REPEATED FROM</u>		
338	VARIABLE	23	QUESTION	7	RESPONSE 7
339	VARIABLE	23	QUESTION	7	RESPONSE 8
340	VARIABLE	296	QUESTION	54	RESPONSE 1
341	VARIABLE	296	QUESTION	54	RESPONSE 2
342	VARIABLE	296	QUESTION	54	RESPONSE 3
343	VARIABLE	296	QUESTION	54	RESPONSE 4
344	VARIABLE	296	QUESTION	54	RESPONSE 5
345	VARIABLE	296	QUESTION	54	RESPONSE 6

CONVENTION DELEGATE STUDY - PART A

[NOTE: THE ORIGINAL FORMAT OF V179 ALLOWED ONLY ONE CHOICE. BECAUSE OF THE HIGH NUMBER OF RESPONSES GIVING A PUBLIC OFFICE AND A PARTY POSITION, TWO VARIABLES WERE CREATED TO PRESERVE INFORMATION.]

VAR #

<u>346</u>	<u>PUBLIC OFFICE [FOR FULL QUESTION TEXT SEE V179.]</u>	
2	32	11. PRESIDENT
4	-	12. VICE PRESIDENT
58	78	13. U.S. SENATOR
60	135	14. CONGRESSMAN
8	16	15. CABINET MEMBER
13	12	16. AMBASSADOR
14	28	17. FEDERAL JUDGE
-	-	18. FEDERAL PROSECUTOR
22	17	19. OTHER NATIONAL OFFICE
26	21	21. GOVERNOR
10	-	22. LT. GOVERNOR
48	133	23. STATE SENATOR
38	160	24. STATE REPRESENTATIVE
12	13	25. STATE JUDGE
12	31	26. STATE ADMINISTRATIVE POST
20	21	27. OTHER STATE OFFICE
10	16	31. MAYOR
6	67	32. COUNCIL MEMBER
46	118	33. OTHER LOCAL OFFICE
589	1366	91. INAP., CHECKED ONLY PARTY OFFICE
32	106	99. NA
90	302	00. NO INTEREST

347

	<u>PARTY OFFICE [FOR FULL QUESTION TEXT SEE V179.]</u>	
10	10	11. NATIONAL PARTY CHAIRMAN
12	18	12. PRESIDENTIAL CAMPAIGN MANAGER
118	141	13. NATIONAL COMMITTEE MAN/WOMAN
18	32	14. OTHER NATIONAL ROLE
64	65	21. STATE PARTY CHAIRMAN
91	117	22. STATE CENTRAL COMMITTEE
16	46	23. STATE CAMPAIGN DIRECTOR
34	50	24. OTHER STATE POSITION
28	25	31. DISTRICT CHAIRMAN
10	8	32. DISTRICT CAMPAIGN MANAGER
66	73	41. COUNTY CHAIRMAN
16	36	42. COUNTY BOARD
8	8	43. COUNTY CAMPAIGN DIRECTOR
10	28	44. OTHER COUNTY POSITION
4	21	51. CITY CHAIRMAN
44	145	52. OTHER LOCAL ORGANIZATION POSITION
471	1466	91. INAP., CHECKED ONLY PUBLIC OFFICE
36	108	99. NA
64	275	00. NO INTEREST

CONVENTION DELEGATE STUDY - PART A

VAR #

348 Q.28. FOR THE FOLLOWING PARTY POSITIONS, MARK THOSE WHICH YOU HAVE HELD AND THOSE WHICH YOU PRESENTLY HOLD.

-----  
[SUMMARY VARIABLE RECODED FROM V124 THROUGH V139]

591	835	1. HOLDS POSITION NOW
144	329	3. HAS HELD POSITION
72	450	5. HAS NEVER HELD POSITION
313	1058	9. MAIL QUESTIONNAIRE NOT RETURNED FOR MERGED DATASET

349 Q.29. FOR THE FOLLOWING PUBLIC POSITIONS, MARK THOSE WHICH YOU HAVE HELD AND THOSE WHICH YOU PRESENTLY HOLD.

-----  
[SUMMARY VARIABLE RECODED FROM V140 THROUGH V157]

152	265	1. HOLDS POSITION NOW
166	198	3. HAS HELD POSITION
489	1151	5. HAS NEVER HELD POSITION
313	1058	9. MAIL QUESTIONNAIRE NOT RETURNED FOR MERGED DATASET

350 MASTER FILTER

-----  
- - 1. RESPONDENT HAS MAIL QUESTIONNAIRE (PART A) DATA  
807 1614 2. RESPONDENT HAS MAIL QUESTIONNAIRE AND INTERVIEW (PARTS A & B) DATA  
313 1058 3. RESPONDENT HAS INTERVIEW (PART B) DATA

351 WEIGHT VARIABLE FOR RESPONDENTS WITH INTERVIEW DATA

-----  
SEE SAMPLING INFORMATION AND WEIGHTING INFORMATION IN THE INTRODUCTION FOR AN EXPLANATION OF THE WEIGHTING PROCEDURES

NOTE: RESPONDENTS WITH MAIL QUESTIONNAIRE DATA ONLY HAVE A WEIGHT OF "0"

CODEBOOK - PART B



CONVENTION DELEGATE STUDY - PART B

REMINDER TO USERS

1. WEIGHT VARIABLE (V351) MUST BE USED WHEN ANALYZING ANY VARIABLES IN THIS PART OF THE CODEBOOK.
2. REFERENCES TO "CARD" IN THIS SECTION REFER TO "SHOW CARD."
3. RESPONDENTS WITH WHOM A PERSONAL INTERVIEW WAS NOT CONDUCTED WERE CODED WITH 9's (UNLESS OTHERWISE NOTED IN THE CODE DEFINITION FOR THE VARIABLE) THROUGHOUT PART B.

CONVENTION DELEGATE STUDY - PART B

VAR #

352      SIZE OF CITY CODE

(SEE APPENDIX C)

99. NA

353      ADULT COMPOSITION OF PRIMARY  
FAMILY UNIT SRC ADULT DEFINITION:  
(18 OR OLDER, OR UNDER 18 AND MARRIED)

<u>Rep</u>	<u>Dem</u>	
78	164	0. ONE MALE ADULT
56	183	1. ONE FEMALE ADULT
615	1482	2. ONE MARRIED COUPLE
225	408	3. ONE MARRIED COUPLE PLUS ONE OTHER RELATIVE
98	308	4. ONE MARRIED COUPLE PLUS TWO OR MORE OTHER RELATIVES
8	16	5. AN UNMARRIED MALE HEAD PLUS ONE OTHER RELATIVE
14	13	6. AN UNMARRIED MALE HEAD PLUS TWO OR MORE OTHER RELATIVES
8	47	7. AN UNMARRIED FEMALE HEAD PLUS ONE OTHER RELATIVE
18	48	8. AN UNMARRIED FEMALE HEAD PLUS TWO OR MORE OTHER RELATIVES
-	3	9. NA

354      DATE OF INTERVIEW

FIRST TWO DIGITS = MONTH  
SECOND TWO DIGITS = DAY

9999. NA

355      LENGTH OF INTERVIEW

ACTUAL # OF MINUTES CODED (001-997)

999. NA

CONVENTION DELEGATE STUDY - PART B

VAR #

356 1. I'M MAINLY INTERESTED IN TALKING TO YOU ABOUT YOUR EXPERIENCE AS A DELEGATE TO YOUR PARTY'S NATIONAL CONVENTION. I'D LIKE TO BEGIN BY ASKING YOU ABOUT THE PROCESS BY WHICH YOU WERE SELECTED AS A DELEGATE. HAD YOU EVER ATTENDED A NATIONAL CONVENTION AS A DELEGATE OR AS AN ALTERNATE BEFORE 1972.

---

381	459	1.	YES
739	2206	5.	NO
-	7	9.	NA

357 1A. WHICH YEARS DID YOU ATTEND.

---

1968 CONVENTION

307	363	1.	ATTENDED
74	96	5.	DID NOT ATTEND; NA WHETHER ATTENDED
739	2213	0.	INAP, CODED 5 OR 9 IN V356; NO INTERVIEW

358 1964 CONVENTION

116	199	1.	ATTENDED
265	260	5.	DID NOT ATTEND; NA WHETHER ATTENDED
739	2213	0.	INAP, CODED 5 OR 9 IN V356; NO INTERVIEW

359 1960 CONVENTION

70	101	1.	ATTENDED
311	358	5.	DID NOT ATTEND; NA WHETHER ATTENDED
739	2213	0.	INAP, CODED 5 OR 9 IN V356; NO INTERVIEW

CONVENTION DELEGATE STUDY - PART B

VAR #

360

1956 CONVENTION

38	66	1.	ATTENDED
343	393	5.	DID NOT ATTEND; NA WHETHER ATTENDED
739	2213	0.	INAP, CODED 5 OR 9 IN V356; NO INTERVIEW

361

1952 CONVENTION

28	29	1.	ATTENDED
353	430	5.	DID NOT ATTEND; NA WHETHER ATTENDED
739	2213	0.	INAP, CODED 5 OR 9 IN V356; NO INTERVIEW

362

1948 CONVENTION

22	18	1.	ATTENDED
359	441	5.	DID NOT ATTEND; NA WHETHER ATTENDED
739	2213	0.	INAP, CODED 5 OR 9 IN V356; NO INTERVIEW

363

1944 CONVENTION

14	9	1.	ATTENDED
367	450	5.	DID NOT ATTEND; NA WHETHER ATTENDED
739	2213	0.	INAP, CODED 5 OR 9 IN V356; NO INTERVIEW

364

1940 CONVENTION

2	3	1.	ATTENDED
379	456	5.	DID NOT ATTEND; NA WHETHER ATTENDED
739	2213	0.	INAP, CODED 5 OR 9 IN V356; NO INTERVIEW

CONVENTION DELEGATE STUDY - PART B

VAR #

365      1936 CONVENTION

4	6	1. ATTENDED
377	453	5. DID NOT ATTEND; NA WHETHER ATTENDED
739	2213	0. INAP, CODED 5 OR 9 IN V356; NO INTERVIEW

366      SUMMARY Q. 1-1A: NUMBER OF CONVENTIONS ATTENDED

739	2205	1. ONE CONVENTION
255	265	2. TWO CONVENTIONS
62	105	3. THREE CONVENTIONS
24	52	4. FOUR CONVENTIONS
30	33	5. FIVE OR MORE CONVENTIONS
10	12	9. NA

CONVENTION DELEGATE STUDY - PART B

VAR #

367 2. WHAT WERE THE MAIN REASONS WHY YOU DECIDED TO SEEK  
A DELEGATE POSITION THIS YEAR.

---

NOTE: WHEN A GENERAL AREA IS MENTIONED AND A SPECIFIC  
FOLLOWS IN THAT AREA, PRIORITY CODE FOR THE SPECIFIC  
MENTION, I.E., DROP ALL GENERAL REFERENCES WHEN THERE  
IS A SPECIFIC REFERENCE FOLLOWING IT IN SAME AREA,  
UNLESS THERE IS ROOM.

THREE RESPONSES CODED

61	160	01.	PERSUADED/URGED BY OTHERS (GENERAL) OR NA WHO
120	107	02.	PERSUADED/URGED BY PARTY LEADERS
6	130	03.	PERSUADED/URGED BY CANDIDATE GROUPS
4	65	04.	PERSUADED/URGED BY INTEREST GROUPS; LABOR, WOMEN, CHICANOS, BLACKS, ETC.
30	71	05.	PERSUADED/URGED BY FRIENDS
22	30	06.	PERSUADED/URGED BY FAMILY
2	28	09.	PERSUADED/URGED BY OTHER SPECIFIC PERSONS
120	257	10.	ACTIVE IN POLITICS (GENERAL)
145	128	11.	PROFESSIONAL - PARTY LEADER - PART OF JOB
48	41	12.	SPECIFIC REWARD FOR WORK IN PARTY
226	356	13.	HAVE BEEN ACTIVE OR A DELEGATE BEFORE; "PARTY WORKER"
10	18	19.	OTHER SPECIFIC REFERENCE TO PARTY ACTIVITY
19	300	20.	MENTION OF REFORM MOVEMENT (GENERAL); "NEW OPPORTUNITIES"
34	134	21.	WOMAN, BLACK, YOUTH, ETC. NEEDED BECAUSE OF REFORM
-	34	29.	OTHER SPECIFIC REFERENCE TO REFORM MOVEMENT
76	223	30.	INTERESTED IN OR REPRESENT SPECIFIC INTEREST GROUP (NO REFORM CONTEXT), ANY; "I THOUGHT MORE WOMEN SHOULD BE REPRESENTED"
174	1107	35.	INTERESTED IN OR REPRESENT SPECIFIC CANDIDATES; "I BELIEVED IN MCGOVERN AND WANTED HIM TO WIN THE NOMINATION"; "NIXON'S MY MAN"
4	88	38.	ANTI-CANDIDATE REFERENCE: "WANTED TO SEE NIXON LOSE"

(CON'T.)

CONVENTION DELEGATE STUDY - PART B

VAR #

2. (CON'T.)

---

367	20	86	40.	INTEREST IN ISSUES (GENERAL) NOT CODEABLE BELOW; "NEW POLITICS"
(CON'T.)	-	20	41.	"LIBERAL" MENTIONED; "ADVANCE LIBERAL IDEAS"
	-	123	42.	WAR ISSUE
	22	101	49.	OTHER SPECIFIC ISSUES
	40	73	50.	CIVIC DUTY - COMMUNITY WORK (GENERAL)
	160	374	51.	CHANCE TO MAKE/INFLUENCE DECISIONS
	2	20	52.	GIVE VOTERS A CHOICE
	26	43	59.	OTHER REFERENCE TO SERVICE TO COMMUNITY OR VOTERS; "MY CHANCE TO DO SOMETHING"
	-	15	60.	PROFESSIONAL ADVANCEMENT; "AN OPPORTUNITY TO MAKE PROFESSIONAL CONTACTS"
	44	23	61.	POLITICAL ADVANCEMENT; "WANT A CAREER IN POLITICS"
	76	142	62.	EDUCATIONAL EXPERIENCE
	46	53	63.	ENJOY PARTICIPATING
	18	61	64.	SELF-FULFILLMENT
	48	72	65.	PERSONAL ATTRIBUTES; EG. WELL-KNOWN, WELL-LIKED, EXPERIENCED, ARTICULATE
	14	23	69.	OTHER REFERENCE TO BENEFITING RESPONDENT
	156	394	70.	INTEREST IN POLITICS (GENERAL); INTEREST IN THE POLITICAL SYSTEM
	320	444	71.	INTEREST IN BEING A DELEGATE; JUST WANTED TO ATTEND CONVENTION; "CURIOSITY"
	34	80	72.	OPPORTUNITY PRESENTED ITSELF
	4	22	97.	OTHER
	18	16	99.	NA
	1211	2554	00.	NONE; NO FURTHER RESPONSE

CONVENTION DELEGATE STUDY - PART B

VAR #

368 2. WHAT WERE THE MAIN REASONS WHY YOU DECIDED TO SEEK  
A DELEGATE POSITION THIS YEAR.

-----

THREE RESPONSES CODED AGAIN FOR Q.2 USING  
REASONS FOR PARTICIPATION CODE

42	29	01.	I WANT TO HAVE A PERSONAL CAREER IN POLITICS
262	484	02.	POLITICS IS A PART OF MY WAY OF LIFE
2	18	11.	PARTY WORK GIVES ONE VISIBILITY AND RECOGNITION
-	3	12.	PARTY WORK HELPS ME MAKE BUSINESS OR PROFESSIONAL CONTACTS
38	69	21.	I AM STRONGLY ATTACHED TO THE PARTY AND WANT TO GIVE IT MY SUPPORT
22	131	31.	I WANT TO GET THE PARTY AND ITS CANDIDATES TO SUPPORT THE POLICIES I BELIEVE IN
138	1027	32.	I WANT TO SEE PARTICULAR CANDIDATES ELECTED
16	34	41.	PARTY WORK GIVES ME A SENSE OF FULFILLING CIVIC RESPONSIBILITY
28	27	51.	I LIKE THE FUN AND EXCITEMENT OF CONVENTIONS AND CAMPAIGNS
-	14	52.	I LIKE THE FEELING OF BEING CLOSE TO PEOPLE WHO ARE DOING IMPORTANT WORK
12	9	61.	PERSONAL FRIENDS OR MEMBERS OF MY FAMILY ARE ACTIVE IN THE PARTY (AS WORKERS, CANDIDATES, OR OFFICE HOLDERS)
10	2	62.	I ENJOY THE FRIENDSHIPS AND SOCIAL CONTACTS I HAVE WITH OTHER PEOPLE IN POLITICS
638	1149	99.	NA
2152	5020	00.	NO FURTHER RESPONSE

CONVENTION DELEGATE STUDY - PART B

VAR #

369 3. AFTER DECIDING TO RUN WHAT COURSE OF ACTION DID YOU FOLLOW IN ORDER TO ENSURE YOUR SELECTION AS A DELEGATE.

-----

THREE RESPONSES CODED

47	184	10.	DID NOTHING: RECRUITED BY OTHERS (GENERAL)
-	97	11.	DID NOTHING: RECRUITED BY CANDIDATE GROUPS
4	39	12.	DID NOTHING: RECRUITED BY INTEREST GROUPS (WOMEN, BLACKS, YOUTH)
129	72	13.	DID NOTHING: (REWARDED FOR) POSITION ALREADY HELD IN PARTY (I.E. CHAIRMAN OF DISTRICT PARTY ORGANIZATION)
24	21	14.	DID NOTHING: RECOMMENDED FOR POSITION
22	117	15.	DID NOTHING: ATTENDED MEETING AND WAS NOMINATED
166	118	16.	DID NOTHING: RECRUITED BY PARTY LEADERS, GROUPS, MEMBERS
120	365	20.	PETITION - CANVASSING - WENT DOOR-TO-DOOR
26	130	21.	ADVERTISED (IN NEWSPAPER)
60	304	30.	SPOKE AT MEETINGS, RALLIES
76	523	31.	ATTENDED ORGANIZATION MEETINGS
136	432	32.	ORGANIZED SUPPORT FOR MY CANDIDACY - SPECIFIC ACTION PRECIPITATED BY R
10	71	33.	SLATE CAMPAIGNED
150	420	40.	CONTACTED PEOPLE (GENERAL) NA 20 OR 30
22	313	41.	CONTACTED CANDIDATES (CANDIDATE REPRESENTATIVES); WORKED FOR CANDIDATES
212	403	42.	CONTACTED SLATE MAKERS; PUT NAME ON BALLOT; "I RAN"
128	226	43.	CONTACTED OTHER DELEGATES
238	303	44.	CONTACTED PARTY (LEADERS) PEOPLE
10	108	45.	CONTACTED (LEADERS OF) INTEREST GROUPS (LABOR, WOMEN, BLACKS AND YOUTH)
24	70	49.	CONTACTED OTHER LEADERS OR GROUPS; WORKED FOR OTHER GROUPS
2	21	97.	OTHER
18	62	99.	NA
1736	3617	00.	NOTHING; NO FURTHER RESPONSE

CONVENTION DELEGATE STUDY - PART B

VAR #

370 4. (CARD 1) HOW WERE YOU FINALLY CHOSEN AS A DELEGATE TO THIS YEAR'S NATIONAL CONVENTION. WERE YOU CHOSEN IN A PARTY PRIMARY, AT A STATE CONVENTION, BY A STATE OR LOCAL COMMITTEE, OR BY SOME COMBINATION OF THESE SYSTEMS OR WHAT.

---

326	967	1.	IN A PARTY PRIMARY
456	806	2.	AT A STATE CONVENTION
145	405	3.	BY A STATE OR LOCAL COMMITTEE
22	118	4.	BY COMBINATION OF SYSTEMS
110	241	5.	OTHER ELECTIVE PROCESS
29	74	6.	OTHER SELECTIVE PROCESS
4	-	8.	DK
8	19	9.	NA
20	42	0.	INAP, R WAS AN ALTERNATE

371 5. WHEN YOU WENT TO THE CONVENTION WERE YOU BOUND BY A STATE LAW OR INSTRUCTED BY PARTY CONVENTION TO VOTE FOR A PARTICULAR PRESIDENTIAL CANDIDATE OR WERE YOU CHOSEN AS AN UNCOMMITTED DELEGATE.

---

384	1540	1.	BOUND OR INSTRUCTED
708	1103	3.	UNCOMMITTED
22	6	8.	DK
6	23	9.	NA

CONVENTION DELEGATE STUDY - PART B

VAR #

372            5A.    TO WHICH CANDIDATE WERE YOU BOUND.

---

-	891	01.	MCGOVERN
-	15	02.	CHISHOLM
-	234	03.	HUMPHREY
-	2	04.	KENNEDY
-	19	05.	MILLS
-	230	06.	WALLACE
-	10	07.	JACKSON
-	84	08.	MUSKIE
-	31	09.	OTHER DEMOCRAT
-	-	10.	ASHBROOK
382	-	11.	NIXON
-	-	12.	MCCLOSKEY
-	-	13.	OTHER REPUBLICAN
2	24	99.	NA
736	1132	00.	INAP, CODED 3, 8, 9 IN V371

373            6.    WHICH OF YOUR PARTY'S CANDIDATES FOR PRESIDENT DID  
YOU PERSONALLY PREFER.

---

-	1349	01.	MCGOVERN
-	85	02.	CHISHOLM
-	441	03.	HUMPHREY
-	63	04.	KENNEDY
-	19	05.	MILLS
-	154	06.	WALLACE
-	139	07.	JACKSON
-	290	08.	MUSKIE
-	81	09.	OTHER DEMOCRAT
-	-	10.	ASHBROOK
1094	-	11.	NIXON
2	-	12.	MCCLOSKEY
16	-	13.	OTHER REPUBLICAN
-	8	98.	DK
8	43	99.	NA

CONVENTION DELEGATE STUDY - PART B

VAR #

374 7. HOW OFTEN DID YOU MEET WITH THE ENTIRE STATE DELEGATION: ALL OF THE TIME, MOST OF THE TIME, SOME OF THE TIME, SELDOM OR NEVER.

---

720	1826	1.	ALL OF THE TIME
234	472	2.	MOST OF THE TIME
98	204	3.	SOME OF THE TIME
56	137	4.	SELDOM
8	22	5.	NEVER

4	11	9.	NA
---	----	----	----

375 7A. COMPARED TO OTHERS IN YOUR STATE DELEGATION WERE YOU MORE ACTIVE, AS ACTIVE OR LESS ACTIVE IN STATE DELEGATION CAUCUSES.

---

455	894	1.	MORE ACTIVE
537	1284	3.	AS ACTIVE
50	293	5.	LESS ACTIVE
-	17	8.	DK
10	14	9.	NA
68	170	0.	INAP, CODED 4, 5, 8, OR 9 IN V374

376 8. WAS THERE A SERIOUS CONTEST FOR THE OFFICE OF STATE DELEGATION CHAIRMAN.

---

74	901	1.	YES
1028	1732	5.	NO
18	36	8.	DK
-	3	9.	NA

CONVENTION DELEGATE STUDY - PART B

VAR #

377

8A. COMPARED TO OTHERS IN YOUR STATE DELEGATION WERE YOU  
MORE ACTIVE, AS ACTIVE OR LESS ACTIVE IN THIS CONTEST.

---

28	320	1.	MORE ACTIVE
34	405	3.	AS ACTIVE
8	168	5.	LESS ACTIVE
-	2	8.	DK
4	6	9.	NA
1046	1771	0.	INAP, CODED 5, 8 OR 9 IN V376

378

9. DO YOU FEEL THE REFORM MOVEMENT IN YOUR PARTY HAD A  
GOOD EFFECT, BAD EFFECT OR NO EFFECT ON YOUR PARTY.

---

567	1595	1.	GOOD EFFECT
331	102	3.	NO EFFECT
30	602	5.	BAD EFFECT
12	273	6.	OTHER/BOTH: GOOD AND BAD EFFECTS
100	3	7.	R SAYS NO REFORM MOVEMENT
52	69	8.	DK
28	28	9.	NA

CONVENTION DELEGATE STUDY - PART B

VAR #

379

9A. WHY DO YOU THINK IT HAS HAD A (GOOD/BAD) EFFECT.

THREE RESPONSES CODED

GOOD EFFECTS

127	1001	10.	EXPANDED <u>PARTICIPATION</u> (GENERAL); OPENS UP PARTY SELECTION PROCESS TO NEW GROUPS
98	435	11.	BETTER <u>REPRESENTATION</u> OF (ALL) PEOPLE; GROUPS - GENERAL OR SPECIFIC
102	192	12.	NEW VIEWS AND OPINIONS HEARD AND REPRESENTED; "MORE RESPECT FOR IDEAS NOW"
5	243	13.	POWER TAKEN FROM THE FEW; HELPED BREAK UP PARTY BOSSISM - "YOU CAN BEAT CITY HALL"
12	7	14.	MORE EQUITABLE DISTRIBUTION OF DELEGATES IN STATES
-	8	15.	HAS SHAKEN UP SYSTEM DOMINATED BY LABOR
16	20	16.	INCREASED AWARENESS
26	135	20.	INCREASED PARTICIPATION OF SPECIFIC GROUPS (GENERAL)
100	144	21.	INCREASED PARTICIPATION OF WOMEN
22	93	22.	INCREASED PARTICIPATION OF BLACKS
92	153	23.	INCREASED PARTICIPATION OF YOUTH
38	63	29.	INCREASED PARTICIPATION OF OTHER SPECIFIC GROUPS
-	6	30.	HELPED CERTAIN CANDIDATES (GENERAL)
-	24	31.	HELPED MCGOVERN
4	-	33.	NIXON REFERENCE - ANY: "HE REPRESENTED THE MAJORITY OF THE PEOPLE
-	4	39.	HELPED OTHER SPECIFIC CANDIDATE
14	47	40.	INSTRUMENTAL FOR (STATE) PARTY REFORM
70	115	41.	CHANGE IS GOOD; GOOD AS FAR AS IT WENT
4	137	42.	GOOD EFFECTS IN LONG RUN ALTHOUGH NOT SO GOOD FOR SHORT RUN
32	30	45.	BROUGHT PARTY TOGETHER; UNIFIED PARTY
42	62	49.	OTHER GOOD EFFECTS

(CON'T.)

CONVENTION DELEGATE STUDY - PART B

VAR #

9A. (CON'T.)

---

379

BAD EFFECTS

(CON'T.)

- 2 51 50. DELEGATE SELECTION PROCEDURES UNFAIR (GENERAL)
- 12 173 51. QUOTAS NOT GOOD; GUIDELINES NOT TRULY REPRESENTATIVE - UNFAVORABLE REFERENCE TO QUOTAS
- 9 52. REAL WORKERS SHOULD BE REWARDED
- 2 45 53. DELEGATES NOT REPRESENTATIVE
- 49 55. NEED FOR COMMITMENT OVER TIME; MECHANICS POOR
- 53 60. DETRIMENTAL TO CERTAIN GROUPS (GENERAL); OR INDIVIDUALS
- 9 61. UNDERREPRESENTED LABOR/WORKING PEOPLE
- 3 62. UNDERREPRESENTED PUBLIC OFFICIALS
- 141 63. OLD PARTY REGULARS IGNORED/UNDERREPRESENTED, NEGLECTED
- 32 69. DETRIMENTAL TO OR UNDERREPRESENTED OTHER SPECIFIC GROUPS
- 4 107 70. IRRESPONSIBILITY OF DELEGATES; OTHER REDUCED QUALITY OF DELEGATES
- 10 16 71. NEW DELEGATES DID NOT KNOW WHAT WAS GOING ON
- 4 3 72. DUE TO INCREASED SIZE OF CONVENTION DIFFICULT TO KEEP DELEGATES INFORMED
- 40 80. DETRIMENTAL TO CONVENTION PROCEEDINGS NA HOW
- 152 81. PARTY UNITY DESTROYED
- 43 82. DELEGATES/CONVENTION PROCEDURES BECAME TOOL OF CANDIDATE
- 13 83. DELEGATES/CONVENTION PROCEDURES BECAME TOOL OF SMALL GROUP
- 96 84. IMPOSSIBLE TO CHOOSE CANDIDATE WHO COULD WIN
- 30 85. CANDIDATE NOT REPRESENTATIVE OF THE PARTY
- 34 86. NOT READY FOR REFORM
- 54 87. BAD EFFECTS (GENERAL) DUE TO "EXTREMISM", ALIENATION OF ELECTORATE, ETC., "TOO LIBERAL"
- 4 32 89. OTHER BAD EFFECTS

(CON'T.)

CONVENTION DELEGATE STUDY - PART B

VAR #

9A. (CON'T.)

			<u>REPUBLICAN RESPONSES ON RULE 30</u>
379			
(CON'T.)	32	-	91. MORE DELEGATES FROM POPULOUS STATES
	14	-	92. STATES CARRIED BY PRESIDENT SHOULD HAVE MORE VOTES
	16	-	97. OTHER RULE 30 RESPONSES
	26	51	99. NA
	2430	3861	00. INAP, CODED 3, 7, 8, OR 9 IN V378 NO FURTHER RESPONSE

380 11. DID YOU HAVE ANY SPECIFIC RESPONSIBILITIES OR TASKS ASSIGNED TO YOU.

527	1235	1.	YES
589	1421	5.	NO
4	16	9.	NA

10. ONCE THE CONVENTION WAS UNDERWAY, WHAT WERE THE MAIN THINGS THAT YOU DID IN ADDITION TO VOTING.

11A. WHAT WERE THEY.

QUESTIONS 10 AND 11A CODED TOGETHER.

TWO RESPONSIBILITIES, TASKS OR ACTIVITIES CODED.

CODE Q.11A FIRST. IF TWO TASKS ARE LISTED IN Q.11A CODE THEM. IF ONLY ONE TASK IS MENTIONED IN Q.11A CODE THAT AND ALSO CODE THE FIRST RESPONSE TO Q.10, ETC.

FOUR DIMENSIONS ARE TO BE CODED. FOR EACH REPNSE GIVE IT A TASK CODE, INTENSITY OF ACTIVITY OF TASK CODE, A TASK FORMAL/INFORMAL CODE AND A TASK STATE/COSMOPOLITAN CODE.

SEE FREQUENCY ADDENDUM FOR SECOND RESPONSES.

CONVENTION DELEGATE STUDY - PART B

VAR #

11A. (CON'T.)

---

TASK CODE

381 (1ST)  
385 (2ND)

THIS CODE IS MEANT TO RELATE TASK TO GENERAL  
AREAS.

- |     |     |     |   |
|-----|-----|-----|---|
| 10  | 8   | 10. | <u>COMMITTEE MEMBER</u> (GENERAL)   |
| 78  | 16  | 11. | <u>PLATFORM COMMITTEE</u>   |
| 91  | 30  | 12. | CREDENTIALS COMMITTEE   |
| 78  | 54  | 13. | RULES COMMITTEE   |
| 32  | 18  | 14. | OTHER PERMANENT COMMITTEE   |
| 196 | 530 | 15. | STATE CAUCUS - ANY STATE DELEGATION POSITION,<br>E.G. ROW CAPTAIN         |
| 2   | 10  | 18. | NOMINATING OR SECONDING SPEECH FOR CANDIDATE<br>OR OTHER SPEECH ON PODIUM |
| 20  | 32  | 19. | OTHER CONVENTION ORGANIZATIONAL TASK<br>(CONVENTION SPECIFIC)             |
| -   | 8   | 20. | <u>MINORITY/INTEREST GROUP</u> (GENERAL)                                  |
| 6   | 98  | 21. | WOMEN: "WOMEN'S RIGHTS COMMITTEE"   |
| -   | 91  | 22. | BLACKS  |
| 14  | 56  | 23. | YOUTH   |
| -   | -   | 24. | SENIOR CITIZENS   |
| 4   | 27  | 25. | LABOR   |
| 2   | 21  | 26. | CHICANO   |
| 8   | 43  | 29. | OTHER SPECIFIC MINORITY OR INTEREST GROUP                                 |
| -   | 29  | 30. | <u>CANDIDATE GROUPS</u> (GENERAL)   |
| -   | 234 | 31. | MCGOVERN; "SECRETARY OF MCGOVERN CAUCUS"                                  |
| -   | 87  | 32. | HUMPHREY; "WHIP FOR HUMPHREY"   |
| -   | 36  | 33. | MUSKIE; "MUSKIE CAUCUS"   |
| -   | 8   | 34. | CHISHOLM; "LOBBIED FOR CHISHOLM"  |
| -   | 39  | 35. | WALLACE; "PRIVATE WALLACE CAUCUSES"                                       |
| 12  | -   | 36. | NIXON; "NIXON COORDINATOR"  |
| 4   | 16  | 37. | VICE PRESIDENTIAL REFERENCES - ANY  |
| 10  | 5   | 38. | CAMPAIGNED/WORKED FOR SENATORS OR CONGRESS-<br>MEN - ANY                  |
| 12  | 104 | 39. | OTHER SPECIFIC CANDIDATES   |
| 4   | 22  | 40. | <u>ISSUES</u> (GENERAL)   |
| -   | 41  | 41. | CHICAGO CHALLENGE (DEMOCRATIC CONVENTION -<br>CHALLENGE TO MAYOR DALEY)   |
| -   | 12  | 42. | ABORTION  |
| -   | 53  | 43. | CALIFORNIA CHALLENGE REFERENCE  |
| -   | 23  | 45. | CREDENTIALS CHALLENGE REFERENCE, ANY EXCEPT<br>CALIFORNIA                 |
| 10  | 36  | 47. | PLATFORM REFERENCE  |
| 60  | 3   | 48. | RULES REFERENCE   |
| 16  | 22  | 49. | OTHER SPECIFIC ISSUES   |

(CON'T.)

CONVENTION DELEGATE STUDY - PART B

VAR #

11A. (CON'T.)

381 (1ST)	30	89	50.	LOBBYING (GENERAL)
385 (2ND)	26	81	51.	KEEPING INFORMED (GENERAL)
(CON'T.)	44	99	52.	CONSULTING WITH OTHERS (GENERAL)
	210	416	53.	LISTENING TO SPEECHES (GENERAL); ATTENDED CAUCUSES (GENERAL); ATTENDED MEETINGS (GENERAL)
	-	6	54.	SPEECHES, <u>NA WHERE</u> (OTHER THAN 18)
	44	2	60.	SOCIAL FUNCTIONS (GENERAL)
	6	-	62.	RECEPTIONS
	8	7	69.	OTHER SPECIFIC SOCIAL FUNCTIONS
	4	-	97.	OTHER
	26	33	99.	NA
	53	127	00.	NONE; NO SECOND RESPONSE

382 (1ST)  
386 (2ND)

INTENSITY OF ACTIVITY OF TASK CODE

385	397	1.	R (VERY) ACTIVE - HIGH FORMAL
38	485	2.	R SOMEWHAT/NOMINALLY ACTIVE; "SPORADICALLY ON FLOOR"
72	117	3.	R PASSIVE; "LISTENED TO SPEECHES", "OBSERVED"
546	1513	9.	NA, INTENSITY NOT SPECIFIED; "LOBBIED", "ATTENDED MEETINGS"
79	160	0.	INAP, CODED 99 OR 00 IN V381 OR CODED 00 IN V385; NO INTERVIEW

383 (1ST)  
387 (2ND)

TASK FORMAL/INFORMAL CODE

351	217	1.	HIGH FORMAL (PRIOR ORGANIZATIONAL POSITION: CHAIRMAN, VICE-CHAIRMAN, SECRETARY, ETC.); MEMBER OF ANY PERMANENT COMMITTEE
150	863	2.	LOW FORMAL (ROW CAPTAIN, VOTE TALLIER, AD HOC POSITION, ETC.): ASSIGNED LOBBYING; ESPECIALLY CALIFORNIA; MAKING SPEECH; WHIP

(CON'T.)

CONVENTION DELEGATE STUDY - PART B

VAR #

11A. (CON'T.)

383 (1ST)	212	810	3.	INFORMAL (SELF-INITIATED POSITION OR DUTY: LOBBIED IN OTHER STATE DELEGATIONS, FORMED N.Y.S. JEWISH CAUCUS): MEMBER OF <u>SPECIFIC</u> GROUP EXCEPT AS IN 1; ATTENDED <u>SPECIFIC</u> MEETINGS
387 (2ND)				
(CON'T.)				
	328	622	9.	NA WHETHER FORMAL/INFORMAL: ATTENDED SPEECHES, MEETINGS, (GENERAL)
	79	160.	0.	INAP, CODED 99 OR 00 V381 OR CODED 00 IN V385; NO INTERVIEW

384 (1ST)  
388 (2ND)

TASK STATE/COSMOPOLITAN CODE

	222	675	1.	ACTIVITY CONFINED TO STATE: "ROW CAPTAIN"
	467	1029	2.	ACTIVITY - NON STATE - COSMOPOLITAN: "WORKED FOR CANDIDATE"
	352	808	9.	NA WHETHER STATE/COSMOPOLITAN
	79	160	0.	INAP, CODED 99 OR 00 IN V381 OR CODED 00 IN V385; NO INTERVIEW

389

12. DID THE WOMEN IN YOUR DELEGATION PARTICIPATE IN THE DECISIONS OF THE DELEGATION AS FULLY AS THE MEN DID.

	1059	2410	1.	YES
	54	235	5.	NO
	4	20	8.	DK
	3	7	9.	NA

390

13. IN GENERAL, HOW INFLUENTIAL WERE THE WOMEN COMPARED TO THE MEN IN YOUR STATE DELEGATION. WERE THEY MORE INFLUENTIAL, AS INFLUENTIAL OR LESS INFLUENTIAL.

	66	250	1.	MORE INFLUENTIAL
	860	1768	3.	AS INFLUENTIAL
	184	608	5.	LESS INFLUENTIAL
	6	8	8.	DK
	4	38	9.	NA

CONVENTION DELEGATE STUDY - PART B

VAR #

391 14. WERE THERE GROUPS IN YOUR STATE DELEGATION WHO MET SEPARATELY.

376	2367	1.	YES
668	227	5.	NO
74	75	8.	DK
2	3	9.	NA

392 14A. WHAT GROUPS WERE THESE.

FIRST FOUR GROUPS MENTIONED WERE CODED.

6	292	01.	CHICANOS, BROWNS
130	1113	02.	BLACKS
100	938	03.	WOMEN
66	563	04.	YOUTH
-	2	05.	SENIOR CITIZENS
14	41	08.	MINORITY GROUPS - GENERAL
18	213	09.	OTHER MINORITY GROUPS (SPECIFIC GROUP REFERENCE)
-	112	10.	ALL PRESIDENTIAL CANDIDATE GROUPS (GENERAL)
-	1046	11.	MCGOVERN CAUCUS
-	257	12.	WALLACE CAUCUS
-	567	13.	HUMPHREY CAUCUS
-	258	14.	MUSKIE CAUCUS
-	30	15.	CHISHOLM CAUCUS
-	193	18.	UNCOMMITTED DELEGATES
8	222	19.	OTHER CANDIDATE CAUCUS
6	157	21.	LABOR
-	58	22.	NEW DEMOCRATIC COALITION (MCCARTHY)
-	10	23.	GAY LIBERATION
8	-	24.	DISTRIBUTION OF '76 DELEGATES
40	125	29.	OTHER INTEREST GROUPS
38	2	31.	CREDENTIALS
46	4	32.	PLATFORM
80	4	33.	RULES
8	-	34.	EXECUTIVE COMMITTEE
48	54	39.	OTHER CONVENTION ORGANIZATIONAL GROUPS

(CON'T.)

CONVENTION DELEGATE STUDY - PART B

VAR #

392 14A. (CON'T.)

(CON'T.)

56	338	40.	SUB-STATE LEVEL GROUPS, E.G., DISTRICT, CITY, REGIONAL GROUPS: "LONG ISLAND DELEGATION", "SINGER DELEGATION"
14	5	41.	STATE CHAIRMEN, GOVERNORS, ETC.
20	42	97.	OTHER GROUPS
2	10	98.	DK
18	14	99.	NA
3754	4018	00.	INAP, CODED 5, 8, OR 9 IN V391; NO FURTHER RESPONSE

393

14B. DID YOU MEET WITH ANY OF THESE GROUPS.

170	1780	1.	YES
206	587	5.	NO
744	305	0.	INAP, CODED 5, 8 OR 9 IN V391; NO INTERVIEW

394

14C. WITH WHICH GROUPS DID YOU MEET.

FIRST THREE GROUPS MENTIONED WERE CODED

4	70	01.	CHICANOS, BROWNS
26	332	02.	BLACKS
34	433	03.	WOMEN
24	246	04.	YOUTH
-	3	05.	SENIOR CITIZENS
4	15	08.	MINORITY GROUPS - GENERAL
4	66	09.	OTHER MINORITY GROUPS (SPECIFIC GROUP REFERENCE)
-	20	10.	ALL PRESIDENTIAL CANDIDATE GROUPS (GENERAL)
-	502	11.	MCGOVERN CAUCUS
-	104	12.	WALLACE CAUCUS
-	264	13.	HUMPHREY CAUCUS
-	114	14.	MUSKIE CAUCUS
-	26	15.	CHISHOLM CAUCUS

(CON'T.)

CONVENTION DELEGATE STUDY - PART B

VAR #

394

14C. (CON'T.)

---

(CON'T.)

-	81	18.	UNCOMMITTED DELEGATES
8	97	19.	OTHER CANDIDATE CAUCUS
-	73	21.	LABOR
-	47	22.	NEW DEMOCRATIC COALITION (MCCARTHY)
-	2	23.	GAY LIBERATION
4	-	24.	DISTRIBUTION OF '76 DELEGATES
10	66	29.	OTHER INTEREST GROUPS
4	3	31.	CREDENTIALS
12	2	32.	PLATFORM
36	2	33.	RULES
-	-	34.	EXECUTIVE COMMITTEE
18	22	39.	OTHER CONVENTION ORGANIZATIONAL GROUPS
20	190	40.	SUB-STATE LEVEL GROUPS, E.G., DISTRICT, CITY, REGIONAL GROUPS: "LONG ISLAND DELEGATION", "SINGER DELEGATION"
-	-	41.	STATE CHAIRMEN, GOVERNORS, ETC.
18	28	97.	OTHER GROUPS
-	-	98.	DK
4	9	99.	NA
3130	5199	00.	INAP, CODED 5 IN V393; NO INTERVIEW NO FURTHER RESPONSE

CONVENTION DELEGATE STUDY - PART B

VAR #

395 15. (CARD 2) THINKING BACK TO THE CONVENTION AND THE  
PROBLEM OF GETTING INFORMATION ABOUT WHAT WAS GOING ON,  
DID YOU HAVE AS MUCH INFORMATION AS YOU WANTED ABOUT  
WHAT WENT ON WITHIN YOUR STATE DELEGATION.

---

962	1546	1.	I WAS AS WELL INFORMED AS I WANTED TO BE
140	958	3.	I HAD SOME INFORMATION, BUT NOT AS MUCH AS I WANTED
18	155	5.	I WAS NOT AT ALL WELL INFORMED
-	5	6.	I WAS NOT INTERESTED
-	3	8.	DK
-	5	9.	NA

396 16. (CARD 2) HOW ABOUT INFORMATION ABOUT WHAT YOUR CANDIDATE  
AND HIS STAFF WERE DOING.

---

846	1360	1.	I WAS AS WELL INFORMED AS I WANTED TO BE
186	945	3.	I HAD SOME INFORMATION, BUT NOT AS MUCH AS I WANTED
78	303	5.	I WAS NOT AT ALL WELL INFORMED
2	22	6.	I WAS NOT INTERESTED
-	5	8.	DK
8	37	9.	NA

397 17. (CARD 2) HOW ABOUT INFORMATION ABOUT WHAT WENT ON IN  
OTHER STATE DELEGATIONS.

---

463	617	1.	I WAS AS WELL INFORMED AS I WANTED TO BE
249	805	3.	I HAD SOME INFORMATION, BUT NOT AS MUCH AS I WANTED
290	1158	5.	I WAS NOT AT ALL WELL INFORMED
98	77	6.	I WAS NOT INTERESTED
20	15	9.	NA

CONVENTION DELEGATE STUDY - PART B

VAR #

398 18. (CARD 2) HOW ABOUT INFORMATION ABOUT WHAT WENT ON  
IN THE PLATFORM COMMITTEE.

---

794	1405	1.	I WAS AS WELL INFORMED AS I WANTED TO BE
222	802	3.	I HAD SOME INFORMATION, BUT NOT AS MUCH AS I WANTED
74	426	5.	I WAS NOT AT ALL WELL INFORMED
16	32	6.	I WAS NOT INTERESTED

14 7 9. NA

399 19. (CARD 2) HOW ABOUT INFORMATION ABOUT WHAT WENT  
ON IN THE CREDENTIALS COMMITTEE.

---

778	1587	1.	I WAS AS WELL INFORMED AS I WANTED TO BE
114	726	3.	I HAD SOME INFORMATION, BUT NOT AS MUCH AS I WANTED
136	339	5.	I WAS NOT AT ALL WELL INFORMED
82	13	6.	I WAS NOT INTERESTED

10 7 9. NA

400 20. (CARD 2) HOW ABOUT INFORMATION ABOUT ACTIVITIES  
OF OTHER GROUPS IN WHICH YOU WERE PARTICULARLY INTER-  
ESTED, SUCH AS WOMEN'S CAUCUS, LABOR, BLACK, YOUTH,  
ETC.

---

NOTE: IF ANY OF THESE COMBINATIONS COME UP PLUS  
ADDITIONAL GROUPS, CODE FOR THE COMBINATION, E.G.  
WOMEN, BLACKS, CHICANOS = 06.

GROUPS TO WHICH R IS REFERRING

138	318	01.	WOMEN'S CAUCUS, LABOR, BLACKS AND YOUTH; ALL OF THEM
4	37	02.	WOMEN'S CAUCUS, LABOR, BLACKS
12	15	03.	WOMEN'S CAUCUS, LABOR, YOUTH
14	87	04.	WOMEN'S CAUCUS, BLACKS, YOUTH
4	39	05.	WOMEN'S CAUCUS, LABOR

(CON'T.)

CONVENTION DELEGATE STUDY - PART B

VAR #

20. (CON'T)

---

400	24	141	06.	WOMEN'S CAUCUS, BLACKS
	22	75	07.	WOMEN'S CAUCUS, YOUTH
(CON'T.)	148	395	08.	WOMEN'S CAUCUS
	6	27	09.	WOMEN'S CAUCUS, OTHER GROUPS (NOT LABOR, BLACKS, YOUTH)
	-	28	10.	LABOR, BLACKS, YOUTH
	4	46	11.	LABOR, BLACKS
	-	26	12.	LABOR, YOUTH
	16	51	13.	BLACKS, YOUTH
	24	84	14.	LABOR
	-	3	15.	LABOR, OTHER GROUPS (NOT WOMEN, BLACKS, YOUTH)
	52	174	16.	BLACKS
	6	15	17.	BLACKS, OTHER GROUPS (NOT WOMEN, LABOR, YOUTH)
	84	127	18.	YOUTH
	8	14	19.	YOUTH, OTHER GROUPS (NOT WOMEN, BLACKS, LABOR)
	62	144	97.	OTHER (INCLUDING OTHER COMBINATIONS)
	492	826	99.	NA, NONE

401 20. (CARD 2) HOW ABOUT INFORMATION ABOUT ACTIVITIES OF OTHER GROUPS IN WHICH YOU WERE PARTICULARLY INTERESTED, SUCH AS WOMEN'S CAUCUS, LABOR, BLACKS, YOUTH, ETC.

---

667	1277	1.	I WAS AS WELL INFORMED AS I WANTED TO BE
154	726	3.	I HAD SOME INFORMATION, BUT NOT AS MUCH AS I WANTED
80	353	5.	I WAS NOT AT ALL WELL INFORMED
187	236	6.	I WAS NOT INTERESTED
32	80	9.	NA

CONVENTION DELEGATE STUDY - PART B

VAR #

402 21. ONCE YOU GOT TO THE CONVENTION, HOW MUCH DID YOU PARTICIPATE IN THE ACTIVITIES OF YOUR DELEGATION. ASIDE FROM VOTING, DID YOU PARTICIPATE A GREAT DEAL, SOMEWHAT OR NOT VERY MUCH.

---

807	1805	1.	A GREAT DEAL
238	659	3.	SOMEWHAT
69	175	5.	NOT VERY MUCH
-	6	7.	NONE
4	27	9.	NA
2	-	0.	INAP, NO MEETINGS HELD

403 22. HOW MUCH DID YOU PARTICIPATE IN MEETINGS ON BEHALF OF THE CANDIDATES.

---

344	1312	1.	A GREAT DEAL
216	662	3.	SOMEWHAT
440	597	5.	NOT VERY MUCH
16	26	7.	NONE
4	-	8.	DK
18	36	9.	NA
82	39	0.	INAP, NO MEETINGS HELD

404 23. HOW MUCH DID YOU PARTICIPATE IN DECISIONS ON PLATFORM ISSUES.

---

247	733	1.	A GREAT DEAL
330	694	3.	SOMEWHAT
491	1127	5.	NOT VERY MUCH
32	87	7.	NONE
12	27	9.	NA
8	4	0.	INAP, NO MEETINGS HELD



CONVENTION DELEGATE STUDY - PART B

VAR #

408 27. (CARD 3) DURING THE CONVENTION, HOW MUCH INFLUENCE DID YOU FEEL YOU HAD ON THE FOLLOWING DECISIONS. FIRST, IN DECISIONS MADE BY YOUR STATE'S DELEGATION, WOULD YOU SAY YOU HAD A GREAT DEAL OF INFLUENCE, SOME INFLUENCE, LITTLE INFLUENCE OR NO INFLUENCE AT ALL.

---

309	436	1.	GREAT DEAL OF INFLUENCE
572	1423	2.	SOME INFLUENCE
157	601	4.	LITTLE INFLUENCE
66	196	5.	NO INFLUENCE AT ALL
-	2	8.	DK
16	14	9.	NA

409 28. (CARD 3) HOW ABOUT DECISIONS IN MEETINGS ON BEHALF OF THE CANDIDATES FOR NOMINATION.

---

151	339	1.	GREAT DEAL OF INFLUENCE
226	977	2.	SOME INFLUENCE
179	708	4.	LITTLE INFLUENCE
394	574	5.	NO INFLUENCE AT ALL
-	5	8.	DK
60	31	9.	NA
110	38	0.	INAP, NO MEETINGS HELD

410 29. (CARD 3) HOW ABOUT DECISIONS IN MEETINGS CONCERNING PLATFORM ISSUES.

---

167	212	1.	GREAT DEAL OF INFLUENCE
372	865	2.	SOME INFLUENCE
275	780	4.	LITTLE INFLUENCE
288	800	5.	NO INFLUENCE AT ALL
18	15	9.	NA

CONVENTION DELEGATE STUDY - PART B

VAR #

411            30. (CARD 3) HOW ABOUT DECISIONS IN MEETINGS CONCERNING CREDENTIALS ISSUES.  
-----

99	240	1.	GREAT DEAL OF INFLUENCE
266	831	2.	SOME INFLUENCE
257	797	4.	LITTLE INFLUENCE
470	789	5.	NO INFLUENCE AT ALL
28	15	9.	NA

412            31. (CARD 3) HOW ABOUT DECISIONS INVOLVING THE RULES.  
-----

231	182	1.	GREAT DEAL OF INFLUENCE
450	605	2.	SOME INFLUENCE
207	883	4.	LITTLE INFLUENCE
218	992	5.	NO INFLUENCE AT ALL
-	2	8.	DK
14	8	9.	NA

413            32. (CARD 3) HOW ABOUT DECISIONS MADE BY OTHER GROUPS.  
-----

68	130	1.	GREAT DEAL OF INFLUENCE
194	570	2.	SOME INFLUENCE
225	633	4.	LITTLE INFLUENCE
591	1313	5.	NO INFLUENCE AT ALL
4	3	8.	DK
38	23	9.	NA

CONVENTION DELEGATE STUDY - PART B

VAR #

414 33. (CARD 3) COMPARED TO YOUR EXPECTATIONS, DID YOU  
HAVE AS MUCH INFLUENCE AT THE CONVENTION AS YOU  
THOUGHT YOU WOULD HAVE.

---

6	45	0.	HAD NO EXPECTATION
123	240	1.	MUCH MORE THAN EXPECTED
146	474	2.	SOMEWHAT MORE THAN EXPECTED
765	1479	3.	ABOUT AS MUCH AS EXPECTED
48	212	4.	A BIT LESS THAN EXPECTED
24	201	5.	MUCH LESS THAN EXPECTED
-	9	8.	DK
8	12	9.	NA

415 34. DID YOU GO TO ANY OF THE MEETINGS OR ACTIVITIES FOR  
WOMEN OUTSIDE OF YOUR DELEGATION.

---

(WOMEN DELEGATES ONLY)

270	601	1.	YES
114	510	5.	NO
736	1561	0.	INAP, MALE RESPONDENT; NO INTERVIEW

416 35. WHAT WAS YOUR REACTION TO THE NATIONAL WOMEN'S  
POLITICAL CAUCUS. WAS IT FAVORABLE, UNFAVORABLE,  
MIXED OR WHAT.

---

328	1017	1.	FAVORABLE
427	1099	3.	MIXED - DO NOT CODE CLARIFICATION, IF GIVEN
107	282	5.	<u>UNFAVORABLE</u>
62	80	8.	DK
30	31	9.	NA
166	163	0.	DID NOT PAY MUCH ATTENTION

CONVENTION DELEGATE STUDY - PART B

VAR #

417

35A. WHY WAS YOUR REACTION (FAVORABLE/UNFAVORABLE).

NOTE: WHEN A GENERAL AREA IS MENTIONED AND A SPECIFIC FOLLOWS IN THAT AREA, PRIORITY CODE FOR THE SPECIFIC MENTION, I.E., DROP ALL GENERAL REFERENCES WHEN THERE IS A SPECIFIC REFERENCE FOLLOWING IT IN SAME AREA, UNLESS THERE IS ROOM.

TWO RESPONSES CODED

FAVORABLE

14	30	01.	COMMON CAUSE (HAVE COMMON GOALS, GRIEVANCES)
14	105	02.	GAVE IDENTITY TO WOMEN (SHOWED THEY WERE UNIFIED)
94	306	03.	MORE POLITICAL INVOLVEMENT AND PARTICIPATION; ACTIVATION OF WOMEN
46	166	04.	ANYTHING TO OFFSET DISCRIMINATION SHOULD BE SUPPORTED; BELIEVE IN EQUALITY
76	111	05.	HAD IMPACT, HAD INFLUENCE (GENERAL OR SPECIFIC) (PARTY OR CONVENTION)
12	59	06.	MADE PEOPLE AWARE
58	300	10.	STAND ON ISSUES (GENERAL); SUPPORTED ISSUES R FAVORED
2	51	11.	ABORTION - POSITION STAND SPECIFIC
12	20	12.	WOMEN IN PARTY POSITIONS PRESENTED GOOD IMAGE; SOUGHT MORE PARTY LEADERSHIP POSITIONS FOR WOMEN
8	19	19.	OTHER SPECIFIC ISSUES
2	-	20.	SUPPORT OF CANDIDATES (GENERAL)
-	9	21.	SUPPORT OF MCGOVERN; THEIR ACTIVITY SUPPORTED MCGOVERN
-	2	22.	SUPPORT OF CHISHOLM
-	5	29.	OTHER REFERENCE TO SPECIFIC CANDIDATE
30	68	30.	CHARACTERISTICS OF GROUP (GENERAL)
52	145	31.	DIGNIFIED, CONCERNED, RESPONSIBLE, ARTICULATE, INTELLIGENT, DEDICATED
2	7	32.	ENTHUSIASTIC
8	-	33.	WOMEN SHOULD BE REWARDED FOR (PARTY) WORK
8	39	39.	OTHER SPECIFIC CHARACTERISTICS
-	17	40.	LEADERSHIP OF CAUCUS (GENERAL)

(CON'T.)

CONVENTION DELEGATE STUDY - PART B

VAR #

417

35A. (CON'T.)

---

(CON'T.)                    -            9    45. REFERENCE TO SPECIFIC LEADERS; "KNOW BELLA ABZUG"

-            49    49. OTHER FAVORABLE RESPONSE

UNFAVORABLE

2            12    50. CAUSES DIVISIONS (IN SOCIETY)  
6            21    51. NOT REPRESENTATIVE OF WOMEN (IN PARTY)  
-            2       52. SOLD OUT WOMEN IN GENERAL

10           4       55. WOMEN NOT DISCRIMINATED AGAINST; WOMEN ARE EQUALS ALREADY

32           38    60. STAND ON ISSUES (GENERAL); SUPPORTED ISSUES NOT FAVORED BY R

6            20    61. ABORTION - POSITION STAND SPECIFIC  
-            3       62. WOMEN IN PARTY POSITIONS; "DEMANDED LEADERSHIP POSITIONS"

4            16    65. WOMEN SHOULD WORK FOR WHAT THEY GET

4            7       69. OTHER SPECIFIC ISSUES

4            2       70. SUPPORT OF CANDIDATES (GENERAL): TOO MUCH TIME AND EFFORT SPENT ON CANDIDATES

-            2       71. SUPPORT OF MCGOVERN: TOO MUCH TIME SPENT

-            16    73. HARMED POSITION OF CANDIDATES (GENERAL OR SPECIFIC)

-            6       79. OTHER REFERENCE TO SPECIFIC CANDIDATE

20           36    80. CHARACTERISTICS OF GROUP (GENERAL)

-            27    81. INTERESTS WERE TOO NARROW

4            -       82. INTERESTS WERE TOO PARTISAN; "CAME OUT IN FAVOR OF DEMOCRATS"

-            16    83. TOO DISORGANIZED

22           78    89. OTHER SPECIFIC CHARACTERISTICS

6            9       90. LEADERSHIP (GENERAL)

2            11    95. REFERENCE TO SPECIFIC LEADERS

14           29    97. OTHER UNFAVORABLE RESPONSE

-            2       98. DK

14           26    99. NA

1652       3444    00. INAP, CODED 3, 8, 9 OR 0 IN V416 NO SECOND RESPONSE

CONVENTION DELEGATE STUDY - PART B

VAR #

418 36. HOW DO YOU THINK MOST OF THE WOMEN DELEGATES OF YOUR PARTY FELT ABOUT THE NATIONAL WOMEN'S POLITICAL CAUCUS. WAS THEIR REACTION FAVORABLE, UNFAVORABLE, MIXED OR WHAT.

---

274	1134	1.	FAVORABLE
481	1032	3.	MIXED
87	133	5.	UNFAVORABLE
160	258	8.	DK
16	16	9.	NA
102	99	0.	DID NOT PAY MUCH ATTENTION

419 37. HOW DO YOU THINK MOST OF THE MEN DELEGATES OF YOUR PARTY FELT ABOUT THE NATIONAL WOMEN'S POLITICAL CAUCUS. WAS THEIR REACTION FAVORABLE, UNFAVORABLE, MIXED OR WHAT.

---

188	539	1.	FAVORABLE
481	1359	3.	MIXED
103	372	5.	UNFAVORABLE
154	221	8.	DK
32	25	9.	NA
162	156	0.	DID NOT PAY MUCH ATTENTION

420 38. HOW MUCH IMPACT DO YOU THINK THE NATIONAL WOMEN'S POLITICAL CAUCUS HAD ON EVENTS AT THE CONVENTION; A GREAT DEAL, SOME, NOT MUCH OR NONE AT ALL.

---

100	677	1.	A GREAT DEAL
458	1367	2.	SOME
345	468	4.	NOT MUCH
155	90	5.	NONE AT ALL
58	62	8.	DK
4	8	9.	NA

CONVENTION DELEGATE STUDY - PART B

VAR #

421

38A. IN WHAT WAYS.

TWO RESPONSES CODED IN EACH OF THREE CODE CATEGORIES

IMPACT ON CONVENTION PROCEDURES

130	417	10.	PRESENCE SUGGESTS INFLUENCE; WERE HEARD; GREAT NUMBERS
6	31	11.	DIFFERENT VIEWPOINT REPRESENTED
90	297	12.	HAD MORE INFLUENCE THAN BEFORE; WOMEN EXPRESSED AND/OR FOUGHT FOR VIEWS
4	20	13.	HAD LESS INFLUENCE THAN BEFORE/THAN EXPECTED
6	5	14.	MORE IMPACT THAN OTHER GROUPS; BLACKS, YOUTH, LABOR
-	11	15.	LESS IMPACT THAN OTHER GROUPS; BLACKS, YOUTH, LABOR
6	8	16.	HAMPERED CONVENTION PROCEEDINGS; PROLONGED SESSIONS
28	63	17.	MADE PEOPLE AWARE; CONSCIENCE RAISING
76	173	20.	HAD INFLUENCE (IN COMMITTEES) (GENERAL)
16	63	21.	WOMEN IN IMPORTANT CONVENTION POSITIONS
10	83	22.	ASSISTANT CHAIRPERSON OF CONVENTION A WOMAN
14	112	23.	WOMAN ELECTED AS CHAIRPERSON ON NATIONAL COMMITTEE; REPRESENTATION ON NATIONAL COMMITTEE
56	119	24.	RULES: INCREASED NUMBER OF WOMEN; QUOTAS
124	291	25.	PLATFORM: ANY REFERENCE
8	128	26.	CREDENTIALS: ANY REFERENCE
16	63	29.	OTHER REFERENCE TO (SPECIFIC) CONVENTION COMMITTEE OR LEADERSHIP POSITIONS; STATE CAUCUSES
22	151	30.	THEY SPONSORED/SUPPORTED ISSUES (GENERAL)
4	364	31.	ABORTION - ANY REFERENCE
30	51	32.	WOMEN'S RIGHTS - ANY REFERENCE
-	52	33.	SEATING SOUTH CAROLINA DELEGATES - ANY REFERENCE
32	13	34.	DAY CARE CENTERS - ANY REFERENCE
-	11	35.	LOST SUPPORT FOR ISSUES - UNSPECIFIED
2	23	39.	OTHER REFERENCE TO SPECIFIC ISSUES
-	37	40.	INFLUENCED NOMINATION OF CANDIDATES (GENERAL)
-	84	41.	PRO MCGOVERN; INFLUENCED MCGOVERN'S NOMINATION
-	39	42.	PRO CHISHOLM; FEMALE PRESIDENTIAL CANDIDATE
-	3	43.	ANTI HUMPHREY; PREVENTED HUMPHREY'S NOMINATION
-	147	44.	FEMALE VICE PRESIDENTIAL CANDIDATE, SISSY FARENTHOLD
4	130	45.	CANDIDATES HAD TO LISTEN; UNITY OF GROUP (WOMEN) FORCED CANDIDATES TO RECOGNIZE THEM; BLOCK VOTE SUGGESTS POWER
-	16	49.	OTHER REFERENCE TO SPECIFIC CANDIDATE

(CON'T.)

CONVENTION DELEGATE STUDY - PART B

VAR #

38A. (CON'T)

---

421	30	133	80.	GROUP CHARACTERISTICS - ANY REFERENCE
	-	2	85.	NEGATIVE RESPONSE (GENERAL)
(CON'T.)				
	-	17	97.	OTHER IMPACT ON CONVENTION
	14	9	98.	DK
	32	93	99.	NA
1480	2085	00.	INAP, CODED 4, 5, 8 OR 9 IN V420; NO SECOND RESPONSE	

422

IMPACT ON WOMEN GENERALLY

[SEE V421 FOR QUESTION TEXT]

TWO RESPONSES CODED

6	24	10.	IMPACT ON WOMEN (GENERAL)
32	82	11.	WOMEN MORE ACTIVE; MORE WOMEN PARTICIPATING
12	36	12.	WOMEN EXPRESSED AND/OR FOUGHT FOR VIEWS/ ISSUES
2	15	13.	WOMEN WERE UNIFIED
6	21	14.	GAVE IDENTITY TO GROUP (WOMEN)
-	21	20.	UNIFIED WOMEN ON ISSUES (GENERAL)
-	9	21.	DISUNIFIED WOMEN ON ISSUES (GENERAL)
-	20	22.	UNIFIED/TRIED TO UNIFY WOMEN IN SUPPORT OF ABORTION
-	6	23.	CAUSED DIVISION AMONG WOMEN BECAUSE OF ABORTION ISSUE
-	2	24.	UNIFIED/TRIED TO UNIFY WOMEN IN SUPPORT OF SEATING SOUTH CAROLINA DELEGATES
4	-	29.	OTHER REFERENCES TO SPECIFIC ISSUES
-	6	30.	TRIED TO UNITE WOMEN TO SUPPORT CANDIDATES (GENERAL)
-	9	31.	TRIED TO UNITE WOMEN TO SUPPORT MCGOVERN
-	10	39.	OTHER REFERENCE TO SPECIFIC CANDIDATES
-	5	97.	OTHER IMPACT ON WOMEN
496	1813	99.	NA
1682	3265	00.	INAP, CODED 4, 5, 8 OR 9 IN V420 NO SECOND RESPONSE

CONVENTION DELEGATE STUDY - PART B

VAR #

38A. (CON'T.)

---

423

IMPACT ON OTHERS (MEN, BLACKS, YOUTH, ETC.)

[SEE V421 FOR QUESTION TEXT]

TWO RESPONSES CODED

12	44	1.	MEN HAD TO LISTEN
16	40	2.	HELPED MEN TO SEE THINGS DIFFERENTLY
10	40	3.	OTHER DELEGATES GOT TO SEE WHAT GROUP REALLY LIKE
-	7	4.	HAD AN EFFECT ON YOUNG PEOPLE
2	29	5.	NEGATIVE EFFECT ON OTHERS: "OTHERS FEARED LOSS OF POWER": OTHERS FELT THREATENED
10	57	7.	OTHER REFERENCE TO IMPACT ON OTHER GROUPS; "WHOLE COUNTRY AWARE OF WOMEN"
510	1838	9.	NA
1680	3289	0.	INAP, CODED 4, 5, 8 OR 9 IN V420; NO SECOND RESPONSE

424

39. WHAT WAS YOUR REACTION TO THE BLACK CAUCUS. WAS IT FAVORABLE, UNFAVORABLE, MIXED OR WHAT.

---

293	1123	1.	FAVORABLE
304	931	3.	MIXED
63	199	5.	UNFAVORABLE
154	161	8.	DK
44	25	9.	NA
262	233	0.	DID NOT PAY MUCH ATTENTION

425

40. HOW MUCH IMPACT DO YOU THINK THE BLACK CAUCUS HAD ON EVENTS AT THE CONVENTION, A GREAT DEAL, SOME, NOT MUCH OR NONE AT ALL.

---

60	540	1.	A GREAT DEAL
391	1391	2.	SOME
380	537	4.	NOT MUCH
153	84	5.	NONE AT ALL
104	118	8.	DK
32	2	9.	NA

CONVENTION DELEGATE STUDY - PART B

VAR #

426

40A. IN WHAT WAYS.

TWO RESPONSES CODED IN EACH OF THREE CODE CATEGORIES

IMPACT ON CONVENTION PROCEDURES

144	397	10.	PRESENCE SUGGESTS INFLUENCE; WERE HEARD; GREAT NUMBERS
26	22	11.	DIFFERENT VIEWPOINT REPRESENTED
63	203	12.	HAD MORE INFLUENCE THAN BEFORE; BLACKS EXPRESSED AND/OR FOUGHT FOR VIEWS
-	21	13.	HAD LESS INFLUENCE THAN BEFORE/THAN EXPECTED
-	34	14.	MORE IMPACT THAN OTHER GROUPS; WOMEN, YOUTH, LABOR
-	20	15.	LESS IMPACT THAN OTHER GROUPS; WOMEN, YOUTH, LABOR
2	9	16.	HAMPERED CONVENTION PROCEEDINGS; PROLONGED SESSIONS
16	30	17.	MADE PEOPLE AWARE; CONSCIENCE RAISING
62	171	20.	HAD INFLUENCE (IN COMMITTEES) (GENERAL)
20	16	21.	BLACKS IN IMPORTANT CONVENTION POSITIONS
6	67	22.	ASSISTANT CHAIRPERSON OF CONVENTION A BLACK
4	4	23.	REPRESENTATION ON NATIONAL COMMITTEE
40	67	24.	RULES: INCREASED NUMBER OF BLACKS
54	204	25.	PLATFORM: ANY REFERENCE
4	298	26.	CREDENTIALS: ANY REFERENCE
14	82	29.	OTHER REFERENCE TO SPECIFIC CONVENTION COMMITTEES OR LEADERSHIP POSITIONS; STATE CAUCUSES
24	116	30.	THEY SPONSORED/SUPPORTED ISSUES (GENERAL)
-	96	31.	WELFARE RIGHTS - ANY REFERENCE
4	39	32.	ECONOMIC ISSUES, JOBS - ANY REFERENCE
-	27	33.	BUSING - ANY REFERENCE
-	15	35.	LOST SUPPORT FOR ISSUES - UNSPECIFIED
-	16	39.	OTHER REFERENCE TO SPECIFIC ISSUES
-	66	40.	INFLUENCED NOMINATION OF CANDIDATES (GENERAL)
-	182	41.	PRO MCGOVERN; INFLUENCED MCGOVERN'S NOMINATION
-	6	42.	ANTI MCGOVERN; HINDERED MCGOVERN'S NOMINATION
-	93	43.	CHISHOLM - ANY REFERENCE
-	15	44.	HUMPHREY - ANY REFERENCE
12	253	45.	CANDIDATES HAD TO LISTEN; UNITY OF GROUP (BLACKS) FORCED CANDIDATES TO RECOGNIZE THEM; BLOCK VOTE SUGGESTS POWER
-	17	46.	WALLACE - ANY REFERENCE
-	8	49.	OTHER REFERENCE TO SPECIFIC CANDIDATE
42	163	80.	GROUP CHARACTERISTICS

(CON'T.)



CONVENTION DELEGATE STUDY - PART B

VAR #

40A. (CON'T)

---

428			<u>IMPACT ON OTHERS (MEN, WOMEN, YOUTH, ETC.)</u> [SEE V426 FOR QUESTION TEXT] TWO RESPONSES CODED
-	55	1.	OTHERS HAD TO LISTEN
8	32	2.	HELPED OTHERS TO SEE BLACK CAUSE
20	23	3.	OTHER DELEGATES GOT TO SEE WHAT GROUP REALLY LIKE
4	-	4.	HAD EFFECT ON YOUNG PEOPLE
-	33	5.	NEGATIVE EFFECTS ON OTHERS; "OTHERS FELT THREATENED"
12	31	7.	OTHER REFERENCE TO IMPACT ON OTHER GROUPS - WHOLE COUNTRY AWARE OF BLACKS
411	1765	9.	NA
1785	3405	0.	INAP, CODED 4, 5, 8 OR 9 IN V425; NO SECOND RESPONSE

429      41. WHAT WAS YOUR REACTION TO THE ROLE OF LABOR AT THE CON-  
VENTION. WAS IT FAVORABLE, UNFAVORABLE, MIXED, OR WHAT.

---

335	542	1.	FAVORABLE
238	958	3.	MIXED
37	765	5.	UNFAVORABLE
182	151	8.	DK
84	69	9.	NA
244	187	0.	DID NOT PAY MUCH ATTENTION

430      42. HOW MUCH IMPACT DO YOU THINK LABOR HAD ON EVENTS AT THE  
CONVENTION, A GREAT DEAL, SOME, NOT MUCH OR NONE AT ALL.

---

106	518	1.	A GREAT DEAL
406	924	2.	SOME
343	938	4.	NOT MUCH
135	178	5.	NONE AT ALL
112	96	8.	DK
18	18	9.	NA

CONVENTION DELEGATE STUDY - PART B

VAR #

42A. IN WHAT WAYS.

TWO RESPONSES CODED IN EACH OF THREE CODE CATEGORIES

431

IMPACT ON CONVENTION PROCEDURES

66	162	10.	PRESENCE SUGGESTS INFLUENCE; WERE HEARD; GREAT NUMBERS
2	13	11.	DIFFERENT VIEWPOINT REPRESENTED
50	61	12.	HAD MORE INFLUENCE THAN BEFORE; LABOR EXPRESSED AND/OR FOUGHT FOR VIEWS
-	126	13.	HAD LESS INFLUENCE THAN BEFORE/THAN EXPECTED
-	11	14.	MORE IMPACT THAN OTHER GROUPS; WOMEN, BLACKS, YOUTH
-	3	15.	LESS IMPACT THAN OTHER GROUPS; WOMEN, BLACKS, YOUTH
-	58	16.	HAMPERED CONVENTION PROCEEDINGS; PROLONGED SESSIONS
-	7	17.	MADE PEOPLE AWARE; CONSCIENCE RAISING
44	133	20.	HAD INFLUENCE (IN COMMITTEES) (GENERAL)
-	5	21.	REPRESENTATION ON NATIONAL COMMITTEE
12	29	24.	RULES: ANY REFERENCE
160	136	25.	PLATFORM: ANY REFERENCE
-	88	26.	CREDENTIALS: ANY REFERENCE
28	25	29.	OTHER REFERENCE TO SPECIFIC CONVENTION COMMITTEES OR LEADERSHIP POSITIONS; STATE CAUCUSES
20	50	30.	THEY SPONSORED/SUPPORTED ISSUES (GENERAL)
84	19	31.	RIGHT TO WORK, JOBS - ANY REFERENCE
10	10	32.	WELFARE ISSUES - ANY REFERENCE
-	23	35.	LOST SUPPORT FOR ISSUES - UNSPECIFIED
8	38	39.	OTHER REFERENCE TO SPECIFIC ISSUES
10	80	40.	INFLUENCED NOMINATION OF CANDIDATES (GENERAL)
-	130	41.	PRO HUMPHREY
-	250	42.	HAMPERED MCGOVERN'S NOMINATION
-	57	43.	PRO JACKSON
-	66	44.	PRO MCGOVERN
18	80	45.	CANDIDATES HAD TO LISTEN; UNITY OF GROUP (LABOR) FORCED CANDIDATES TO RECOGNIZE THEM; BLOCK VOTE SUGGESTS POWER
-	79	46.	SELECTION OF VICE PRESIDENTIAL CANDIDATE
30	-	47.	NIXON REFERENCE, ANY
2	29	49.	OTHER REFERENCE TO SPECIFIC CANDIDATE
8	79	80.	GROUP CHARACTERISTICS
8	11	85.	NEGATIVE RESPONSE (GENERAL)
8	45	97.	OTHER IMPACT ON CONVENTION
16	23	98.	DK
74	103	99.	NA
1582	3315	00.	INAP, CODED 4, 5, 8 OR 9 IN V430;NO SECOND RESPONSE

CONVENTION DELEGATE STUDY - PART B

VAR #

42A. (CON'T)

---

432

IMPACT ON LABOR GENERALLY

[SEE V431 FOR QUESTION TEXT.]

TWO RESPONSES CODED

-	3	10.	IMPACT ON LABOR (GENERAL)
10	2	11.	MORE ACTIVE; MORE LABOR PEOPLE PARTICIPATING
-	19	12.	EXPRESSED AND/OR FOUGHT FOR VIEWS/ISSUES
-	15	13.	LABOR WAS UNIFIED
-	3	14.	GAVE IDENTITY TO GROUP (LABOR)
-	7	20.	UNIFIED LABOR ON ISSUES (GENERAL)
-	33	21.	DISUNIFIED LABOR ON ISSUES (GENERAL)
2	-	22.	UNIFIED/TRIED TO UNIFY LABOR IN SUPPORT OF RIGHT TO WORK
4	-	23.	CAUSED DIVISION AMONG LABOR BECAUSE OF RIGHT TO WORK
2	2	29.	OTHER REFERENCES TO SPECIFIC ISSUES
-	6	30.	TRIED TO UNITE LABOR TO SUPPORT CANDIDATES (GENERAL)
-	23	31.	TRIED TO UNITE LABOR TO SUPPORT HUMPHREY
-	8	32.	TRIED TO UNITE LABOR TO SUPPORT WOODCOCK
-	3	33.	TRIED TO UNITE LABOR TO SUPPORT EAGLETON
-	25	37.	DISUNIFIED ON CANDIDATE (GENERAL OR SPECIFIC)
4	5	39.	OTHER REFERENCE TO SPECIFIC CANDIDATE
-	3	98.	DK
490	1290	99.	NA
1728	3897	00.	INAP, CODED 4, 5, 8 OR 9 IN V430; NO SECOND RESPONSE

CONVENTION DELEGATE STUDY - PART B

VAR #

42A. (CON'T)

---

433

IMPACT ON OTHERS (MEN, WOMEN, YOUTH, ETC.)  
[SEE V431 FOR QUESTION TEXT]

TWO RESPONSES CODED

- 4 13 1. OTHERS HAD TO LISTEN
- 8 2. OTHER DELEGATES GOT TO SEE WHAT GROUP REALLY LIKE
- 39 5. NEGATIVE EFFECT ON OTHERS; "OTHERS FELT THREATENED"
- 26 7. OTHER REFERENCE TO IMPACT ON OTHER GROUPS
  
- 508 1358 9. NA
- 1728 3900 0. INAP, CODED 4, 5, 8 OR 9 IN V430; NO SECOND RESPONSE

434

43. (CARD 5) THINKING OF THE FIGHTS OVER CREDENTIALS AND THE SEATING OF DELEGATES, HOW DID YOU FEEL ABOUT THE FINAL OUTCOME CONCERNING THE CHALLENGE OF THE SOUTH CAROLINA DELEGATION. DID YOU STRONGLY AGREE, SOMEWHAT AGREE, SOMEWHAT DISAGREE OR STRONGLY DISAGREE WITH THE DECISION.

---

(DEMOCRATS ONLY)

- 473 1. STRONGLY AGREE
- 616 2. SOMEWHAT AGREE
- 204 3. MIXED FEELINGS
- 426 4. SOMEWHAT DISAGREE
- 399 5. STRONGLY DISAGREE
- 507 6. DON'T REMEMBER DECISION
  
- 17 8. DK
- 30 9. NA
- 1120 - 0. INAP, CODED 2 IN V3

435

43A. WHY DID YOU (AGREE/DISAGREE):

---

(DEMOCRATS ONLY)

- 634 1. R MAKES REFERENCE TO THE SOUTH CAROLINA CHALLENGE BEING A WOMEN'S ISSUE
- 1280 5. NO MENTION MADE OF WOMEN'S ISSUE
  
- 1120 758 0. INAP, CODED 2 IN V3 OR CODED 3, 6-9 IN V434; NO INTERVIEW

CONVENTION DELEGATE STUDY - PART B

VAR #

436 43A. WHY DID YOU (AGREE/DISAGREE).-----

(DEMOCRATS ONLY)

450 1. R MENTONES THAT CHALLENGE WAS LEGITIMATE  
152 5. R MENTIONS THAT CHALLENGE WAS NOT LEGITIMATE  
1312 9. NO MENTION OF LEGITIMACY OR NONLEGITIMACY  
1120 758 0. INAP, CODED 2 IN V3 OR CODED 3, 6-9 IN V434; NO INTERVIEW

437 44. (CARD 5) HOW DID YOU FEEL ABOUT THE FINAL DECISION CONCERNING THE SEATING OF THE CALIFORNIA DELEGATION. DID YOU STRONGLY AGREE, SOMEWHAT AGREE, SOMEWHAT DISAGREE, OR STRONGLY DISAGREE WITH THE DECISION.-----

(DEMOCRATS ONLY)

1539 1. STRONGLY AGREE  
196 2. SOMEWHAT AGREE  
72 3. MIXED FEELINGS  
162 4. SOMEWHAT DISAGREE  
660 5. STRONGLY DISAGREE  
31 6. DON'T REMEMBER DECISION  
12 9. NA  
1120 - 0. INAP, CODED 2 IN V3

438 45. (CARD 5) FINALLY, HOW DID YOU FEEL ABOUT THE FINAL DECISION ON THE CHALLENGE OF MAYOR DALEY'S DELEGATION FROM ILLINOIS.-----

( DEMOCRATS ONLY)

855 1. STRONGLY AGREE  
387 2. SOMEWHAT AGREE  
273 3. MIXED FEELINGS  
355 4. SOMEWHAT DISAGREE  
756 5. STRONGLY DISAGREE  
17 6. DON'T REMEMBER DECISION  
3 8. DK  
26 9. NA  
1120 - 0. INAP, CODED 2 IN V3

CONVENTION DELEGATE STUDY - PART B

VAR #

- 439 46. REGARDLESS OF HOW YOU FEEL ABOUT THE OUTCOMES OF THESE DECISIONS, WHAT DID YOU THINK OF THE PROCEDURES THAT WERE USED TO HANDLE THE FIGHTS OVER CREDENTIALS AND THE SEATING OF DELEGATES. WERE THEY VERY FAIR, SOMEWHAT FAIR, NOT TOO FAIR OR NOT AT ALL FAIR.
- 

(DEMOCRATS ONLY)

1073	1.	VERY FAIR
927	2.	SOMEWHAT FAIR
299	4.	NOT TOO FAIR
286	5.	NOT AT ALL FAIR
18	8.	DK
69	9.	NA
1120	-	0. INAP, CODED 2 IN V3

- 440 47. (CARD 5) TURNING NOW TO THE FIGHTS OVER THE PLATFORM, DID YOU STRONGLY AGREE, SOMEWHAT AGREE, SOMEWHAT DISAGREE OR STRONGLY DISAGREE WITH THE CONVENTION'S FINAL DECISION ON THE BUSING PLANK.
- 

(DEMOCRATS ONLY)

870	1.	STRONGLY AGREE
775	2.	SOMEWHAT AGREE
122	3.	MIXED FEELINGS
250	4.	SOMEWHAT DISAGREE
346	5.	STRONGLY DISAGREE
273	6.	DON'T REMEMBER DECISION
6	8.	DK
30	9.	NA
1120	-	0. INAP, CODED 2 IN V3

- 441 48. WHAT ABOUT THE ABORTION ISSUE: DID YOU STRONGLY AGREE, SOMEWHAT AGREE, SOMEWHAT DISAGREE OR STRONGLY DISAGREE WITH THE CONVENTION'S FINAL DECISION.
- 

(DEMOCRATS ONLY)

659	1.	STRONGLY AGREE
608	2.	SOMEWHAT AGREE
186	3.	MIXED FEELINGS
417	4.	SOMEWHAT DISAGREE
574	5.	STRONGLY DISAGREE
183	6.	DON'T REMEMBER DECISION
3	8.	DK
42	9.	NA
1120	-	0. INAP, CODED 2 IN V3

CONVENTION DELEGATE STUDY - PART B

VAR #

442 49. WHAT ABOUT THE PLANK CONCERNING ISRAEL: DID YOU STRONGLY AGREE, SOMEWHAT AGREE, SOMEWHAT DISAGREE OR STRONGLY DISAGREE WITH THE CONVENTION'S FINAL DECISION.

---

(DEMOCRATS ONLY)

662	1.	STRONGLY AGREE
871	2.	SOMEWHAT AGREE
107	3.	MIXED FEELINGS
272	4.	SOMEWHAT DISAGREE
130	5.	STRONGLY DISAGREE
600	6.	DON'T REMEMBER DECISION
5	8.	DK
25	9.	NA
1120	-	0. INAP, CODED 2 IN V3

443 50. REGARDLESS OF THE RESULTS OF THE PLATFORM FIGHTS, WHAT DID YOU THINK OF THE PROCEDURES THAT WERE FOLLOWED IN HANDLING THEM. DID YOU THINK THEY WERE VERY FAIR, SOMEWHAT FAIR, NOT TOO FAIR OR NOT AT ALL FAIR.

---

(DEMOCRATS ONLY)

1207	1.	VERY FAIR
1090	2.	SOMEWHAT FAIR
161	4.	NOT TOO FAIR
146	5.	NOT AT ALL FAIR
35	8.	DK
33	9.	NA
1120	-	0. INAP, CODED 2 IN V3

444 51. (CARD 5) HOW DID YOU FEEL ABOUT THE MANNER IN WHICH RULE 30, THE APPORTIONMENT OF DELEGATES TO THE 1976 CONVENTION, WAS HANDLED. DID YOU STRONGLY AGREE, SOMEWHAT AGREE, SOMEWHAT DISAGREE OR STRONGLY DISAGREE WITH THE FINAL DECISION.

---

(REPUBLICANS ONLY)

481	1.	STRONGLY AGREE
223	2.	SOMEWHAT AGREE
54	3.	MIXED FEELINGS
116	4.	SOMEWHAT DISAGREE
212	5.	STRONGLY DISAGREE
16	6.	DON'T REMEMBER DECISION
-	8.	DK
18	9.	NA
-	2672	0. INAP, CODED 1 IN V3

CONVENTION DELEGATE STUDY - PART B

VAR #

445 52. (CARD 5) HOW DID YOU FEEL ABOUT THE CONVENTION'S HANDLING OF THE ISSUES OF DAY CARE AND ABORTION. DID YOU STRONGLY AGREE, SOMEWHAT AGREE, SOMEWHAT DISAGREE OR STRONGLY DISAGREE WITH THE FINAL OUTCOME.

---

(REPUBLICAN WOMEN ONLY)

144	1.	STRONGLY AGREE
104	2.	SOMEWHAT AGREE
26	3.	MIXED FEELINGS
42	4.	SOMEWHAT DISAGREE
6	5.	STRONGLY DISAGREE
38	6.	DON'T REMEMBER DECISION
6	8.	DK
18	9.	NA
736	2672	0. INAP, CODED 1 IN V3 OR A MALE RESPONDENT

446 53. (CARD 5) FINALLY, HOW DID YOU FEEL ABOUT THE CONVENTION'S HANDLING OF REPRESENTATION OF WOMEN IN THE 1976 CONVENTION.

---

(REPUBLICAN WOMEN ONLY)

196	1.	STRONGLY AGREE
92	2.	SOMEWHAT AGREE
24	3.	MIXED FEELINGS
28	4.	SOMEWHAT DISAGREE
12	5.	STRONGLY DISAGREE
18	6.	DON'T REMEMBER DECISION
14	9.	NA
736	2672	0. INAP, CODED 1 IN V3 OR A MALE RESPONDENT

447 54. DID YOUR SPOUSE ACCOMPANY YOU TO THE CONVENTION.

---

(MARRIED RESPONDENTS ONLY)

555	971	1.	YES
373	1075	5.	NO
-	3	9.	NA
192	623	0.	INAP, NOT MARRIED

CONVENTION DELEGATE STUDY - PART B

VAR #

448 55. DID ANY (OTHER) MEMBERS OF YOUR FAMILY ACCOMPANY YOU TO  
THE CONVENTION.

---

275	379	1.	YES
811	2241	5.	NO
34	52	9.	NA

449 56. I WOULD LIKE TO ASK YOU ABOUT A DIFFERENT ASPECT OF THE  
CONVENTION. ABOUT HOW MUCH DID THE CONVENTION COST YOU  
PERSONALLY (APART FROM THE COSTS OF OTHER MEMBERS OF  
YOUR FAMILY WHO MAY HAVE ACCOMPANIED YOU).

---

CODE ACTUAL COST IN DOLLARS (\$000-\$997)

112	204	997.	\$997 AND ABOVE
16	74	998.	DK
28	46	999.	NA

450 57. CONVENTION EXPENSES POSE DIFFICULTIES FOR SOME DELEGATES.  
DID THE COST OF THE CONVENTION POSE A PROBLEM FOR YOU.

---

154	716	1.	YES
950	1929	5.	NO
4	5	8.	DK
12	22	9.	NA

451 58. I WOULD NOW LIKE TO ASK YOU SOME QUESTIONS ABOUT YOURSELF  
AND YOUR REACTION TO AND PARTICIPATION IN POLITICS.

DO YOU HOLD ANY PARTY POSITION NOW.

---

764	1205	1.	YES
300	1411	5.	NO
56	56	9.	NA

CONVENTION DELEGATE STUDY - PART B

VAR #

\*452            58A. WHAT POSITION IS IT.

-	6	01.	NATIONAL PARTY STAFF (DIRECTOR NATIONAL COMMITTEE, PRESS SECRETARY, ETC.)
-	-	02.	PRESIDENTIAL CAMPAIGN STAFF
65	66	03.	NATIONAL COMMITTEEMAN/COMMITTEEWOMAN
7	8	04.	OTHER NATIONAL ROLE
44	35	05.	STATE PARTY CHAIRMAN
154	202	06.	STATE CENTRAL COMMITTEE
-	-	07.	STATE CAMPAIGN DIRECTOR
114	57	08.	OTHER STATE POSITION
54	43	09.	DISTRICT CHAIRMAN
-	-	10.	DISTRICT CAMPAIGN MANAGER
84	90	11.	COUNTY CHAIRMAN/CHAIRWOMAN
54	145	12.	COUNTY BOARD
-	6	13.	COUNTY CAMPAIGN DIRECTOR
52	69	14.	OTHER COUNTY POSITION
10	10	15.	CITY CHAIRMAN
86	395	16.	OTHER LOCAL ORGANIZATION POSITION (PRECINCT, WARD)
12	55	20.	OTHER <u>DISTRICT</u> POSITION
-	6	97.	OTHER
28	12	99.	NA
356	1467	00.	INAP, CODED 5 OR 9 IN V451

453            59. HAVE YOU EVER HELD PUBLIC OFFICE.

399	708	1.	YES
695	1935	5.	NO
26	29	9.	NA

\* VARIABLE FILLED WITH MISSING DATA CODE, SEE SPECIAL SERVICING INFORMATION IN INTRODUCTION.

CONVENTION DELEGATE STUDY - PART B

VAR #

\*454

59A. WHAT IS THE HIGHEST POSITION YOU HAVE HELD.

-	-	01.	VICE PRESIDENT
20	3	02.	U.S. SENATOR
38	16	03.	CONGRESSMAN
-	3	04.	CABINET MEMBER
-	-	05.	FEDERAL JUDGE
-	-	06.	FEDERAL PROSECUTOR
-	-	07.	AMBASSADOR
10	10	08.	OTHER NATIONAL OFFICE
18	15	09.	GOVERNOR
4	-	10.	LT. GOVERNOR
36	44	11.	STATE SENATOR
32	110	12.	STATE REPRESENTATIVE
4	-	13.	STATE JUDGE
10	17	14.	STATE ADMINISTRATIVE POST
34	57	15.	OTHER STATE OFFICE
34	46	16.	MAYOR
42	118	17.	COUNCIL MEMBER
113	243	18.	OTHER LOCAL OFFICE
-	11	97.	OTHER
4	15	99.	NA
721	1964	00.	INAP, CODED 5 OR 9 IN V453

455

59B. WERE YOU ELECTED OR APPOINTED.

337	569	1.	ELECTED
60	128	2.	APPOINTED
2	11	9.	NA
721	1964	0.	INAP, CODED 5 OR 9 IN V453

\* VARIABLE FILLED WITH MISSING DATA CODE, SEE SPECIAL SERVICING INFORMATION IN INTRODUCTION.

CONVENTION DELEGATE STUDY - PART B

VAR #

456 59C. DO YOU NOW HOLD A PUBLIC OFFICE.  
-----

257	432	1.	YES
142	257	5.	NO
-	19	9.	NA
721	1964	0.	INAP, CODED 5 OR 9 IN V453

\* 457 59D. WHAT POSITION IS IT.  
-----

-	-	01.	VICE PRESIDENT
16	-	02.	U.S. SENATOR
30	13	03.	CONGRESSMAN
-	-	04.	CABINET MEMBER
-	-	05.	FEDERAL JUDGE
-	-	06.	FEDERAL PROSECUTOR
-	-	07.	AMBASSADOR
10	2	08.	OTHER NATIONAL OFFICE
12	6	09.	GOVERNOR
-	-	10.	LT. GOVERNOR
28	35	11.	STATE SENATOR
28	65	12.	STATE REPRESENTATIVE
4	-	13.	STATE JUDGE
4	12	14.	STATE ADMINISTRATIVE POST
26	20	15.	OTHER STATE OFFICE
8	38	16.	MAYOR
16	78	17.	COUNCIL MEMBER
75	154	18.	OTHER LOCAL OFFICE
-	6	97.	OTHER
-	3	99.	NA
863	2240	00.	INAP, CODED 5 OR 9 IN V453 OR CODED 5, 9, 0 IN V456

458 MARITAL STATUS  
-----

120	544	1.	R IS NOT MARRIED
902	2017	2.	R IS MARRIED
8	13	3.	R SEPARATED
38	66	4.	R DIVORCED
52	28	5.	R WIDOWED
-	4	6.	R LIVING WITH PERSON OF OPPOSITE SEX
		9.	NO INTERVIEW

\* VARIABLE FILLED WITH MISSING DATA CODE, SEE SPECIAL SERVICING INFORMATION IN INTRODUCTION.

CONVENTION DELEGATE STUDY - PART B

VAR #

459 60. TO WHAT EXTENT DO YOU FEEL YOUR POLITICAL ACTIVITIES  
CONFLICT WITH YOUR FAMILY LIFE. DO THEY CONFLICT A  
GREAT DEAL, SOMEWHAT, NOT VERY MUCH OR NOT AT ALL.

---

(MARRIED RESPONDENTS ONLY)

185	298	1.	A GREAT DEAL
303	720	2.	SOMEWHAT
190	464	4.	NOT VERY MUCH
236	538	5.	NOT AT ALL
2	-	8.	DK
12	31	9.	NA
192	621	0.	INAP, NOT MARRIED

460 60A. IN WHAT WAYS DO THEY CONFLICT.

---

(MARRIED RESPONDENTS ONLY)

TWO RESPONSES CODED

6	17	01.	EMOTIONAL STRAIN HANDLING TOO MANY COMPETING DEMANDS
10	23	02.	OPPORTUNITIES LOST FOR SPOUSE, CHILDREN; "SOCIAL LIFE OF FAMILY REDUCED", "SPOUSE CAN'T GO OUT"
42	55	03.	UNFULFILLED OBLIGATIONS TO SPOUSE; DON'T HAVE TIME FOR HUSBAND/WIFE
30	66	04.	UNFULFILLED OBLIGATIONS TO CHILDREN; "CAN'T SPEND ALL THE TIME I WOULD LIKE WITH MY CHILDREN"
166	368	05.	UNFULFILLED OBLIGATIONS TO FAMILY OR MENTION OF OBLIGATIONS FOR SPOUSE AND CHILDREN
4	28	06.	SPOUSE DISAGREES WITH, DISLIKES POLITICAL ACTIVITY; PRESENTS A GAP OR CONFLICT IN RELATIONSHIP
22	70	07.	PRACTICAL ANNOYANCES; PHONE RINGS, BABY SITTING PROBLEMS, MEALS AND HOUSEWORK SUFFER
294	541	08.	HOURS AWAY FROM HOME; TAKES A LOT/TOO MUCH TIME; NO OTHER REFERENCE
32	60	09.	FINANCIAL STRAIN; "REQUIRES MONEY"
4	21	97.	OTHER
10	24	99.	NA
1620	4071	00.	INAP, NOT MARRIED OR CODED 4, 5, 8 OR 9 IN V459; NO FURTHER RESPONSE

CONVENTION DELEGATE STUDY - PART B

VAR #

461 61. IS YOUR HUSBAND/WIFE ACTIVE IN POLITICS. -----

(MARRIED RESPONDENTS ONLY)

418	915	1. YES
488	1091	5. NO
8	17	9. NA
206	649	0. INAP, NOT MARRIED

462 61A. HAS (SHE/HE) EVER HELD ANY PUBLIC OR PARTY OFFICE. -----

(MARRIED RESPONDENTS ONLY)

138	308	1. YES
278	607	5. NO
2	-	9. NA
702	1757	0. INAP, NOT MARRIED OR CODED 5, 8 OR 9 IN V461

463 62. WHAT IS YOUR (HUSBAND'S/WIFE'S) ATTITUDE TOWARD YOUR OWN  
POLITICAL ACTIVITY. IS (HE/SHE) VERY MUCH IN FAVOR,  
SOMEWHAT IN FAVOR, SOMEWHAT OPPOSED OR VERY MUCH OPPOSED. -----

(MARRIED RESPONDENTS ONLY)

513	1142	1. VERY MUCH IN FAVOR
240	524	2. SOMEWHAT IN FAVOR
74	113	3. MIXED FEELINGS
51	164	4. SOMEWHAT OPPOSED
6	42	5. VERY MUCH OPPOSED
14	24	6. NOT CONCERNED
16	11	9. NA
206	652	0. INAP, NOT MARRIED

CONVENTION DELEGATE STUDY - PART B

VAR #

62A. WHY IS (HE/SHE) (IN FAVOR/OPOSED).

(MARRIED RESPONDENTS ONLY)

TWO RESPONSES CODED

THOSE IN FAVOR CODED IN V464

THOSE OPOSED CODED IN V465

464

SPOUSE FAVORS BECAUSE

- |      |      |    |   |
|------|------|----|---|
| 226  | 546  | 1. | AGREES WITH IT; "IF I ENJOY IT (HE/SHE) IN FAVOR" "IF I WANT TO PARTICIPATE (HE/SHE) IN FAVOR"                            |
| 306  | 671  | 2. | WE SHARE POLITICS, POINT OF VIEW; WE AGREE  |
| 194  | 404  | 3. | CITIZEN RESPONSIBILITY; PEOPLE SHOULD PARTICIPATE; THINKS IT IS VALUABLE; HELPING SOLVE THE CRUCIAL PROBLEMS OF OUR WORLD |
| 70   | 109  | 4. | THINKS I HAVE ABILITY, CAN DO A GOOD JOB; FAITH IN ME   |
| 94   | 222  | 5. | BENEFITING R OR SPOUSE (GENERAL): IT WOULD BE GOOD FOR ME"  |
| 48   | 60   | 6. | SPOUSE ACCEPTS IT - NEUTRAL TONE  |
| 12   | 31   | 7. | OTHER   |
| 23   | 76   | 9. | DK, NA  |
| 1267 | 3225 | 0. | INAP, NOT MARRIED OR CODED 6, 8 OR 9 IN V463; NO (FURTHER) FAVORABLE RESPONSE   |

465

SPOUSE OPOSES BECAUSE

[SEE V464 FOR QUESTION TEXT]

TWO RESPONSES CODED

- |      |      |    |   |
|------|------|----|---|
| 164  | 320  | 1. | OBJECTS TO DEMANDS ON TIME, ENERGY, FAMILY LIFE                           |
| 8    | 40   | 2. | DISLIKES POLITICS, DIRTY, DISHONEST, UNSEEMLY PEOPLE                      |
| -    | 7    | 3. | THINKS I AM NOT SUITED TO POLITICS; GET TOO INVOLVED, UPSET               |
| 8    | 9    | 4. | SPOUSE'S EGO  |
| 2    | 19   | 5. | SPOUSE DISAGREES WITH POLITICAL VIEWS                                     |
| 10   | 10   | 7. | OTHER   |
| 15   | 34   | 9. | DK, NA  |
| 2033 | 4905 | 0. | INAP, NOT MARRIED OR CODED 6, 8 OR 9 IN V463; NO (FURTHER) OPOSE RESPONSE |

CONVENTION DELEGATE STUDY - PART B

VAR #

63. WHAT ASPECTS OF POLITICAL ACTIVITY DO YOU LIKE MOST OR  
FIND MOST SATISFYING.

---

NOTE: EACH RESPONSE WILL BE CODED ALONG THREE DIMENSIONS: REASONS FOR PARTICIPATION CODE V466, V469, V472; VALUE CODE V467, V470, V473; AND PUBLIC CODE V468, V471, V474. THUS FOR THE FIRST RESPONSE, IT WILL BE CODED FIRST IN V466 USING THE REASONS FOR PARTICIPATION CODE, THEN IN V467 USING THE VALUE CODE, AND FINALLY IN V468 USING THE PUBLIC CODE.

IN ADDITION, A SUMMARY PERSONAL CODE SUMMARIZING THE ENTIRE ANSWER WILL BE CODED IN V475.

466 (1ST)			THREE RESPONSES CODED, FREQUENCIES FOR FIRST RESPONSES REPORTED HERE, SEE FREQUENCY ADDENDUM FOR
469 (2ND)			FREQUENCIES FOR SECOND AND THIRD RESPONSES
472 (3RD)			
	8	24	01. I WANT TO HAVE A PERSONAL CAREER IN POLITICS
	18	14	02. POLITICS IS A PART OF MY WAY OF LIFE
	4	25	11. PARTY WORK GIVES ONE VISIBILITY AND RECOGNITION
	-		12. PARTY WORK HELPS ME MAKE BUSINESS OR PROFESSIONAL CONTACTS
	16	12	21. I AM STRONGLY ATTACHED TO THE PARTY AND WANT TO GIVE IT MY SUPPORT
	16	33	31. I WANT TO GET THE PARTY AND ITS CANDIDATES TO SUPPORT THE POLICIES I BELIEVE IN
	46	223	32. I WANT TO SEE PARTICULAR CANDIDATES ELECTED
	64	90	41. PARTY WORK GIVES ME A SENSE OF FULFILLING CIVIC RESPONSIBILITY
	4	15	51. I LIKE THE FUN AND EXCITEMENT OF FULFILLING CIVIC RESPONSIBILITY
	10	32	52. I LIKE THE FEELING OF BEING CLOSE TO PEOPLE WHO ARE DOING IMPORTANT WORK
	-	2	61. PERSONAL FRIENDS OR MEMBERS OF MY FAMILY ARE ACTIVE IN THE PARTY (AS WORKERS, CANDIDATES, OR OFFICE HOLDERS)
	52	80	62. I ENJOY THE FRIENDSHIPS AND SOCIAL CONTACTS I HAVE WITH OTHER PEOPLE IN POLITICS
	852	2059	99. NA, NO SUCH REFERENCE
	30	63	00. "EVERYTHING"; NO FURTHER RESPONSE

CONVENTION DELEGATE STUDY - PART B

VAR #

63. (CON'T.)

---

467 (1ST)  
470 (2ND)  
473 (3RD)

VALUE CODE

32	118	1.	ENLIGHTENMENT - COGNITIVE - INTELLECTUAL; "TO BETTER UNDERSTAND POLITICS"
258	526	2.	SKILL; "FUND RAISING"; "ABILITY TO ORGANIZE"; "CAMPAIGNING"
320	886	3.	POWER; ACHIEVEMENT (WINNING, DEFEATING); POWER (INFLUENCING, EDUCATION); COMPETITION (ARGUING, CONFRONTATION); "GETTING PEOPLE INVOLVED", "SENSE OF ACCOMPLISHMENT", WORKING FOR CANDIDATE
61	24	4.	RECTITUDE; MORAL INTEGRITY, RIGHTEOUSNESS; "BEING ABLE TO CORRECT THE INJUSTICES IN THE WORLD", BEING CONSTRUCTIVE
289	560	5.	AFFECTION; NURTURANCE, AFFILIATION; "BEING INVOLVED", "WORKING WITH OTHERS"
-	3	6.	WEALTH
-	13	7.	DEFERENCE; REGARD FOR OTHER'S WISHES; "ACCOMMODATING TO OTHERS"
8	29	8.	WELL-BEING; ENJOYMENT; "BANQUETS, DINNERS"
122	233	9.	NA, NO SUCH RESPONSE
30	63	0.	"EVERYTHING"; NO FURTHER RESPONSE

468 (1ST)  
471 (2ND)  
474 (3RD)

PUBLIC CODE

254	478	1.	PERSONAL REFERENCE; "ADMINISTRATIVE ABILITY", "KNOWING YOU'VE DONE ALL YOU CAN", "DOING JOB PROPERLY", "SENSE OF ACCOMPLISHMENT"
384	982	2.	INTERPERSONAL REFERENCE; "WORKING WITH PEOPLE", "DIRECT CONTACT WITH VOTERS", "THE LOVELY PEOPLE YOU MEET", "LOBBYING", "CAMPAIGNING FOR A CANDIDATE"
186	234	3.	ORGANIZATIONAL REFERENCE; "LIKE TO SEE ORGANI- ZATION GROW", "PARTY ORGANIZING"
52	243	4.	SOCIETAL REFERENCE; "PEOPLE SHOULD BE MORE AWARE", "POLITICS ONLY WAY OF IMPROVING REPUBLIC"
214	672	9.	NA; NO SUCH REFERENCE; "WINNING", "CAMPAIGN- ING", "BEING INVOLVED"
30	63	0.	"EVERYTHING"; NO FURTHER RESPONSE

CONVENTION DELEGATE STUDY - PART B

VAR #

475

SUMMARY PERSONAL CODE

- 589      1178    1. R MENTIONS ONLY THAT HE/SHE GETS PERSONAL SATISFACTION
- 203      628      3. BOTH PERSONAL AND SOCIETAL GOALS, NO EMPHASIS
- 44        221      5. R MENTIONS ONLY SOCIAL GOOD; WHAT HE/SHE CAN CONTRIBUTE RATHER THAN RECEIVE
  
- 284      645      9. NA; NO SUCH REFERENCE ("JUST WINNING", CAMPAIGNING")

64. WHAT ASPECTS OF POLITICAL ACTIVITY DO YOU DISLIKE MOST OR FIND LEAST SATISFYING.

---

NOTE: EACH RESPONSE WILL BE CODED ALONG TWO DIMENSIONS: VALUE CODE, V476, V478, V480 and PUBLIC CODE V477, V479, V481. THUS FOR THE FIRST RESPONSE, IT WILL BE CODED FIRST IN V476 USING THE VALUE CODE AND THEN IN V477 USING THE PUBLIC CODE.

IN ADDITION TWO SUMMARY CODES, EACH SUMMARIZING THE ENTIRE ANSWER ALONG A DIFFERENT DIMENSION WILL BE CODED: SUMMARY PERSONAL CODE IN V482 AND SUMMARY MORAL INDIGNATION CODE IN V483.

THREE RESPONSES CODED

SEE FREQUENCY ADDENDUM FOR SECOND AND THIRD RESPONSES

476 (1ST)  
478 (2ND)  
480 (3RD)

VALUE CODE

- 22      34      1. ENLIGHTENMENT - COGNITIVE - INTELLECTUAL: "I DON'T HAVE ENOUGH TIME TO READ, TO BE KNOWLEDGEABLE"
- 308      656      2. SKILL; "FUND RAISING", "PAPER WORK", "DOORBELL RINGING", CAMPAIGNING
- 113      271      3. POWER; (ARGUING, CONFRONTATION, MANIPULATING PEOPLE, GETTING PEOPLE INVOLVED)
- 144      147      4. LACK OF RECTITUDE; "IMMORAL PRACTICES", "PATRONAGE", "HAVING TO COMPROMISE MY CONVICTIONS"
- 135      406      5. LACK OF AFFECTION; "PERSONAL CONFLICTS", "PREJUDICES OF THOSE INVOLVED", BACK-STABBING, MUD-SLINGING
- 20      54      6. WEALTH; "COSTS MONEY", "REQUIRES FINANCIAL SACRIFICES"
- 20      7. LACK OF DEFERENCE; LACK OF REGARD FOR OTHER'S WISHES
- 50      65      8. WELL-BEING; DISLIKES SOCIAL FUNCTIONS, BANQUETS
  
- 224      511      9. NA; NO SUCH REFERENCE, LOSING
- 104      208      0. "NOTHING"; NO FURTHER RESPONSE

CONVENTION DELEGATE STUDY - PART B

VAR #

64. (CON'T.)

---

477 (1ST)  
479 (2ND)  
481 (3RD)

PUBLIC CODE

- |     |      |    |  |
|-----|------|----|--|
| 130 | 297  | 1. | PERSONAL REFERENCE; "ISSUES, I DON'T HAVE TIME TO READ"  |
| 500 | 1152 | 2. | INTERPERSONAL REFERENCE; "CONTACTING PEOPLE", "TRYING TO RECRUIT PEOPLE", "FUND RAISING" - LYING, "YOU DON'T KNOW WHAT TO BELIEVE" |
| 220 | 331  | 3. | ORGANIZATIONAL REFERENCE; "ORGANIZATIONAL WORK", "INNER-PARTY SQUABBLES"   |
| 26  | 63   | 4. | SOCIETAL REFERENCE; "APATHY"   |
| 140 | 621  | 9. | NA; NO SUCH REFERENCE - "CROOKED POLITICIANS" - NO PERSONAL REFERENCE  |
| 104 | 208  | 0. | "NOTHING"; NO FURTHER RESPONSE   |

482

SUMMARY PERSONAL CODE

READ R'S ENTIRE RESPONSE AND CODE

- |      |      |    |   |
|------|------|----|---|
| 36   | 121  | 1. | R EXPRESSES DISGUST WITH POLITICAL GAME - (LOW PRIORITY)            |
| -    | 19   | 3. | R EXPRESSES BELIEF THAT POLITICAL ACTIVITY DOESN'T GET ONE ANYWHERE |
| -    | 2    | 5. | R EXPRESSES BELIEF THAT POLITICAL ACTIVITY SOCIALLY NOT GOOD        |
| 1084 | 2530 | 9. | NA; NO SUCH REFERENCE   |

483

SUMMARY MORAL INDIGNATION CODE

READ R'S ENTIRE RESPONSE AND CODE

- |      |      |    |  |
|------|------|----|--|
| 36   | 222  | 1. | R EXPRESSES MORAL DISAPPROVAL ABOUT POLITICS/POLITICIANS   |
| 8    | 11   | 2. | R EXPRESSES MORAL DISAPPROVAL ABOUT CITIZENRY APATHY       |
| -    | 9    | 3. | R EXPRESSES MORAL DISAPPROVAL ABOUT POLITICS AND CITIZENRY |
| 4    | 27   | 4. | OTHER MORAL DISAPPROVAL                                    |
| 1072 | 2403 | 9. | NA; NO SUCH REFERENCE                                      |

CONVENTION DELEGATE STUDY - PART B

VAR #

65. WHICH OF YOUR OWN PERSONAL QUALITIES MAKE YOU PARTICULARLY WELL SUITED TO POLITICS.

---

THREE RESPONSES CODED

484

PERSONAL RESOURCES

6	7	01.	WEALTH
-	-	02.	LACK OF WEALTH (CONCERN FOR)
105	240	03.	OCCUPATIONAL OR EDUCATIONAL
-	2	04.	RELIGION
8	37	05.	CHARISMA; IMAGE; PHYSICAL APPEARANCE
4	11	07.	AGE
-	14	08.	RACE
2	12	09.	SEX
-	3	10.	MARITAL STATUS
42	90	11.	SOCIALIZATION; (COME FROM POLITICAL FAMILY/ BACKGROUND)
-	3	12.	SOCIALIZATION; (DIDN'T COME FROM POLITICAL FAMILY/BACKGROUND)
26	44	13.	GOOD HEALTH; (GOOD PHYSICAL AND/OR MENTAL HEALTH); "WELL BALANCED"; "STABLE"; STAMINA
106	359	15.	INTELLIGENCE; KNOWLEDGEABLE; "UNDERSTANDS POLITICS"
35	72	17.	WELL KNOWN; WELL LIKED
50	92	18.	COMPETENCE; ABILITY; WELL QUALIFIED; EXPERIENCED
-	11	19.	OTHER SPECIFIC PERSONAL RESOURCE

INTERPERSONAL

44	74	20.	LIKE CAMPAIGNING, POLITICAL WORK, ACTIVITY
295	649	21.	LIKE (TO WORK WITH) PEOPLE
32	79	23.	LISTEN TO, LEARN FROM OTHERS
36	108	25.	ABILITY TO UNDERSTAND OTHERS; UNDERSTAND BOTH SIDES
163	464	27.	ABILITY TO COMMUNICATE; INFLUENCE OTHERS; GOOD SPEAKER
56	75	29.	ABILITY TO LEAD
216	509	31.	ABILITY TO GET ALONG WITH ALL TYPES OF PEOPLE; SKILL WITH PEOPLE
14	20	33.	ABILITY/WILLINGNESS TO COMPROMISE
80	176	35.	ABILITY TO ORGANIZE
8	16	37.	TRUST IN PEOPLE (GENERAL OR SPECIFIC)
-	2	38.	DISTRUST PEOPLE
86	163	39.	SERVICE TO OTHERS: DESIRE TO HELP OTHERS
3	32	41.	DESIRE TO INFLUENCE OTHERS; DESIRE TO LEAD
-	3	43.	REPRESENT CONSTITUENTS (ANY REFERENCE)
2	4	49.	OTHER SPECIFIC INTERPERSONAL QUALITY

(CON'T.)

CONVENTION DELEGATE STUDY - PART B

VAR #

65. (CON'T.)

---

484

PERSONALITY CHARACTERISTICS

(CON'T.)

22	114	50.	PERSONALITY (GENERAL); "WINNING PERSONALITY"
64	61	51.	TOLERANT; PATIENT (GENERAL OR SPECIFIC)
30	67	53.	EVEN-TEMPERED; KEEPS CALM UNDER PRESSURE
28	69	55.	ARTICULATE
6	72	57.	SYMPATHETIC; EMPATHETIC; COMPASSIONATE
20	56	59.	FLEXIBLE; WILLINGNESS TO ACCEPT/INNOVATE NEW IDEAS, CHANGE
2	-	60.	INFLEXIBLE
176	352	61.	HARD WORKING; PAY ATTENTION TO DETAIL; PERSEVERANCE; DEDICATED; COMMITMENT
8	18	62.	AMBITION
62	171	63.	OUTGOING PERSONALITY
-	10	64.	RETICENT; MODEST
-	19	65.	DIPLOMATIC; TACTFUL
4	2	66.	UNDIPLOMATIC; OUTSPOKEN
6	67	67.	SELF-CONFIDENCE; FAITH IN SELF; "NOT AFRAID OF ANYBODY"
110	203	69.	HONEST; ETHICAL; INTEGRITY; SINCERITY; RESPONSIBLE; TRUSTWORTHY
6	45	70.	REALISTIC; PRAGMATIC
72	211	71.	SELF-ASSURED; OPINIONATED; AGGRESSIVE; COMPETITIVE
6	6	73.	SENSE OF HUMOR
-	6	74.	LACK SENSE OF HUMOR
8	24	75.	CURIOSITY; "INQUIRING MIND"
-	3	81.	DECEITFULNESS; "BE A GOOD LIAR"
2	26	82.	IDEALISTIC
8	7	83.	SENSITIVE; EMOTIONAL
30	29	84.	TOUGH; INSENSITIVE
2	4	87.	COURAGE
32	30	88.	ENTHUSIASTIC
10	53	89.	OTHER PERSONALITY CHARACTERISTICS
-	8	90.	MORAL STANCE
44	110	91.	DESIRE TO CHANGE/IMPROVE WORLD/SOCIETY; PATRIOTIC
54	185	92.	INTEREST IN POLITICS; CONCERN FOR ISSUES
-	-	93.	NAIVITE
-	-	94.	LACK OF AMBITION
26	23	95.	TIME (SUFFICIENT)
22	48	96.	GENERAL PARTY/POLITICAL REFERENCE
-	14	97.	OTHER
22	46	98.	DK
16	60	99.	NA
1043	2426	00.	NONE; NO FURTHER RESPONSE

CONVENTION DELEGATE STUDY - PART B

VAR #

66. WHICH, IF ANY, OF YOUR OWN PERSONAL QUALITIES DO YOU SEE  
AS LIABILITIES IN POLITICS.

---

485

THREE RESPONSES CODED

PERSONAL RESOURCES

10	9	01.	WEALTH
26	92	02.	LACK OF WEALTH
20	151	03.	OCCUPATIONAL OR EDUCATIONAL
12	12	04.	RELIGION
-	9	05.	CHARISMA; IMAGE; PHYSICAL APPEARANCE
10	47	06.	LACK OF CHARISMA; NOT PROPER IMAGE
20	70	07.	AGE
14	67	08.	RACE
14	42	09.	SEX
12	17	10.	MARITAL STATUS
2	3	11.	SOCIALIZATION; (COME FROM POLITICAL FAMILY/ BACKGROUND)
2	17	12.	SOCIALIZATION; (DIDN'T COME FROM POLITICAL FAMILY/BACKGROUND)
-	2	13.	GOOD HEALTH; (GOOD PHYSICAL AND/OR MENTAL HEALTH); "WELL BALANCED"; "STABLE"; STAMINA
4	31	14.	POOR HEALTH; (POOR PHYSICAL AND/OR MENTAL HEALTH); LACK STAMINA
4	2	15.	INTELLIGENCE; KNOWLEDGEABLE; "UNDERSTANDS POLITICS"
10	61	16.	LACK SUFFICIENT INTELLIGENCE; LACK KNOWLEDGE; "DOESN'T UNDERSTAND POLITICS"
-	-	17.	NOT WELL KNOWN
-	15	18.	NOT QUALIFIED; INEXPERIENCED
11	37	19.	OTHER SPECIFIC PERSONAL RESOURCE

INTERPERSONAL

18	13	20.	DON'T LIKE CAMPAIGNING, POLITICAL WORK, ACTIVITY
2	29	22.	DON'T LIKE (TO WORK WITH) PEOPLE
-	16	24.	INABILITY/DON'T LIKE TO LISTEN TO, LEARN FROM OTHERS
2	4	25.	ABILITY TO UNDERSTAND OTHERS; UNDERSTAND BOTH SIDES
8	11	26.	INABILITY TO UNDERSTAND BOTH SIDES, UNDERSTAND OTHERS
52	113	28.	INABILITY TO COMMUNICATE, INFLUENCE OTHERS; POOR SPEAKER
-	4	29.	LEADERSHIP QUALITIES
-	8	30.	INABILITY TO LEAD
70	102	32.	INABILITY TO GET ALONG WITH ALL TYPES OF PEOPLE; LACK SKILL WITH PEOPLE; FORGET PEOPLE'S NAMES
46	110	34.	INABILITY/UNWILLINGNESS TO COMPROMISE
14	24	36.	INABILITY TO ORGANIZE
18	46	37.	TRUST IN PEOPLE; GULLIBLE

(CON'T.)

CONVENTION DELEGATE STUDY - PART B

VAR #

66. (CON'T.)

---

485	4	7	38.	DISTRUST PEOPLE (GENERAL OR SPECIFIC)
	6	3	39.	SERVICE TO OTHERS; DESIRE TO HELP OTHERS
(CON'T.)	2	-	40.	LACK OF DESIRE TO SERVE OTHERS, HELP OTHERS
	-	5	42.	LACK OF DESIRE TO INFLUENCE OTHERS; TO LEAD
	-	5	44.	DON'T LIKE SOCIAL ASPECTS OF POLITICS
	4	8	49.	OTHER SPECIFIC INTERPERSONAL QUALITY

PERSONALITY CHARACTERISTICS

	6	6	50.	PERSONALITY (GENERAL)
130	272	52.	INTOLERANT, IMPATIENT (GENERAL OR SPECIFIC)	
	8	28	53.	IMPULSIVENESS; TALKS TOO MUCH
	46	128	54.	SHORT TEMPERED
	-	14	56.	INARTICULATE
	10	48	57.	SYMPATHETIC; EMPATHETIC; COMPASSIONATE
	10	17	58.	UNSYMPATHETIC; LACKING EMPATHY; LACKING COMPASSION
	-	9	59.	TOO FLEXIBLE
	16	64	60.	INFLEXIBLE; UNWILLINGNESS TO ACCEPT/ INNOVATE CHANGE, NEW IDEAS
	12	19	61.	HARD WORKING; PERSEVERANCE
	38	86	62.	NOT HARD WORKING; DON'T PAY ATTENTION TO DETAIL; LACK PERSEVERANCE; PROCRASTINATE
	42	104	63.	RETICENT; MODEST
	36	98	64.	SHY
	128	257	66.	UNDIPLOMATIC; OUTSPOKEN
	18	78	67.	IDEALISTIC
	6	28	68.	LACK CONFIDENCE; LACK FAITH IN SELF
	36	236	69.	HONEST; ETHICAL; INTEGRITY; SINCERITY; RESPONSIBLE; TRUSTWORTHY
	8	11	70.	AMBITION
	100	208	71.	SELF-ASSURED; OPINIONATED; AGGRESSIVE; COMPETITIVE
	8	35	72.	INDECISIVE
	-	3	73.	SENSE OF HUMOR
	2	11	74.	LACK SENSE OF HUMOR
	-	4	75.	CURIOSITY; "INQUIRING MIND"
	4	7	76.	SORE LOSER; "TAKE DEFEAT BADLY"
	-	2	81.	DECEITFULNESS; GOOD LIAR
	-	5	82.	IDEALISTIC
	58	170	83.	SENSITIVE; EMOTIONAL
	4	11	84.	TOUGH; INSENSITIVE
	2	6	85.	SELF-CONFIDENT
	32	28	86.	OVER-COMMITTED; "CAN'T SAY NO"
	4	5	88.	ENTHUSIASTIC; OPTIMISTIC
	12	43	89.	OTHER PERSONALITY CHARACTERISTIC

(CON'T.)

CONVENTION DELEGATE STUDY - PART B

VAR #

66. (CON'T.)

---

485	2	10	90.	MORAL STANCE
(CON'T.)	-	-	91.	LACK DESIRE TO CHANGE/IMPROVE WORLD/SOCIETY
	-	15	92.	CONCERN FOR ISSUES
	6	2	93.	NAIVITE
	6	5	94.	LACK AMBITION
	56	94	95.	TIME (TOO LITTLE)
	30	139	96.	GENERAL PARTY/POLITICAL REFERENCE
	8	11	97.	OTHER
	58	116	98.	DK
	48	57	99.	NA
	1953	4334	00.	NONE; NO FURTHER RESPONSE

486 67. (CARD 6) HOW DIFFICULT WOULD YOU FIND EACH OF THE FOLLOWING SITUATIONS THAT CAN ARISE IN POLITICAL ACTIVITY:

67A. DIVIDING YOUR TIME AND ATTENTION TO MEET MANY DIFFERENT DEMANDS

---

199	523	1.	VERY DIFFICULT
457	1077	2.	SOMEWHAT DIFFICULT
4	8	3.	UNCERTAIN
304	780	4.	NOT VERY DIFFICULT
146	268	5.	NOT AT ALL DIFFICULT
-	2	8.	DK
10	14	9.	NA

487 67B. THE LOSS OF PRIVACY

---

147	436	1.	VERY DIFFICULT
364	866	2.	SOMEWHAT DIFFICULT
10	43	3.	UNCERTAIN
373	895	4.	NOT VERY DIFFICULT
210	411	5.	NOT AT ALL DIFFICULT
-	2	8.	DK
16	19	9.	NA

CONVENTION DELEGATE STUDY - PART B

VAR #

488

67C. OPENING YOURSELF TO ATTACK AND CRITICISM

150	318	1.	VERY DIFFICULT
375	800	2.	SOMEWHAT DIFFICULT
12	50	3.	UNCERTAIN
329	990	4.	NOT VERY DIFFICULT
242	493	5.	NOT AT ALL DIFFICULT
-	2	8.	DK
12	19	9.	NA

489

67D. HAVING TO ARGUE WITH PEOPLE ABOUT ISSUES

74	79	1.	VERY DIFFICULT
147	405	2.	SOMEWHAT DIFFICULT
14	28	3.	UNCERTAIN
412	1084	4.	NOT VERY DIFFICULT
441	1049	5.	NOT AT ALL DIFFICULT
-	2	8.	DK
32	25	9.	NA

490

67E. HAVING TO COMPROMISE YOUR CONVICTIONS

321	1101	1.	VERY DIFFICULT
406	905	2.	SOMEWHAT DIFFICULT
18	50	3.	UNCERTAIN
174	357	4.	NOT VERY DIFFICULT
114	189	5.	NOT AT ALL DIFFICULT
6	2	8.	DK
81	68	9.	NA

CONVENTION DELEGATE STUDY - PART B

VAR #

491            67F. HAVING TO WORK WITH INCOMPETENT PEOPLE

404	973	1.	VERY DIFFICULT
400	968	2.	SOMEWHAT DIFFICULT
20	41	3.	UNCERTAIN
190	444	4.	NOT VERY DIFFICULT
70	197	5.	NOT AT ALL DIFFICULT
2	2	8.	DK
34	47	9.	NA

492            67G. HAVING TO COMPETE WITH OTHERS

18	88	1.	VERY DIFFICULT
100	365	2.	SOMEWHAT DIFFICULT
20	28	3.	UNCERTAIN
451	1158	4.	NOT VERY DIFFICULT
509	1004	5.	NOT AT ALL DIFFICULT
2	4	8.	DK
20	25	9.	NA

493            67H. THE POSSIBILITY OF LOSING

140	375	1.	VERY DIFFICULT
306	743	2.	SOMEWHAT DIFFICULT
34	69	3.	UNCERTAIN
328	846	4.	NOT VERY DIFFICULT
296	617	5.	NOT AT ALL DIFFICULT
2	4	8.	DK
14	18	9.	NA

CONVENTION DELEGATE STUDY - PART B

VAR #

I WILL NOW READ SEVERAL HYPOTHETICAL SITUATIONS THAT COULD HAPPEN. PLEASE IMAGINE THAT EACH OF THESE HAS HAPPENED TO YOU.

68. YOU ARE A CANDIDATE FOR PUBLIC OFFICE. YOUR OPPONENT HAS BEEN CONDUCTING A PERSONALLY INSULTING, NEARLY SLANDEROUS CAMPAIGN AGAINST YOU. WHAT WOULD YOUR REACTION BE.

---

494

TWO RESPONSES CODED

ACTION CODE

78	185	10.	CONFRONTATION - NO MENTION OF TYPE OF BEHAVIOR: "I WOULD FIGHT BACK"; "I WOULD NOT TAKE IT LYING DOWN"; "I WOULD DENY ACCUSATION"
2	6	15.	CONFRONTATION - WITHDRAWAL: "I WOULD GIVE UP RACE"
36	122	20.	CONFRONTATION - ACCUSATION - <u>USING SAME OR SIMILAR METHODS</u> : "I WOULD BE AS SLANDEROUS AS MY OPPONENT"; "I WOULD TURN IT AGAINST OPPONENT WITH RIDICULE"; PERSONAL ATTACK
228	836	25.	CONFRONTATION - ACCUSATION - <u>USING OTHER METHODS</u> : "I WOULD ANSWER BACK BUT NOT IN KIND" OR NA METHODS
62	188	30.	CONFRONT SITUATION BUT DISCUSS (ONLY) THE ISSUES: "I WOULD CONFRONT MY OPPONENT BUT ADDRESS MYSELF TO THE ISSUES OF THE CAMPAIGN"; "I WOULD CLARIFY MY STAND ON ISSUES"
178	338	40.	AVOID, IGNORE THE ATTACK AND STICK TO THE ISSUES: "I WOULD AVOID THAT ASPECT OF THE CAMPAIGN AND STICK TO ISSUES"
458	826	50.	IGNORE; DO NOTHING AND ASSUME PEOPLE WILL LEARN THE TRUTH
42	61	60.	DEPENDS ON THE SITUATION
118	276	70.	EMOTIONAL RESPONSE ONLY; NO ACTION; "I'D BE HURT", "I'D FEEL SORRY FOR THEM"
14	28	97.	OTHER
8	22	98.	DK
22	68	99.	NA
994	2388	00.	NO SECOND RESPONSE

CONVENTION DELEGATE STUDY - PART B

VAR #

68. (CON'T.)

---

495 SUMMARY CODE FOR QUESTION 68. (HOW R WOULD FEEL)

---

164	359	1.	ANGER
28	53	2.	RESENTMENT, DISGUST
89	228	3.	UPSET, DISAPPOINTED, HURT, BOTHERED
4	12	4.	SELF-DOUBT: ANY EMOTION INDICATING RETREAT OR WITHDRAWAL
64	173	5.	WOULD SHOW NO EMOTION, WOULD REMAIN CALM; "WOULDN'T BOTHER ME"
18	56	6.	OTHER
753	1791	9.	NA; NO EMOTIONAL CONTENT IN ANSWER

69. THE MEDIA FIND YOU A PARTICULARLY PERSONABLE AND APPEALING CANDIDATE. EVERYWHERE YOU GO, REPORTERS AND CAMERAS FOLLOW YOU, ASKING FOR DETAILS OF BOTH YOUR PERSONAL AND POLITICAL LIFE. WHAT WOULD YOUR REACTION BE.

---

496	576	1381	1.	OPEN AND RECEPTIVE: "GIVE MORE INFORMATION THAN MOST PEOPLE"; "I WOULD BE PLEASED"; "I WOULD LIKE IT"; "I WOULD GIVE IT TO THEM" (FEELING THAT PRIVATE LIFE IS IN PUBLIC DOMAIN)
	212	558	2.	OPEN AND RECEPTIVE, BUT WITHIN LIMITS: "I WOULD TRY NOT TO INVOLVE TOO MUCH OF MY PERSONAL LIFE - BUT I WOULD NOT ALIENATE THE MEDIA"
	86	250	4.	SEPARATION BETWEEN PUBLIC AND PRIVATE LIFE: "PUBLIC LIFE SHOULD BE PUBLIC BUT PRIVATE LIFE SHOULD BE KEPT PRIVATE"
	44	124	5.	PROTECT PRIVATE LIFE - BUT RESPONSE IS NEGATIVE; STRONGLY OPPOSE; "PERSONAL LIFE IS NONE OF THEIR BUSINESS"
	114	154	7.	OTHER
	8	40	8.	DK
	80	165	9.	NA

CONVENTION DELEGATE STUDY - PART B

VAR #

69. (CON'T.)

---

497

SUMMARY CODE

- |     |      |    |  |
|-----|------|----|--|
| 126 | 320  | 1. | WANT PUBLICITY FOR USEFULNESS TO CAMPAIGN;<br>"THE GOOD WILL OF THE MEDIA MEANS A GOOD<br>DEAL TO A CANDIDATE" |
| 94  | 217  | 2. | WANT PUBLICITY FOR EMOTIONAL GRATIFICATION   |
| 135 | 265  | 3. | <u>OBLIGATION</u> - FEELING ONE MUST <u>EXPECT</u> THAT<br>IN PUBLIC LIFE                                      |
| 765 | 1870 | 9. | NA; NO MENTION OF PURPOSE OR GOAL OF RESPONSE  |

70. YOU WANT TO BE ELECTED TO PUBLIC OFFICE. THE SUCCESS OF  
YOUR CAMPAIGN WOULD DEPEND HEAVILY ON THE SUPPORT OF MANY  
PEOPLE. IT APPEARS THAT THEIR INITIAL ENTHUSIASM FOR  
YOUR CAMPAIGN HAS WEAKENED CONSIDERABLY. WHAT WOULD YOUR  
REACTION BE.

---

498

TWO RESPONSES CODED

- |     |     |     |  |
|-----|-----|-----|--|
| 142 | 275 | 10. | SOURCE - <u>NO ACTION</u> (GENERAL): "I WOULD<br>TRY TO FIND OUT REASONS"  |
| 48  | 91  | 15. | SOURCE FOUND IN SELF - <u>NO ACTION</u> : "I<br>WOULD HAVE TO COME BACK TO ME AND LOOK<br>INTO WHAT I HAD INITIALLY DONE"            |
| 303 | 819 | 20. | SOURCE WITH ACTION REFERENCE (GENERAL):<br>"I WOULD TRY TO FIND OUT THE REASONS AND<br>ACT ACCORDINGLY"                              |
| 32  | 139 | 25. | SOURCE FOUND IN SELF WITH ACTION REFERENCE<br>(SPECIFIC): "IF I WERE TO BLAME I WOULD<br>REASSESS MY POSITION AND THEN FIGHT HARDER" |
| 271 | 614 | 30. | ACTION RESPONSE ONLY: "I WOULD WORK HARDER"  |
| 90  | 158 | 32. | ACTION RESPONSE: STRESS <u>OLD</u> ISSUES TO<br>REGAIN ENTHUSIASM; OR NA <u>SPECIFIC</u> MENTION<br>WHETHER OLD OR NEW               |
| 48  | 88  | 34. | ACTION RESPONSE: STRESS <u>NEW</u> ISSUES TO<br>RENEW ENTHUSIASM   |

(CON'T.)

CONVENTION DELEGATION STUDY - PART B

VAR #

70. (CON'T.)

---

498	28	95	36.	ACTION RESPONSE: "I WOULD WITHDRAW", "I WOULD LOSE"
(CON'T.)	14	73	38.	I WOULD ACCEPT IT
	180	508	40.	ACTION RESPONSE: INTERPERSONAL SOLUTION: "I WOULD GO TO THE PEOPLE"
	86	128	50.	ACTION RESPONSE: PLACE IN THE HANDS OF OTHERS; "CREATE COMMITTEE TO FIND OUT"; "I WOULD GET A NEW CAMPAIGN MANAGER"
	12	35	60.	DEPENDS ON SITUATION
	60	104	70.	EMOTIONAL RESPONSE ONLY; NO ACTION
	6	15	97.	OTHER
	10	19	98.	DK
	20	67	99.	NA
	890	2116	00.	INAP; NO SECOND RESPONSE

499

SUMMARY CODE FOR QUESTION 70

20	43	1.	DISAPPOINTMENT WITH SELF
-	2	2.	DISAPPOINTMENT WITH OTHERS
76	211	3.	BOTH DISAPPOINTMENT WITH SELF AND OTHERS OR NA WHETHER SELF OR OTHERS
2	6	4.	ANGER
64	159	5.	OTHER EMOTIONAL RESPONSE
958	2251	9.	NA; NO SUCH RESPONSE; NO FEELINGS EXPRESSED

CONVENTION DELEGATE STUDY - PART B

VAR #

71. (CARD 7) HERE IS A CARD ON WHICH SEVERAL SCALES DESCRIBING INDIVIDUAL QUALITIES OF PEOPLE ARE REPRESENTED. WHERE WOULD YOU PLACE YOURSELF IN GENERAL ON EACH OF THESE SCALES. THE FIRST SCALE RANGES FROM CONFIDENT TO INSECURE. WHERE WOULD YOU PLACE YOURSELF ON THIS SCALE.

500

71A. CONFIDENT: INSECURE

389	776	1.	CONFIDENT
411	945	2.	
184	535	3.	
74	231	4.	
26	76	5.	
-	31	6.	
-	15	7.	INSECURE
36	63	9.	NA

501

71B. DEPENDENT: INDEPENDENT

66	153	1.	DEPENDENT
59	188	2.	
62	132	3.	
65	191	4.	
144	343	5.	
394	902	6.	
290	706	7.	INDEPENDENT
40	57	9.	NA

502

71C. AMBITIOUS: NOT AMBITIOUS

315	768	1.	AMBITIOUS
280	658	2.	
196	493	3.	
157	382	4.	
58	144	5.	
38	123	6.	
44	39	7.	NOT AMBITIOUS
32	65	9.	NA

CONVENTION DELEGATE STUDY - PART B

VAR #

503      71D. CALM: ANXIOUS

---

160	360	1.	CALM
269	521	2.	
230	491	3.	
276	692	4.	
93	345	5.	
40	143	6.	
20	60	7.	ANXIOUS
32	60	9.	NA

504      71E. RATIONAL: IRRATIONAL

---

408	727	1.	RATIONAL
430	1094	2.	
178	452	3.	
54	259	4.	
18	46	5.	
-	19	6.	
-	12	7.	IRRATIONAL
32	63	9.	NA

505      71F. NON-COMPETITIVE: COMPETITIVE

---

24	102	1.	NON-COMPETITIVE
60	146	2.	
44	124	3.	
130	290	4.	
150	437	5.	
326	751	6.	
356	761	7.	COMPETITIVE
30	61	9.	NA

CONVENTION DELEGATE STUDY - PART B

VAR #

506            71G. UNSYMPATHETIC: SYMPATHETIC

---

30	41	1.	UNSYMPATHETIC
32	62	2.	
14	61	3.	
157	248	4.	
186	397	5.	
348	865	6.	
317	937	7.	SYMPATHETIC
36	61	9.	NA

507            71H. EMOTIONAL: UNEMOTIONAL

---

56	209	1.	EMOTIONAL
127	454	2.	
204	643	3.	
348	707	4.	
154	306	5.	
138	212	6.	
58	71	7.	UNEMOTIONAL
35	70	9.	NA

508            71I. SUBTLE: DIRECT

---

20	36	1.	SUBTLE
51	126	2.	
58	210	3.	
208	493	4.	
216	394	5.	
301	790	6.	
228	542	7.	DIRECT
38	81	9.	NA

CONVENTION DELEGATE STUDY - PART B

VAR #

509 71J. FLEXIBLE: INFLEXIBLE

---

142	353	1.	FLEXIBLE
307	690	2.	
260	558	3.	
224	619	4.	
98	213	5.	
40	146	6.	
19	21	7.	INFLEXIBLE
30	72	9.	NA

510 71K. DECISIVE: INDECISIVE

---

306	655	1.	DECISIVE
480	987	2.	
162	590	3.	
96	233	4.	
32	83	5.	
10	38	6.	
-	22	7.	INDECISIVE
34	64	9.	NA

511 72. (CARD 8) IN GENERAL, WHICH OF THE FOLLOWING EVENTS WOULD UPSET YOU MOST.

---

244	743	1.	FINDING THAT A FRIEND IS ANGRY WITH ME
186	667	2.	FINDING THAT MY VIEWS ARE IGNORED
656	1209	3.	FAILING IN SOMETHING THAT I'VE TRIED TO DO
6	9	8.	DK
28	44	9.	NA

CONVENTION DELEGATE STUDY - PART B

VAR #

512            72A. (CARD 8) WHICH WOULD UPSET YOU LEAST.

346	885	1.	FINDING THAT A FRIEND IS ANGRY WITH ME
604	1119	2.	FINDING THAT MY VIEWS ARE IGNORED
116	597	3.	FAILING IN SOMETHING THAT I'VE TRIED TO DO
16	16	8.	DK
38	55	9.	NA

513            73. (CARD 9) WHICH OF THE FOLLOWING IS MOST IMPORTANT TO YOU.

696	1647	1.	HAVING IDEAS THAT CAN BE USED TO SOLVE POLITICAL PROBLEMS
128	267	2.	MAKING FRIENDS WITH INTERESTING PEOPLE ACTIVE IN POLITICS
256	707	3.	HAVING INFLUENCE AND POWER OVER WHAT POLITICAL LEADERS DO
4	7	8.	DK
36	44	9.	NA

514            73A. (CARD 9) WHICH IS LEAST IMPORTANT TO YOU.

72	146	1.	HAVING IDEAS THAT CAN BE USED TO SOLVE POLITICAL PROBLEMS
555	1644	2.	MAKING FRIENDS WITH INTERESTING PEOPLE ACTIVE IN POLITICS
457	820	3.	HAVING INFLUENCE AND POWER OVER WHAT POLITICAL LEADERS DO
4	14	8.	DK
32	48	9.	NA

CONVENTION DELEGATE STUDY - PART B

VAR #

515            74. (CARD 10) REGARDLESS OF WHETHER OR NOT YOU HAVE CHILDREN OR REGARDLESS OF WHAT YOUR CHILDREN ARE ACTUALLY LIKE, WHAT WOULD YOU WANT FOR THEM. IMAGINE THAT YOU HAVE A DAUGHTER, WHICH ONE OF THE FOLLOWING THREE THINGS WOULD YOU MOST LIKE HER TO DO.

---

13	38	1. EXCEL IN SPORTS
469	956	2. HAVE MANY FRIENDS, BE POPULAR
578	1522	3. BE A LEADER
-	12	8. DK
60	144	9. NA

516            74A. (CARD 10) WHICH WOULD YOU SECOND MOST LIKE FOR HER TO DO.

---

146	379	1. EXCEL IN SPORTS
497	1276	2. HAVE MANY FRIENDS, BE POPULAR
415	856	3. BE A LEADER
2	21	8. DK
60	140	9. NA

517            75. (CARD 11) WHICH OF THESE OTHER THREE THINGS WOULD YOU MOST LIKE YOUR DAUGHTER TO DO.

---

660	1747	1. SHOW KINDNESS TOWARDS PLAYMATES
28	64	2. FIGHT, NOT RUN, IF ATTACKED BY ANOTHER CHILD
378	784	3. BE EXCELLENT IN SCHOOL WORK
4	4	8. DK
50	73	9. NA

CONVENTION DELEGATE STUDY - PART B

VAR #

518            75A. (CARD 11) WHICH WOULD YOU SECOND MOST LIKE FOR HER TO DO.

343	757	1.	SHOW KINDNESS TOWARDS PLAYMATES
183	358	2.	FIGHT, NOT RUN, IF ATTACKED BY ANOTHER CHILD
542	1447	3.	BE EXCELLENT IN SCHOOL WORK
2	6	8.	DK
50	104	9.	NA

519            76. (CARD 10) NOW IMAGINE THAT YOU HAVE A SON. WHICH ONE OF THE FOLLOWING THINGS WOULD YOU MOST LIKE HIM TO DO.

53	158	1.	EXCEL IN SPORTS
202	530	2.	HAVE MANY FRIENDS, BE POPULAR
799	1829	3.	BE A LEADER
-	15	8.	DK
66	140	9.	NA

520            76A. (CARD 10) WHICH WOULD YOU SECOND MOST LIKE FOR HIM TO DO.

250	576	1.	EXCEL IN SPORTS
589	1373	2.	HAVE MANY FRIENDS, BE POPULAR
215	558	3.	BE A LEADER
-	24	8.	DK
66	141	9.	NA

CONVENTION DELEGATE STUDY - PART B

VAR #

521 77. (CARD 11) WHICH OF THESE OTHER THREE THINGS WOULD YOU MOST  
LIKE YOUR SON TO DO.

---

486	1514	1.	SHOW KINDNESS TOWARDS PLAYMATES
156	188	2.	FIGHT, NOT RUN, IF ATTACKED BY ANOTHER CHILD
424	896	3.	BE EXCELLENT IN SCHOOL WORK
-	2	8.	DK
54	72	9.	NA

522 77A. (CARD 11) WHICH WOULD YOU SECOND MOST LIKE HIM TO DO.

---

366	710	1.	SHOW KINDNESS TOWARDS PLAYMATES
272	569	2.	FIGHT, NOT RUN, IF ATTACKED BY ANOTHER CHILD
428	1288	3.	BE EXCELLENT IN SCHOOL WORK
-	6	8.	DK
54	99	9.	NA

523 78A. HERE ARE A NUMBER OF STATEMENTS ABOUT OTHER PEOPLE.  
FIRST, GENERALLY SPEAKING, WOULD YOU SAY YOU CAN TRUST  
MOST PEOPLE OR THAT YOU CAN'T BE TOO CAREFUL IN DEALING  
WITH MOST PEOPLE.

---

907	1926	1.	YOU CAN TRUST MOST PEOPLE
179	697	5.	YOU CAN'T BE TOO CAREFUL IN DEALING WITH MOST PEOPLE
34	49	9.	NA

CONVENTION DELEGATE STUDY - PART B

VAR #

524 78B. WOULD YOU SAY THAT MOST OF THE TIME PEOPLE TRY TO BE  
HELPFUL OR THAT THEY MOSTLY LOOK OUT FOR THEMSELVES.

---

764	1630	1.	PEOPLE TRY TO BE HELPFUL
300	947	5.	PEOPLE LOOK OUT FOR THEMSELVES
4	15	8.	DK
52	80	9.	NA

525 78C. DO YOU THINK MOST PEOPLE, IF THEY ARE GIVEN A CHANCE,  
TRY TO TAKE ADVANTAGE OF YOU OR DO YOU THINK MOST  
PEOPLE TRY TO TREAT YOU FAIRLY.

---

116	345	1.	MOST PEOPLE TRY TO TAKE ADVANTAGE OF YOU
974	2280	5.	MOST PEOPLE TRY TO TREAT YOU FAIRLY
6	6	8.	DK
24	41	9.	NA

526 79. (CARD 12) I WILL READ A NUMBER OF STATEMENTS ABOUT HOW  
PEOPLE SEE THEMSELVES. ALTHOUGH YOU MAY FIND SOME  
STATEMENTS DIFFICULT TO APPLY TO YOURSELF, PLEASE TELL  
ME AS BEST AS YOU CAN HOW MUCH EACH STATEMENT IS TRUE  
OF YOU.

79A. I ENJOY WORK THAT REQUIRES ATTENTION TO DETAILS

---

419	837	1.	VERY TRUE
383	1091	2.	SOMEWHAT TRUE
232	567	4.	NOT VERY TRUE
64	159	5.	NOT AT ALL TRUE
22	18	9.	NA



CONVENTION DELEGATE STUDY - PART B

VAR #

530 79E. I ENJOY SITUATIONS AND PROBLEMS WHICH SEEM TO HAVE NO  
OBVIOUS SOLUTIONS

---

246	543	1.	VERY TRUE
437	940	2.	SOMEWHAT TRUE
291	745	4.	NOT VERY TRUE
120	418	5.	NOT AT ALL TRUE

26	26	9.	NA
----	----	----	----

531 79F. I'M NOT EMBARRASSED WHEN PEOPLE PRAISE ME FOR THINGS I'VE  
DONE WELL

---

317	856	1.	VERY TRUE
458	1057	2.	SOMEWHAT TRUE
262	579	4.	NOT VERY TRUE
61	157	5.	NOT AT ALL TRUE

-	3	8.	DK
22	20	9.	NA

532 79G. I ENJOY CAREFUL PLANNING AND SCHEDULING OF MY ACTIVITIES

---

512	1031	1.	VERY TRUE
376	865	2.	SOMEWHAT TRUE
168	522	4.	NOT VERY TRUE
36	218	5.	NOT AT ALL TRUE

-	5	8.	DK
28	31	9.	NA

CONVENTION DELEGATE STUDY - PART B

VAR #

533 79H. I LIKE TO ARGUE BOTH SIDES OF AN ISSUE  
-----

453	1022	1.	VERY TRUE
347	801	2.	SOMEWHAT TRUE
190	551	4.	NOT VERY TRUE
100	268	5.	NOT AT ALL TRUE
-	3	8.	DK
30	27	9.	NA

534 79I. I GET SO INVOLVED IN OTHER PEOPLE THAT I LOSE TRACK OF  
MY OWN NEEDS AND FEELINGS  
-----

203	438	1.	VERY TRUE
417	990	2.	SOMEWHAT TRUE
370	880	4.	NOT VERY TRUE
104	332	5.	NOT AT ALL TRUE
-	6	8.	DK
26	26	9.	NA

535 79J. I PREFER DOING ONE THING AT A TIME TO BEING INVOLVED IN  
SEVERAL THINGS AT ONCE  
-----

166	375	1.	VERY TRUE
220	544	2.	SOMEWHAT TRUE
482	1109	4.	NOT VERY TRUE
226	613	5.	NOT AT ALL TRUE
-	2	8.	DK
26	29	9.	NA

CONVENTION DELEGATE STUDY - PART B

VAR #

536 79K. I DON'T THINK ABOUT MY OWN MOTIVES FOR DOING THINGS

302	410	1.	VERY TRUE
374	764	2.	SOMEWHAT TRUE
316	1001	4.	NOT VERY TRUE
98	467	5.	NOT AT ALL TRUE
-	5	8.	DK
30	25	9.	NA

537 80. WHAT DO YOU PERSONALLY FEEL ARE THE MOST IMPORTANT PROBLEMS FACING OUR GOVERNMENT.

THREE RESPONSES CODED

IMPORTANT PROBLEM CODE

SOCIAL WELFARE PROBLEMS

22	29	005.	<u>POPULATION INCREASE; BIRTH CONTROL; ABORTION</u>
101	336	010.	<u>UNEMPLOYMENT; UNEMPLOYMENT COMPENSATION; JOB RETRAINING; AID FOR DEPRESSED ECONOMIC AREAS, SMALL BUSINESSES, ETC.</u>
32	158	020.	<u>AID TO EDUCATION; FINANCIAL ASSISTANCE TO SCHOOLS AND/OR COLLEGES; IMPROVED SCHOOL MATERIALS; BETTER TEACHERS; EDUCATION</u>
-	2	025.	DAY CARE CENTERS
4	11	027.	WOMEN REFERENCES - <u>ANY</u>
2	41	030.	ASSISTANCE TO AGED; <u>SOCIAL SECURITY</u> ; (NO MENTION OF MEDICARE FOR AGED)
4	4	033.	<u>MEDICAL CARE FOR THE AGED, MEDICARE</u>
16	90	040.	<u>HEALTH PROBLEMS; QUALITY, COST OF MEDICAL CARE; MEDICAL RESEARCH; TRAINING OF DOCTORS AND OTHER HEALTH PERSONNEL; MORE AND BETTER HOSPITALS</u>
-	4	042.	MENTAL HEALTH
50	172	050.	<u>HOUSING, SLUMS, GHETTOS, URBAN BLIGHT, URBAN RENEWAL, PLANNING; DEMONSTRATION CITIES (INCLUDE GENERAL REFERENCE TO URBAN PROBLEMS); PLAYGROUNDS</u>
136	361	060.	<u>POVERTY; POOR, UNDERPRIVILEGED PEOPLE; WELFARE PROGRAMS (SUCH AS ADC); WELFARE PAYMENTS; RENT SUBSIDIES (INCLUDE GENERAL REFERENCE TO ANTI-POVERTY PROGRAMS, GREAT SOCIETY), HUNGER, MALNUTRITION</u>

(CON'T.)

CONVENTION DELEGATE STUDY - PART B

VAR #

537

80. (CON'T.)

---

- 3 062. ASSISTANCE TO NEGROES PARTICULARLY -- HOUSING, EDUCATION, JOBS, ETC.
- 6 4 063. ASSISTANCE TO OTHER MINORITY GROUPS -- INDIANS, MEXICAN-AMERICANS, PUERTO RICANS, ETC. OR MINORITIES (GENERAL)
- 10 26 065. REFERENCE TO CLASS STRUCTURE: I.E., POLARIZATION OF CLASSES
- 54 100 090. OTHER SOCIAL WELFARE PROBLEMS; VAGUE REFERENCES TO WELFARE

AGRICULTURAL AND NATURAL RESOURCES PROBLEMS

- 2 6 100. FARM ECONOMICS: SUBSIDIES, CROP PAYMENTS, SOIL BANK
- - 110. NON-ECONOMIC REFERENCES TO FARM PROGRAM, E.G., FREEDOM FOR THE FARMER
- - 120. SURPLUS FOOD DISPOSAL
- - 130. GENERAL REFERENCES TO FARM PROBLEMS
- - 140. FARM LABOR SUPPLY; SHORTAGE OF MIGRANT LABOR
- 12 18 150. CONSERVATION OF NATURAL RESOURCES; FORESTS, PARKS, WILDLIFE, MINERALS; ECOLOGY PROBLEMS
- 60 231 152. PREVENTION OF WATER, AIR POLLUTION; POLLUTION; ENVIRONMENTAL PROBLEMS
- 8 17 160. DEVELOPMENT OF NATURAL RESOURCES: HARBORS, DAMS, CANALS, IRRIGATION, FLOOD CONTROL, NAVIGATION, RECLAMATION; LOCATION, MINING, STOCKPILING OF MINERALS; WATER POWER, ATOMIC POWER
- - 170. BEAUTIFICATION OF HIGHWAYS, CITIES, ETC.
- 8 3 180. GENERAL REFERENCES TO NATURAL RESOURCES
- 4 - 190. OTHER AGRICULTURAL AND NATURAL RESOURCES PROBLEMS

(CON'T.)

CONVENTION DELEGATE STUDY - PART B

VAR #

537

80. (CON'T.)

(CON'T.)

LABOR PROBLEMS, UNION-MANAGEMENT RELATIONS

- - 200. PROTECTION OF WORKERS FROM UNIONS; RIGHT TO WORK LAWS; DEMOCRACY IN UNIONS; ELIMINATION OF RACKETEERS, COMMUNISTS IN UNIONS; FINANCIAL ACCOUNTABILITY OF UNION OFFICIALS; ANTI-UNION LEGISLATION OR ANTI-UNION ATTITUDES
- 12 201. WORKING PEOPLE'S PROBLEMS (GENERAL)
- - 213. ARBITRATION OF LABOR-MANAGEMENT DISPUTES; CONTROL OF STRIKES; PREVENTION OF STRIKES IN ESSENTIAL INDUSTRIES (INCLUDE ANY REFERENCE TO SPECIFIC STRIKES OR STRIKING GROUPS)
- - 222. SUPPORT OF UNIONS VIS-A-VIS EMPLOYERS; FREEDOM TO STRIKES; PERMISSION FOR CLOSED SHOP; PRO-UNION LEGISLATION
- - 225. PROTECTION OF MIGRANT LABORERS
- 3 230. GOVERNMENT WAGE GUIDELINES; UNION WAGE INCREASE
- 9 231. INCREASE IN MINIMUM WAGE; EXPANSION OF MINIMUM WAGE COVERAGE; IMPROVEMENTS IN WAGES
- 7 290. OTHER REFERENCES TO LABOR PROBLEMS

RACIAL AND PUBLIC ORDER PROBLEMS

- 6 18 300. PROTECTION (EXPANSION) OF NEGRO CIVIL RIGHTS: PRO-BUSING; SCHOOL, HOUSING INTEGRATION, FAIR EMPLOYMENT PRACTICES; RIGHT TO VOTE; FAIR TREATMENT BY POLICE
- 8 62 303. PROTECTION (EXPANSION) OF CIVIL RIGHTS OF OTHER (OR ALL) MINORITY GROUPS
- 8 11 310. PROTECTION OF WHITE MAJORITY; PREVENTION OF RACE MIXING; MAINTENANCE OF SEGREGATED SCHOOLS, NO BUSING; RIGHT TO CHOOSE OWN NEIGHBORS; RIGHT TO DISCRIMINATE IN EMPLOYMENT
- 66 379 340. CIVIL RIGHTS, RACIAL PROBLEMS (GENERAL OR VAGUE REFERENCE IN WHICH R'S PERSONAL PERSPECTIVE IS UNCLEAR OR PRO-CON) BUSING, NO DIRECTION
- 6 85 350. PROTECTION OF CIVIL LIBERTIES, RIGHTS OF ACCUSED, FREEDOM OF SPEECH, ETC. (INCLUDES CODDLING CRIMINALS, ETC.)
- - 359. CAMPUS DISORDERS, DISTURBANCES AND RIOTS ON COLLEGE CAMPUSES (ANY SCHOOL)

(CON'T.)

CONVENTION DELEGATE STUDY - PART B

VAR #

537

80. (CON'T.)

- 
- 36 39 360. GENERAL REFERENCE TO PUBLIC DISORDER, LAW AND ORDER (NA IF 361, 362, 364); MORE LAW ENFORCEMENT
  - 2 2 361. (NEGRO) RIOTS SPECIFICALLY
  - - 362. WAR PROTESTS, DEMONSTRATORS SPECIFICALLY
  - 95 73 363. NARCOTICS CONTROL; DRUG ADDICTION; PEP PILLS, LSD, MARIJUANA, ETC.
  - 16 21 364. VIOLENCE, TROUBLE IN THE STREETS, JUVENILE DELINQUENCY SPECIFICALLY, BOMBINGS
  - 3 365. LICENSING, CONTROL OF GUNS, OTHER WEAPONS
  - 94 115 366. CRIME (GENERAL)
  - 2 370. CONTROL OF RIGHT-WING EXTREMISTS, AMERICAN NAZIS, MINUTEMEN, ETC.
  - 7 371. CONTROL OF LEFT-WING EXTREMISTS, COMMUNISTS, SUBVERSIVES; INTERNAL COMMUNIST THREAT
  - 34 43 380. MORAL, RELIGIOUS DECAY OF NATION (GENERAL)
  - 2 - 382. SCHOOL PRAYERS (SPECIFICALLY)
  - 10 30 383. PROBLEMS OF YOUNG PEOPLE; E.G. DRINKING, SEXUAL FREEDOM, DISCIPLINE, MIXED UP THINKING, HIPPIES; COMMUNICATION WITH YOUNG; GENERATION GAP
  - 4 - 384. REVOLUTIONARY IDEAS, APPROACHES ETC. (RESPONSES NOT COVERED BY 370-371)
  - 6 8 390. OTHER RACIAL AND PUBLIC ORDER PROBLEMS
  - 2 - 391. HIJACKING

ECONOMIC, BUSINESS, AND CONSUMER PROBLEMS

- 182 238 400. INFLATION, HIGH PRICES, HIGH COST OF LIVING
- - 403. GOVERNMENT PRICE GUIDELINE OR CONTROLS
- 9 405. GENERAL STATEMENT OF WAGE AND PRICE CONTROLS
- 46 158 411. TAXATION; FAIR TAX STRUCTURE
- 4 108 415. REDISTRIBUTION OF WEALTH
- 312 471 420. NATIONAL ECONOMY; ECONOMIC GROWTH; PROSPERITY; PREVENTION OF RECESSION, DEPRESSION, GENERAL REFERENCES TO ECONOMY; TRANSITION FROM WAR TO PEACE ECONOMY
- 87 76 432. GOVERNMENT SPENDING; NATIONAL DEBT; BALANCING THE BUDGET
- 4 13 433. GOLD OUTFLOW; CONTROL OF FOREIGN INVESTMENTS, TOURISM, IMPORTS, FOREIGN TRADE (GENERAL)

(CON'T.)

CONVENTION DELEGATE STUDY - PART B

VAR #

537

80. (CON'T.)

---

- 11 435. TIGHT MONEY MARKET; INTEREST RATES
- - 441. PROTECTION OF SMALL BUSINESS FROM DISCOUNT HOUSES, CHAINS, LARGE CORPORATIONS, FAIR TRADE LAWS; ANTITRUST LAWS
- 20 445. POWER OF BIG BUSINESS OVER PEOPLE
- 24 24 450. CONTROL OF BUSINESS (PROFITS); STIFLING OF INDIVIDUAL INITIATIVE, FREE ENTERPRISE; TREND TOWARDS SOCIALISM
- 12 8 452. REGULATION OF INTER-STATE COMMERCE, TRANSPORTATION, AND COMMUNICATION; AIR TRAVEL, RAILWAYS, TELEVISION, ETC.; CONTROL OF CONTENT OF THE MEDIA
- 9 461. TARIFF RATES; PROTECTION OF AMERICAN BUSINESS FROM FOREIGN COMPETITION
- - 462. IMMIGRATION POLICIES
- - 470. PROTECTION OF THE CONSUMER; TRUTH IN LABELING, PACKAGING, LENDING; CONTROL OF MEDICINES, POISONS, HARMFUL PRODUCTS; INSURANCE
- - 471. AUTO, HIGHWAY, AIRPLANE SAFETY
- 10 10 480. EXPANSION OF HIGHWAYS; MASS TRANSPORTATION PROBLEMS
- 12 16 490. OTHER ECONOMIC PROBLEMS
- 66 85 499. GENERAL REFERENCE TO DOMESTIC PROBLEMS

FOREIGN AFFAIRS PROBLEMS

- 243 961 500. VIETNAM; "THE WAR"; INDOCHINA; CAMBODIA; POW-MIA'S; PARIS PEACE NEGOTIATIONS
- - 510. CUBA
- - 512. PREVENTION OF RUSSIAN (COMMUNIST) EXPANSION
- 16 24 524. MIDDLE EAST -- ISRAEL, JORDAN, EGYPT
- - 525. RHODESIA
- - 529. OTHER SPECIFIC TROUBLE SPOTS
- 20 - 530. FIRMNESS IN FOREIGN POLICY; MAINTENANCE OF POSITION OF MILITARY STRENGTH
- 8 62 540. EXTENT OF FOREIGN INVOLVEMENT, COMMITMENT (GENERAL MENTION); MILITARY ASSISTANCE, IMPERIALISM
- 2 570. FOREIGN (ECONOMIC) AID PROGRAM
- 146 270 580. PREVENTION OF WAR, ESTABLISHMENT OF PEACE (GENERAL MENTION)

(CON'T.)

CONVENTION DELEGATE STUDY - PART B

VAR #

537

80. (CON'T.)

---

- 7 600. RELATIONS WITH THE UNITED NATIONS; SUPPORT FOR THE UNITED NATIONS
- 8 2 611. PEACEFUL RELATIONS WITH RUSSIA, EASTERN EUROPE
- 5 620. COLD WAR; THREAT OF EXTERNAL COMMUNISM
- 6 4 621. THREAT OF COMMUNISM, NA WHETHER THREAT IS FROM EXTERNAL OR INTERNAL COMMUNISM
- 2 630. PEACEFUL RELATIONS WITH COMMUNIST CHINA; SUPPORT FOR LEGAL RECOGNITION OF COMMUNIST CHINA
- - 641. GOOD RELATIONS WITH LATIN AMERICAN COUNTRIES; ALLIANCE FOR PROGRESS
- 2 642. GOOD RELATIONS WITH AFRICAN, ASIAN COUNTRIES, DEVELOPING AREAS
- - 650. GOOD RELATIONS WITH WESTERN EUROPE: GREAT BRITAIN, FRANCE, GERMANY, OUR ALLIES
- - 652. GERMAN REARMAMENT
- - 653. GERMAN UNIFICATION
- 2 29 660. OBLIGATION TO TAKE CARE OF PROBLEMS AT HOME BEFORE HELPING FOREIGN COUNTRIES, NATIONALISM
- 79 141 680. GENERAL MENTION OF FOREIGN RELATIONS, FOREIGN AFFAIRS, PRESTIGE ABROAD
- 8 6 690. OTHER SPECIFIC FOREIGN AFFAIRS ITEMS

NATIONAL DEFENSE PROBLEMS

- 4 20 710. DISARMAMENT; ENDING OF ARMS RACE; NUCLEAR PROLIFERATION; THE EXTENSION OF TEST-BAN TREATY
- 77 730. SIZE, QUALITY OF ARMED FORCES; SPENDING LEVEL
- - 733. SELECTIVE SERVICE SYSTEM; UNIVERSAL CONSCRIPTION; DRAFT
- 26 734. INFLUENCE OF THE MILITARY; CIVILIAN CONTROL OF MILITARY DEFENSE MANAGEMENT
- 5 740. WEAPONS DEVELOPMENT; MISSILE PROGRAM; SCIENTIFIC DEVELOPMENT; BOMB TESTING
- 2 744. SPACE RACE; ANY MENTION
- - 760. MORE BENEFITS FOR VETERANS
- 30 39 770. MORALE OF NATION; PATRIOTISM; NATIONAL SPIRIT - LACK OF NATIONAL UNITY
- 6 - 771. AMNESTY; DESERTION
- 18 8 780. GENERAL MENTION OF NATIONAL DEFENSE
- 2 790. OTHER SPECIFIC NATIONAL DEFENSE ITEMS

(CON'T.)

CONVENTION DELEGATE STUDY - PART B

VAR #

537

80. (CON'T.)

---

(CON'T.)

PROBLEMS RELATING TO THE FUNCTIONING OF THE  
GOVERNMENT

24	179	800.	<u>HONESTY, MORALITY, ETHICS IN GOVERNMENT</u>
50	225	801.	TRUST IN GOVERNMENT
12	120	805.	REARRANGE GOVERNMENT PRIORITIES; REDISTRIBU- TION OF RESOURCES; "WRONG DIRECTION"
30	38	810.	QUALITY, EFFICIENCY OF PUBLIC EMPLOYEES, DIPLOMATS, CIVIL SERVICE, GOVERNMENT BUREAUCRACY; COST OF GOVERNMENT
32	36	811.	<u>SIZE OF GOVERNMENT BUREAUCRACY, CIVIL SERVICE</u>
82	121	812.	<u>PERVASIVENESS OF GOVERNMENT CONTROLS OVER THE PRIVATE CITIZEN; CITIZEN-GOVERNMENT RELATION- SHIP IN GENERAL: COMMUNICATION BETWEEN GOVERNMENT AND CITIZEN</u>
-	-	813.	COMPENSATION OF GOVERNMENT EMPLOYEES; OFFICIALS, CONGRESSMEN, JUDGES
6	36	820.	GOVERNMENT CONTROL OF INFORMATION; SECRECY; NEWS MANAGEMENT
36	83	830.	<u>WISDOM, ABILITY, GENERAL REPRESENTATIVENESS OF POLITICAL LEADERS, CONGRESSMEN, SUPREME COURT</u>
4	24	831.	GOVERNMENT, POLITICIANS CATERING TO MINORITY GROUPS; LACK OF DEVOTION TO GENERAL WELFARE, LACK OF SERVICE TO ALL THE PEOPLE; LOBBYING; LOBBYISTS
2	-	840.	SPECIFIC PROBLEMS OF REPRESENTATION; APPOR- TIONMENT; UNDER-REPRESENTATION OF CITIES, SUBURBS
10	7	842.	<u>FAIR ELECTION PROCEDURES; PREVENTION OF VOTE MANIPULATION; CURBING OF POLITICAL "BOSSES"; NEED FOR BETTER POLITICIANS, POLITICAL PARTIES, ELECTORAL PROCEDURES, ETC., GOVERNMENT REFORM</u>
22	21	850.	POWER OF FEDERAL GOVERNMENT VIS-A-VIS STATES; LOSS OF STATES RIGHTS
8	69	860.	<u>POWER OF PRESIDENT; ANY ANTI-NIXON COMMENTS, REFERENCE TO QUALITY, STYLE, ETC.</u>
4	10	870.	<u>POWER OF CONGRESS</u>
8	9	880.	POWER OF SUPREME COURT; GENERAL REFERENCE TO COURT SYSTEM
10	30	885.	POWER OF GOVERNMENT; NA WHAT SPECIFICALLY
4	21	890.	OTHER PROBLEMS RELATING TO THE FUNCTIONING OF THE GOVERNMENT

(CON'T.)

CONVENTION DELEGATE STUDY - PART B

VAR #

537

80. (CON'T.)

---

32 13 895. INEFFECTIVENESS OF GOVERNMENT; "GOVERNMENT  
NOT SOLVING PROBLEMS"  
22 35 897. FORM OF GOVERNMENT; PRESERVE IDEALS OF  
FOUNDERS, ETC.

MISCELLANEOUS AND MISSING DATA

38 88 900. QUALITY OF LIFE; FEELING OF DISCONTENT,  
DISSATISFACTION; MATERIALISM; FEAR  
4 49 970. APATHY  
28 14 971. MOTIVATION; WORKING FOR WHAT YOU BELIEVE IN;  
BRINGING ABOUT CHANGE  
14 76 972. LACK OF CONCERN FOR PEOPLE; INTERPERSONAL  
RELATIONSHIPS  
12 29 974. BETTERMENT OF SOCIETY REFERENCE (GENERAL OR  
SPECIFIC)  
- 13 975. TECHNOLOGY REFERENCE: "COMPLEXITY OF SOCIETY"  
- 12 976. KEEPING INFORMED; FINDING SOLUTIONS TO  
PROBLEMS  
4 11 980. POLITICAL IDEOLOGIES: LIBERALISM, CONSER-  
VATISM, CAPITALISM, PLURALISTIC SOCIETY  
6 11 981. PROTESTANT ETHIC ERODING: "PEOPLE DEPEND TOO  
MUCH ON THE GOVERNMENT", "WELFARE STATE"  
- 9 982. SOCIALIZATION OF MINORITIES; ATTITUDES AND  
RELATIONS WITH SOCIETY AS A WHOLE  
  
18 26 997. OTHER (ITEMS THAT DO NOT FIT ANY OF THE ABOVE)  
- - 998. DK  
4 5 999. NA  
555 1099 991. NO PROBLEMS MENTIONED; NO SECOND OR THIRD  
PROBLEM

CONVENTION DELEGATE STUDY - PART B

VAR #

538 81. WHAT DO YOU PERSONALLY FEEL ARE THE MOST IMPORTANT  
PROBLEMS FACING PEOPLE LIKE YOU TOADY.

---

THREE RESPONSES CODED

IMPORTANT PROBLEM CODE

SOCIAL WELFARE PROBLEMS

16	5	005.	<u>POPULATION INCREASE</u> ; BIRTH CONTROL; ABORTION
26	115	010.	<u>UNEMPLOYMENT</u> ; UNEMPLOYMENT COMPENSATION; JOB RETRAINING; AID FOR DEPRESSED ECONOMIC AREAS, SMALL BUSINESSES, ETC.
55	109	020.	<u>AID TO EDUCATION</u> ; FINANCIAL ASSISTANCE TO SCHOOLS AND/OR COLLEGES; IMPROVED SCHOOL MATERIALS; BETTER TEACHERS; EDUCATION
-	6	025.	DAY CARE CENTERS
6	24	027.	WOMEN REFERENCES - ANY
18	42	030.	ASSISTANCE TO AGED; <u>SOCIAL SECURITY</u> ; (NO MENTION OF MEDICARE FOR AGED)
6	4	033.	MEDICAL CARE FOR THE AGED, <u>MEDICARE</u>
38	97	040.	<u>HEALTH PROBLEMS</u> ; QUALITY, COST OF MEDICAL CARE; MEDICAL RESEARCH; TRAINING OF DOCTORS AND OTHER HEALTH PERSONNEL; MORE AND BETTER HOSPITALS
-	5	042.	MENTAL HEALTH
8	79	050.	<u>HOUSING</u> , SLUMS, GHETTOS, URBAN BLIGHT, URBAN RENEWAL, PLANNING; DEMONSTRATION CITIES (INCLUDE GENERAL REFERENCE TO URBAN PROBLEMS); PLAYGROUNDS
28	79	060.	<u>POVERTY</u> ; POOR, UNDERPRIVILEGED PEOPLE; WELFARE PROGRAMS (SUCH AS ADC); WELFARE PAYMENTS; RENT SUBSIDIES (INCLUDE GENERAL REFERENCE TO ANTI- POVERTY PROGRAMS, GREAT SOCIETY), HUNGER, MALNUTRITION

(CON'T.)

CONVENTION DELEGATE STUDY - PART B

VAR #

538

81 (CON'T.)

(CON'T.)

11	8	3	062.	ASSISTANCE TO NEGROES PARTICULARLY -- HOUSING, EDUCATION, JOBS, ETC.
6	9	4	063.	ASSISTANCE TO OTHER MINORITY GROUPS -- INDIANS, MEXICAN-AMERICANS, PUERTO RICANS, ETC. OR MINORITIES (GENERAL)
14	17	26	065.	REFERENCE TO CLASS STRUCTURE: I.E., POLARIZATION OF CLASSES
2	28	100	090.	OTHER SOCIAL WELFARE PROBLEMS; VAGUE REFERENCES TO WELFARE

AGRICULTURAL AND NATURAL RESOURCES PROBLEMS

-	-	6	100.	<u>FARM ECONOMICS</u> : SUBSIDIES, CROP PAYMENTS, SOIL BANK
-	-	-	110.	NON-ECONOMIC REFERENCES TO FARM PROGRAM, E.G., FREEDOM FOR THE FARMER
-	-	-	120.	SURPLUS FOOD DISPOSAL
-	5	-	130.	GENERAL REFERENCES TO FARM PROBLEMS
-	-	-	140.	<u>FARM LABOR SUPPLY</u> ; SHORTAGE OF MIGRANT LABOR
2	5	18	150.	<u>CONSERVATION OF NATURAL RESOURCES</u> ; FORESTS, PARKS, WILDLIFE, MINERALS; ECOLOGY PROBLEMS
34	116	231	152.	PREVENTION OF WATER, AIR POLLUTION; POLLUTION; ENVIRONMENTAL PROBLEMS
4	-	17	160.	<u>DEVELOPMENT OF NATURAL RESOURCES</u> : HARBORS, DAMS, CANALS, IRRIGATION, FLOOD CONTROL, NAVIGATION, RECLAMATION; LOCATION, MINING, STOCKPILING OF MINERALS; WATER POWER, ATOMIC POWER
-	-	-	170.	BEAUTIFICATION OF HIGHWAYS, CITIES, ETC.
-	-	3	180.	GENERAL REFERENCES TO NATURAL RESOURCES
-	-	-	190.	OTHER AGRICULTURAL AND NATURAL RESOURCES PROBLEMS

(CON'T.)

CONVENTION DELEGATE STUDY - PART B

VAR #

538

81 (CON'T.)

(CON'T.)

LABOR PROBLEMS, UNION-MANAGEMENT RELATIONS

- 9 200. PROTECTION OF WORKERS FROM UNIONS; RIGHT TO WORK LAWS; DEMOCRACY IN UNIONS; ELIMINATION OF RACKETEERS, COMMUNISTS IN UNIONS; FINANCIAL ACCOUNTABILITY OF UNION OFFICIALS; ANTI-UNION LEGISLATION OR ANTI-UNION ATTITUDES
- 12 201. WORKING PEOPLE'S PROBLEMS (GENERAL)
- - 213. ARBITRATION OF LABOR-MANAGEMENT DISPUTES; CONTROL OF STRIKES; PREVENTION OF STRIKES IN ESSENTIAL INDUSTRIES (INCLUDE ANY REFERENCE TO SPECIFIC STRIKES OR STRIKING GROUPS)
- - 222. SUPPORT OF UNIONS VIS-A-VIS EMPLOYERS; FREEDOM TO STRIKES; PERMISSION FOR CLOSED SHOP; PRO-UNION LEGISLATION
- - 225. PROTECTION OF MIGRANT LABORERS
- 6 9 230. GOVERNMENT WAGE GUIDELINES; UNION WAGE INCREASE
- 6 231. INCREASE IN MINIMUM WAGE; EXPANSION OF MINIMUM WAGE COVERAGE; IMPROVEMENTS IN WAGES
- 10 3 290. OTHER REFERENCES TO LABOR PROBLEMS

RACIAL AND PUBLIC ORDER PROBLEMS

- 2 31 300. PROTECTION (EXPANSION) OF NEGRO CIVIL RIGHTS: PRO-BUSING; SCHOOL, HOUSING INTEGRATION, FAIR EMPLOYMENT PRACTICES; RIGHT TO VOTE; FAIR TREATMENT BY POLICE
- 2 35 303. PROTECTION (EXPANSION) OF CIVIL RIGHTS OF OTHER (OR ALL) MINORITY GROUPS
- - 310. PROTECTION OF WHITE MAJORITY; PREVENTION OF RACE MIXING; MAINTENANCE OF SEGREGATED SCHOOLS, NO BUSING; RIGHT TO CHOOSE OWN NEIGHBORS; RIGHT TO DISCRIMINATE IN EMPLOYMENT
- 28 155 340. CIVIL RIGHTS, RACIAL PROBLEMS (GENERAL OR VAGUE REFERENCE IN WHICH R'S PERSONAL PERSPECTIVE IS UNCLEAR OR PRO-CON) BUSING, NO DIRECTION
- 79 350. PROTECTION OF CIVIL LIBERTIES, RIGHTS OF ACCUSED, FREEDOM OF SPEECH, ETC. (INCLUDES CODDLING CRIMINALS, ETC.)
- - 359. CAMPUS DISORDERS, DISTURBANCES AND RIOTS ON COLLEGE CAMPUSES (ANY SCHOOL)

(CON'T.)

CONVENTION DELEGATE STUDY - PART B

VAR #

538

81 (CON'T.)

(CON'T.)

- 8 15 360. GENERAL REFERENCE TO PUBLIC DISORDER, LAW AND ORDER (NA IF 361, 362, 364); MORE LAW ENFORCEMENT
- 2 - 361. (NEGRO) RIOTS SPECIFICALLY
- - 362. WAR PROTESTS, DEMONSTRATORS SPECIFICALLY
- 72 65 363. NARCOTICS CONTROL; DRUG ADDICTION; PEP PILLS, LSD, MARIJUANA, ETC.
- 26 23 364. VIOLENCE, TROUBLE IN THE STREETS, JUVENILE DELINQUENCY SPECIFICALLY, BOMBINGS
- - 365. LICENSING, CONTROL OF GUNS, OTHER WEAPONS
- 57 70 366. CRIME (GENERAL)
- - 370. CONTROL OF RIGHT-WING EXTREMISTS, AMERICAN NAZIS, MINUTEMEN, ETC.
- 4 - 371. CONTROL OF LEFT-WING EXTREMISTS, COMMUNISTS, SUBVERSIVES; INTERNAL COMMUNIST THREAT
- 46 36 380. MORAL, RELIGIOUS DECAY OF NATION (GENERAL)
- - 382. SCHOOL PRAYERS (SPECIFICALLY)
- 65 55 383. PROBLEMS OF YOUNG PEOPLE; E.G. DRINKING, SEXUAL FREEDOM, DISCIPLINE, MIXED UP THINKING, HIPPIES; COMMUNICATION WITH YOUNG; GENERATION GAP
- 2 - 384. REVOLUTIONARY IDEAS, APPROACHES ETC. (RESPONSES NOT COVERED BY 370-371)
- 10 4 390. OTHER RACIAL AND PUBLIC ORDER PROBLEMS
- - 391. HIJACKING

ECONOMIC, BUSINESS, AND CONSUMER PROBLEMS

- 164 361 400. INFLATION, HIGH PRICES, HIGH COST OF LIVING
- 3 403. GOVERNMENT PRICE GUIDELINE OR CONTROLS
- 4 8 405. GENERAL STATEMENT OF WAGE AND PRICE CONTROLS
- 143 258 411. TAXATION; FAIR TAX STRUCTURE
- 33 415. REDISTRIBUTION OF WEALTH
- 140 172 420. NATIONAL ECONOMY; ECONOMIC GROWTH; PROSPERITY; PREVENTION OF RECESSION, DEPRESSION, GENERAL REFERENCES TO ECONOMY; TRANSITION FROM WAR TO PEACE ECONOMY
- 12 20 432. GOVERNMENT SPENDING; NATIONAL DEBT; BALANCING THE BUDGET
- 3 433. GOLD OUTFLOW; CONTROL OF FOREIGN INVESTMENTS, TOURISM, IMPORTS, FOREIGN TRADE (GENERAL)

(CON'T.)

CONVENTION DELEGATE STUDY - PART B

VAR #

538

81 (CON'T.)

(CON'T.)	-	-	435.	TIGHT MONEY MARKET; INTEREST RATES
	20	-	441.	PROTECTION OF SMALL BUSINESS FROM DISCOUNT HOUSES, CHAINS, LARGE CORPORATIONS, FAIR TRADE LAWS; ANTITRUST LAWS
	-	3	445.	POWER OF BIG BUSINESS OVER PEOPLE
	30	26	450.	CONTROL OF BUSINESS (PROFITS); STIFLING OF INDIVIDUAL INITIATIVE, FREE ENTERPRISE; TREND TOWARDS SOCIALISM
	4	10	452.	REGULATION OF INTER-STATE COMMERCE, TRANSPORTATION, AND COMMUNICATION; AIR TRAVEL, RAILWAYS, TELEVISION, ETC.; CONTROL OF CONTENT OF THE MEDIA
	-	-	461.	TARIFF RATES; PROTECTION OF AMERICAN BUSINESS FROM FOREIGN COMPETITION
	-	-	462.	IMMIGRATION POLICIES
	-	9	470.	PROTECTION OF THE CONSUMER; TRUTH IN LABELING, PACKAGING, LENDING; CONTROL OF MEDICINES, POISONS, HARMFUL PRODUCTS; INSURANCE
	4	-	471.	AUTO, HIGHWAY, AIRPLANE SAFETY
	2	3	480.	EXPANSION OF HIGHWAYS; MASS TRANSPORTATION PROBLEMS
	-	16	490.	OTHER ECONOMIC PROBLEMS
	7	6	499.	GENERAL REFERENCE TO DOMESTIC PROBLEMS

FOREIGN AFFAIRS PROBLEMS

28	156	500.	VIETNAM; "THE WAR"; INDOCHINA; CAMBODIA; POW-MIA'S; PARIS PEACE NEGOTIATIONS
-	-	510.	CUBA
-	-	512.	PREVENTION OF RUSSIAN (COMMUNIST) EXPANSION
-	-	524.	MIDDLE EAST -- ISRAEL, JORDAN, EGYPT
-	-	525.	RHODESIA
-	-	529.	OTHER SPECIFIC TROUBLE SPOTS
4	-	530.	FIRMNESS IN FOREIGN POLICY; MAINTENANCE OF POSITION OF MILITARY STRENGTH
-	4	540.	EXTENT OF FOREIGN INVOLVEMENT, COMMITMENT (GENERAL MENTION); MILITARY ASSISTANCE, IMPERIALISM
-	6	570.	FOREIGN (ECONOMIC) AID PROGRAM
18	63	580.	PREVENTION OF WAR, ESTABLISHMENT OF PEACE (GENERAL MENTION)

(CON'T.)

CONVENTION DELEGATE STUDY - PART B

VAR #

538

81 (CON'T.)

(CON'T.)

- - 600. RELATIONS WITH THE UNITED NATIONS; SUPPORT FOR THE UNITED NATIONS
- 3 611. PEACEFUL RELATIONS WITH RUSSIA, EASTERN EUROPE
- - 620. COLD WAR; THREAT OF EXTERNAL COMMUNISM
- 4 - 621. THREAT OF COMMUNISM, NA WHETHER THREAT IS FROM EXTERNAL OR INTERNAL COMMUNISM
- 2 630. PEACEFUL RELATIONS WITH COMMUNIST CHINA; SUPPORT FOR LEGAL RECOGNITION OF COMMUNIST CHINA
- - 641. GOOD RELATIONS WITH LATIN AMERICAN COUNTRIES; ALLIANCE FOR PROGRESS
- - 642. GOOD RELATIONS WITH AFRICAN, ASIAN COUNTRIES, DEVELOPING AREAS
- - 650. GOOD RELATIONS WITH WESTERN EUROPE: GREAT BRITAIN, FRANCE, GERMANY, OUR ALLIES
- - 652. GERMAN REARMAMENT
- - 653. GERMAN UNIFICATION
- 9 660. OBLIGATION TO TAKE CARE OF PROBLEMS AT HOME BEFORE HELPING FOREIGN COUNTRIES, NATIONALISM
- 24 680. GENERAL MENTION OF FOREIGN RELATIONS, FOREIGN AFFAIRS, PRESTIGE ABROAD
- 4 690. OTHER SPECIFIC FOREIGN AFFAIRS ITEMS

NATIONAL DEFENSE PROBLEMS

- - 710. DISARMAMENT; ENDING OF ARMS RACE; NUCLEAR PROLIFERATION; THE EXTENSION OF TEST-BAN TREATY
- 5 730. SIZE, QUALITY OF ARMED FORCES; SPENDING LEVEL
- 5 733. SELECTIVE SERVICE SYSTEM; UNIVERSAL CONSCRIPTION; DRAFT
- 2 734. INFLUENCE OF THE MILITARY; CIVILIAN CONTROL OF MILITARY DEFENSE MANAGEMENT
- 2 740. WEAPONS DEVELOPMENT; MISSILE PROGRAM; SCIENTIFIC DEVELOPMENT; BOMB TESTING
- - 744. SPACE RACE; ANY MENTION
- 2 - 760. MORE BENEFITS FOR VETERANS
- 10 19 770. MORALE OF NATION; PATRIOTISM; NATIONAL SPIRIT - LACK OF NATIONAL UNITY
- - 771. AMNESTY; DESERTION
- 4 - 780. GENERAL MENTION OF NATIONAL DEFENSE
- - 790. OTHER SPECIFIC NATIONAL DEFENSE ITEMS

(CON'T.)

CONVENTION DELEGATE STUDY - PART B

VAR #

538

81- (CON'T.)

(CON'T.)

PROBLEMS RELATING TO THE FUNCTIONING OF THE GOVERNMENT

8	38	800.	<u>HONESTY, MORALITY, ETHICS IN GOVERNMENT</u>
22	50	801.	TRUST IN GOVERNMENT
16	28	805.	REARRANGE GOVERNMENT PRIORITIES; REDISTRIBUTION OF RESOURCES; "WRONG DIRECTION"
10	19	810.	QUALITY, EFFICIENCY OF PUBLIC EMPLOYEES, DIPLOMATS, CIVIL SERVICE, GOVERNMENT BUREAUCRACY; COST OF GOVERNMENT
12	2	811.	<u>SIZE OF GOVERNMENT BUREAUCRACY, CIVIL SERVICE</u>
60	145	812.	PERVASIVENESS OF GOVERNMENT CONTROLS OVER THE PRIVATE CITIZEN; CITIZEN-GOVERNMENT RELATIONSHIP IN GENERAL: COMMUNICATION BETWEEN GOVERNMENT AND CITIZEN
-	-	813.	COMPENSATION OF GOVERNMENT EMPLOYEES; OFFICIALS, CONGRESSMEN, JUDGES
4	16	820.	GOVERNMENT CONTROL OF INFORMATION; SECRECY; NEWS MANAGEMENT
18	45	830.	<u>WISDOM, ABILITY, GENERAL REPRESENTATIVENESS OF POLITICAL LEADERS, CONGRESSMEN, SUPREME COURT</u>
6	17	831.	GOVERNMENT, POLITICIANS CATERING TO MINORITY GROUPS; LACK OF DEVOTION TO GENERAL WELFARE, LACK OF SERVICE TO ALL THE PEOPLE; LOBBYING; LOBBYISTS
2	3	840.	SPECIFIC PROBLEMS OF REPRESENTATION; APPORTIONMENT; UNDER-REPRESENTATION OF CITIES, SUBURBS
16	27	842.	<u>FAIR ELECTION PROCEDURES; PREVENTION OF VOTE MANIPULATION; CURBING OF POLITICAL "BOSSES"; NEED FOR BETTER POLITICIANS, POLITICAL PARTIES, ELECTORAL PROCEDURES, ETC., GOVERNMENT REFORM</u>
10	19	850.	POWER OF FEDERAL GOVERNMENT VIS-A-VIS STATES; LOSS OF STATES RIGHTS
2	29	860.	<u>POWER OF PRESIDENT; ANY ANTI-NIXON COMMENTS, REFERENCE TO QUALITY, STYLE, ETC.</u>
-	4	870.	<u>POWER OF CONGRESS</u>
4	13	880.	POWER OF SUPREME COURT; GENERAL REFERENCE TO COURT SYSTEM
8	8	885.	POWER OF GOVERNMENT; NA WHAT SPECIFICALLY
14	6	890.	OTHER PROBLEMS RELATING TO THE FUNCTIONING OF THE GOVERNMENT

(CON'T.)

CONVENTION DELEGATE STUDY - PART B

VAR #

538

81 (CON'T.)

(CON'T.)

- 18 43 895. INEFFECTIVENESS OF GOVERNMENT; "GOVERNMENT NOT SOLVING PROBLEMS"
- 16 24 897. FORM OF GOVERNMENT; PRESERVE IDEALS OF FOUNDERS, ETC.

QUALITY OF LIFE

- 5 910. IMMOBILITY, E.G., I JUST CAN'T GET AROUND LIKE I USED TO; OR, I'M STUCK HERE
- 10 16 912. INSIGNIFICANCE, E.G., THEY JUST DON'T CARE ABOUT ME; PEOPLE LIKE ME ARE GETTING KICKED AROUND; NOBODY LOOKS OUT FOR THE LITTLE MAN
- 58 915. DISCRIMINATION; ANY REFERENCE TO RACIAL, ETHNIC, OR SEXUAL DISCRIMINATION THAT THE RESPONDENT IS SUBJECT TO
- 64 70 920. TIME PRESSURE, E.G., THERE ISN'T ENOUGH TIME TO GET THINGS DONE; OR, EVERYTHING IS SO RUSHED, WE NEVER HAVE TIME FOR EACH OTHER
- 62 215 925. FINANCIAL PROBLEMS, E.G., JUST TRYING TO MAKE ENDS MEET
- 22 43 930. LACK OF FULFILLMENT, E.G., THE JOB IS NOT INTERESTING; UNFULFILLED EXPECTATIONS OF FAMILY
- 98 148 932. FAMILY CONCERNS, E.G., FAMILY SECURITY; RAISING CHILDREN PROPERLY
- 136 357 935. LIFE ANXIETY, E.G., THE DECISIONS I HAVE TO MAKE; THE RESPONSIBILITIES I HAVE; WHAT I AM GOING TO DO WITH MY LIFE
- 8 107 938. ALIENATION, E.G., PEOPLE LIKE ME DON'T HAVE AN EQUAL VOICE; I DON'T FEEL LIKE PART OF THE SYSTEM
- 12 33 940. COMMUNITY DECAY, E.G., THE COMMUNITY (TOWN) ISN'T ANY GOOD ANY MORE; GENERAL REFERENCE TO COMMUNITY AFFAIRS OR PROBLEMS
- 36 70 945. EDUCATION, E.G., MY KIDS ARE HAVING PROBLEMS AT SCHOOL; MY SCHOOLS AREN'T GOOD; THE COST OF EDUCATION IS TOO HIGH
- 2 4 950. COMMUNITY SERVICES, E.G., TRANSPORTATION INADEQUATE, FIRE PROTECTION, ETC.
- 8 955. INSTITUTIONAL CONTACT, E.G., TROUBLE WITH THE POLICE OR OTHER OFFICIALS
- 4 3 960. XENOPHOBIA, E.G., THEY'RE GETTING IT WITHOUT WORKING FOR IT; OR ANY RACIAL OR CLASS REFERENCES WHEN IT IS CLEAR RECONCILIATION IS NOT THE GOAL
- 40 180 965. EMPLOYMENT, E.G., FINDING JOBS; JOB SECURITY
- 8 14 966. HEALTH, EITHER MENTAL OR PHYSICAL
- 10 5 989. OTHER QUALITY OF LIFE RESPONSE

CONVENTION DELEGATE STUDY - PART B

VAR #

538

81 (CON'T.)

---

(CON'T.)

MISCELLANEOUS AND MISSING DATA

30	156	900.	QUALITY OF LIFE; FEELING OF DISCONTENT, DISSATISFACTION; MATERIALISM; FEAR
32	60	970.	APATHY
44	130	971.	MOTIVATION; WORKING FOR WHAT YOU BELIEVE IN; BRINGING ABOUT CHANGE
34	93	972.	LACK OF CONCERN FOR PEOPLE; INTERPERSONAL RELATIONSHIPS
4	30	974.	BETTERMENT OF SOCIETY REFERENCE (GENERAL OR SPECIFIC)
4	19	975.	TECHNOLOGY REFERENCE: "COMPLEXITY OF SOCIETY"
8	70	976.	KEEPING INFORMED; FINDING SOLUTIONS TO PROBLEMS
2	6	980.	POLITICAL IDEOLOGIES: LIBERALISM, CONSERVATISM, CAPITALISM, PLURALISTIC SOCIETY
10	5	981.	PROTESTANT ETHIC ERODING: "PEOPLE DEPEND TOO MUCH ON THE GOVERNMENT", "WELFARE STATE"
-	23	982.	SOCIALIZATION OF MINORITIES; ATTITUDES AND RELATIONS WITH SOCIETY AS A WHOLE
8	31	997.	OTHER (ITEMS THAT DO NOT FIT ANY OF THE ABOVE)
-	6	998.	DK
18	15	999.	NA
1194	2905	991.	NO PROBLEMS MENTIONED; NO SECOND OR THIRD PROBLEM

CONVENTION DELEGATE STUDY - PART B

VAR #

82. (CARD 5) I WILL NOW READ YOU SEVERAL STATEMENTS ON AMERICAN FOREIGN POLICY. FOR EACH PLEASE TELL ME WHETHER YOU STRONGLY AGREE, SOMEWHAT AGREE, SOMEWHAT DISAGREE, OR STRONGLY DISAGREE.

539 82A. AMERICAN MILITARY SUPERIORITY SHOULD HAVE PRIORITY IN AMERICAN FOREIGN POLICY

---

473	362	1.	STRONGLY AGREE
427	577	2.	SOMEWHAT AGREE
18	82	3.	UNCERTAIN; DK
136	714	4.	SOMEWHAT DISAGREE
40	911	5.	STRONGLY DISAGREE
26	26	9.	NA

540 82B. THE U.S. SHOULD BE GENEROUS WITH ECONOMIC AID TO NEEDY NATIONS

---

152	871	1.	STRONGLY AGREE
564	1075	2.	SOMEWHAT AGREE
38	84	3.	UNCERTAIN; DK
246	446	4.	SOMEWHAT DISAGREE
88	160	5.	STRONGLY DISAGREE
32	36	9.	NA

541 82C. ALL U.S. TROOPS SHOULD BE WITHDRAWN FROM ASIA

---

108	1496	1.	STRONGLY AGREE
233	545	2.	SOMEWHAT AGREE
38	98	3.	UNCERTAIN; DK
399	361	4.	SOMEWHAT DISAGREE
304	142	5.	STRONGLY DISAGREE
38	30	9.	NA

CONVENTION DELEGATE STUDY - PART B

VAR #

542 82D. THE U.S. SHOULD RESUME NORMAL DIPLOMATIC RELATIONS WITH  
CUBA

---

115	1175	1.	STRONGLY AGREE
442	888	2.	SOMEWHAT AGREE
64	139	3.	UNCERTAIN; DK
252	243	4.	SOMEWHAT DISAGREE
219	181	5.	STRONGLY DISAGREE
28	46	9.	NA

543 82E. AMERICAN TROOPS SHOULD BE WITHDRAWN FROM EUROPE

---

58	602	1.	STRONGLY AGREE
242	1060	2.	SOMEWHAT AGREE
44	125	3.	UNCERTAIN; DK
397	638	4.	SOMEWHAT DISAGREE
349	210	5.	STRONGLY DISAGREE
30	37	9.	NA

544 82F. THE ONLY JUSTIFICATION FOR THIS COUNTRY'S BECOMING  
INVOLVED IN ANOTHER WAR WOULD BE AN ATTACK ON THE  
UNITED STATES ITSELF

---

176	839	1.	STRONGLY AGREE
140	666	2.	SOMEWHAT AGREE
44	119	3.	UNCERTAIN; DK
431	687	4.	SOMEWHAT DISAGREE
295	318	5.	STRONGLY DISAGREE
34	43	9.	NA

CONVENTION DELEGATE STUDY - PART B

VAR #

545            82G. THE USE OF NUCLEAR WEAPONS BY THE UNITED STATES WOULD  
                  NEVER BE JUSTIFIED

---

129	1052	1.	STRONGLY AGREE
176	349	2.	SOMEWHAT AGREE
64	134	3.	UNCERTAIN; DK
414	641	4.	SOMEWHAT DISAGREE
301	348	5.	STRONGLY DISAGREE
36	48	9.	NA

546            82H. THE U.S. SHOULD GIVE MORE SUPPORT TO THE UNITED NATIONS

---

88	1001	1.	STRONGLY AGREE
222	879	2.	SOMEWHAT AGREE
48	120	3.	UNCERTAIN; DK
348	504	4.	SOMEWHAT DISAGREE
386	133	5.	STRONGLY DISAGREE
28	35	9.	NA

547            83. SOMETIMES A COMPANY HAS TO LAY OFF PART OF ITS LABOR  
                  FORCE. SOME PEOPLE THINK THAT THE FIRST WORKERS TO BE  
                  LAID OFF SHOULD BE WOMEN WHOSE HUSBANDS HAVE JOBS.  
                  OTHERS THINK THAT MALE AND FEMALE EMPLOYEES SHOULD BE  
                  TREATED THE SAME. WHICH OF THESE OPINIONS DO YOU AGREE  
                  WITH.

---

366	582	1.	LAY OFF WOMEN FIRST
680	1968	2.	TREAT MALE AND FEMALE EMPLOYEES THE SAME
44	68	8.	DK
30	54	9.	NA

CONVENTION DELEGATE STUDY - PART B

VAR #

548           84.   (CARD 13) THERE HAS BEEN SOME DISCUSSION ABOUT ABORTION  
                  DURING RECENT YEARS. WHICH ONE OF THE OPINIONS ON THIS  
                  CARD BEST AGREES WITH YOUR OWN VIEW.

---

37	96	1. ABORTION SHOULD NEVER BE PERMITTED
320	553	2. ABORTION SHOULD BE PERMITTED ONLY IF THE LIFE AND HEALTH OF THE WOMAN IS IN DANGER
504	983	3. IF A WOMAN AND HER DOCTOR AGREE, SHE SHOULD BE ABLE TO HAVE A LEGAL ABORTION
175	942	4. ANY WOMAN WHO WANTS TO HAVE AN ABORTION SHOULD BE ABLE TO HAVE ONE
40	33	7. OTHER
24	15	8. DK
20	50	9. NA

549           85.   HOW DO YOU FEEL ABOUT THE PROPOSAL TO ESTABLISH A NATIONAL  
                  DAY CARE OR CHILD CARE PROGRAM FOR WORKING MOTHERS. ARE  
                  YOU VERY MUCH IN FAVOR, SOMEWHAT IN FAVOR, SOMEWHAT  
                  OPPOSED, VERY MUCH OPPOSED OR WHAT.

---

216	1641	1. VERY MUCH IN FAVOR
362	626	2. SOMEWHAT IN FAVOR
84	90	3. UNDECIDED; DK
244	119	4. SOMEWHAT OPPOSED
176	166	5. VERY MUCH OPPOSED
38	30	9. NA

CONVENTION DELEGATE STUDY - PART B

VAR #

550 86. (CARD 14) SOME PEOPLE BELIEVE THAT NO AMERICAN FAMILY SHOULD LIVE IN POVERTY WHETHER THEY WORK OR NOT. OTHERS BELIEVE THAT NO ABLE BODIED INDIVIDUAL WHO DOES NOT WORK SHOULD RECEIVE WELFARE. ALSO, THERE ARE THOSE WITH OPINIONS IN BETWEEN. WHERE WOULD YOU PLACE YOURSELF ON THIS SCALE.

---

430	387	1.	OBLIGATION TO WORK
230	185	2.	
142	161	3.	
156	376	4.	
52	297	5.	
26	426	6.	
34	700	7.	NO ONE SHOULD LIVE IN POVERTY
8	6	8.	DK
42	134	9.	NA

87. (CARD 15) THIS NEXT CARD IS CALLED A "FEELING THERMOMETER", AND WE WOULD LIKE TO USE IT TO MEASURE YOUR FEELINGS TOWARD VARIOUS GROUPS. IF YOU DON'T FEEL PARTICULARLY WARM OR COLD TOWARD A GROUP, THEN YOU SHOULD PLACE IT AT THE 50° MARK. IF YOU HAVE A WARM FEELING TOWARD A GROUP, YOU WOULD GIVE IT A SCORE SOMEWHERE BETWEEN 50° AND 100°. ON THE OTHER HAND, IF YOU DON'T FEEL VERY FAVORABLY TOWARD A GROUP, THEN YOU WOULD PLACE IT SOMEWHERE BETWEEN 0° AND 50°.

USE SAME CODE FOR V551 - V561

551 87A. CIVIL RIGHTS LEADERS

---

CODE ACTUAL # GIVEN (00-96)

50. 50 DEGREES; NO FEELING  
97. 97-100 DEGREES

98. DK  
99. NA

CONVENTION DELEGATE STUDY - PART B

VAR #

- 552        87B. POLICEMEN  
-----  
          [SEE V551 FOR COMPLETE QUESTION TEXT AND CODING SCHEME.]
- 553        87C. JUDGES  
-----  
          [SEE V551 FOR COMPLETE QUESTION TEXT AND CODING SCHEME.]
- 554        87D. PEOPLE WHO GO TO ROCK FESTIVALS  
-----  
          [SEE V551 FOR COMPLETE QUESTION TEXT AND CODING SCHEME.]
- 555        87E. POLITICIANS  
-----  
          [SEE V551 FOR COMPLETE QUESTION TEXT AND CODING SCHEME.]
- 556        87F. THE MILITARY  
-----  
          [SEE V551 FOR COMPLETE QUESTION TEXT AND CODING SCHEME.]
- 557        87G. WHITES  
-----  
          [SEE V551 FOR COMPLETE QUESTION TEXT AND CODING SCHEME.]
- 558        87H. BLACKS  
-----  
          [SEE V551 FOR COMPLETE QUESTION TEXT AND CODING SCHEME.]
- 559        87I. WELFARE RECIPIENTS  
-----  
          [SEE V551 FOR COMPLETE QUESTION TEXT AND CODING SCHEME.]
- 560        87J. POLITICAL DEMONSTRATORS  
-----  
          [SEE V551 FOR COMPLETE QUESTION TEXT AND CODING SCHEME.]
- 561        87K. BLACK MILITANTS  
-----  
          [SEE V551 FOR COMPLETE QUESTION TEXT AND CODING SCHEME.]

CONVENTION DELEGATE STUDY - PART B

VAR #

562

88. TURNING NOW TO QUESTIONS ABOUT PEOPLE IN POLITICS, WHAT DO YOU THINK ARE THE MOST IMPORTANT CHARACTERISTICS OR QUALITIES A PERSON NEEDS TO BE A SUCCESS IN POLITICS.

---

THREE RESPONSES CODED

PERSONAL RESOURCES

24	245	01.	WEALTH
-	11	02.	LACK OF WEALTH
38	63	03.	OCCUPATIONAL OR EDUCATIONAL
2	13	04.	RELIGION
165	357	05.	CHARISMA; IMAGE; PHYSICAL APPEARANCE
2	4	07.	AGE
-	6	08.	RACE
12	34	11.	SOCIALIZATION; (COME FROM POLITICAL FAMILY/ BACKGROUND)
66	126	13.	GOOD HEALTH; (GOOD PHYSICAL AND/OR MENTAL HEALTH); "WELL BALANCED"; "STABLE"
262	678	15.	INTELLIGENCE; KNOWLEDGEABLE; "UNDERSTANDS POLITICS"; "GOOD JUDGMENT"; "FORESIGHT"
-	2	16.	LACK OF INTELLIGENCE
28	45	17.	WELL LIKED; WELL KNOWN
93	154	18.	COMPETENCE; ABILITY; WELL QUALIFIED; EXPERIENCE
2	11	19.	OTHER SPECIFIC PERSONAL RESOURCE

INTERPERSONAL

24	16	20.	LIKE CAMPAIGNING, POLITICAL WORK, ACTIVITY
92	158	21.	LIKE (TO WORK WITH) PEOPLE
20	61	23.	LISTEN TO, LEARN FROM OTHERS
90	110	25.	ABILITY TO UNDERSTAND OTHERS; UNDERSTAND BOTH SIDES; FAIRNESS
152	439	27.	ABILITY TO COMMUNICATE; INFLUENCE OTHERS; GOOD SPEAKER
58	107	29.	ABILITY TO LEAD
106	303	31.	ABILITY TO GET ALONG WITH ALL TYPES OF PEOPLE; SKILL WITH PEOPLE; MANIPULATE PEOPLE
34	78	33.	ABILITY/WILLINGNESS TO COMPROMISE
14	45	35.	ABILITY TO ORGANIZE
4	5	37.	TRUST IN PEOPLE (GENERAL OR SPECIFIC)
98	233	39.	SERVICE TO OTHERS; DESIRE TO HELP OTHERS; "UNSELFISH"
2	8	41.	DESIRE TO INFLUENCE OTHERS; DESIRE TO LEAD
18	33	43.	REPRESENT CONSTITUENTS (ANY REFERENCE)
-	3	48.	LUCK; "BEING IN RIGHT PLACE AT RIGHT TIME"
4	24	49.	OTHER SPECIFIC INTERPERSONAL QUALITY

(CON'T.)

CONVENTION DELEGATE STUDY - PART B

VAR #

562

88. (CON'T.)

---

(CON'T.)

PERSONALITY CHARACTERISTICS

116	228	50.	PERSONALITY (GENERAL); "WINNING PERSONALITY"
44	66	51.	TOLERANT, PATIENT (GENERAL OR SPECIFIC)
8	34	53.	KEEPS CALM UNDER PRESSURE
37	79	55.	ARTICULATE
42	156	57.	SYMPATHETIC; EMPATHETIC; COMPASSIONATE
36	147	59.	FLEXIBLE; WILLINGNESS TO ACCEPT/INNOVATE NEW IDEAS, CHANGE
-	8	60.	INFLEXIBLE
185	411	61.	HARD WORKING; PAY ATTENTION TO DETAIL; PERSEVERANCE; DEDICATED; COMMITMENT
58	178	62.	AMBITION
42	102	63.	OUTGOING PERSONALITY
8	-	64.	MODEST; HUMBLE; SHY
18	38	65.	DIPLOMATIC; TACTFUL
40	130	67.	SELF CONFIDENCE; FAITH IN SELF; "NOT AFRAID OF ANYBODY"
-	3	68.	EGOTISTICAL
606	1203	69.	HONEST; ETHICAL; INTEGRITY; SINCERITY; TRUSTWORTHY
20	49	70.	REALISTIC; PRAGMATIC
60	195	71.	SELF-ASSURED; OPINIONATED; AGGRESSIVE; COMPETITIVE
-	6	72.	INDECISIVE
12	12	73.	SENSE OF HUMOR
8	68	81.	DECEITFULNESS; "BE A GOOD LIAR"
2	17	82.	IDEALISTIC
10	21	83.	SENSITIVE
22	70	84.	TOUGH; INSENSITIVE
16	49	87.	COURAGE
10	10	88.	ENTHUSIASTIC
14	42	89.	OTHER PERSONALITY CHARACTERISTIC
-	5	90.	MORAL STANCE
26	41	91.	DESIRE TO CHANGE/IMPROVE WORLD/SOCIETY; PATRIOTIC
18	50	92.	INTEREST IN POLITICS; CONCERN FOR ISSUES
4	31	95.	TIME (SUFFICIENT)
16	34	96.	GENERAL POLITICAL/PARTY REFERENCE

(CON'T.)

CONVENTION DELEGATE STUDY - PART B

VAR #

562	88. (CON'T.)		
(CON'T.)	8	20	97. OTHER
	4	-	98. DK
	22	19	99. NA
	436	1122	00. NONE; NO FURTHER RESPONSE

563 89. IN GENERAL, THERE HAVE BEEN FEWER WOMEN CANDIDATES FOR POLITICAL OFFICE THAN MEN. WHY DO YOU THINK THIS HAS BEEN THE CASE?

---

THREE RESPONSES CODED

WOMEN AS REFERENT

10	32	10.	PERSONALITY OF WOMEN: NO SPECIFICATION OF PARTICULAR TRAITS
70	203	11.	SELF-ESTEEM; <u>NEGATIVE IMAGE OF SELF</u> : "WOMEN DON'T THINK THEY CAN HANDLE A POLITICAL JOB"; "WOMEN CONSIDER THEMSELVES SUBORDINATE TO MEN"
311	533	12.	DRIVE, <u>MOTIVATION</u> , INTEREST: "WOMEN CHOOSE NOT TO RUN"; "WOMEN SEE POLITICS AS UN-GLAMOROUS"; "WOMEN HAVE NOT WANTED TO MAKE THE EFFORT"
18	33	13.	LACK OF <u>LEADERSHIP SKILLS</u>
52	124	14.	<u>IDENTITY</u> : "WOMEN DON'T SEE THEMSELVES AS POLITICIANS"
108	135	15.	<u>CHOOSE HOMEMAKER ROLE</u> : "WOMEN SEE SELVES AS WIVES AND MOTHERS"; "WOMEN HAVE PLACED THEIR FAMILIES ABOVE ANY POLITICAL CAREER"
80	134	16.	<u>CHARACTERISTICS</u> : "WOMEN ARE TOO EMOTIONAL"; "FLIGHTY"; OTHER CHARACTERISTICS
46	40	17.	<u>WOMEN WON'T SUPPORT</u> (TRUST, VOTE FOR) OTHER WOMEN
10	10	29.	OTHER SPECIFIC WOMEN AS REFERENT RESPONSE

(CON'T.)

CONVENTION DELEGATE STUDY - PART B

VAR #

563

89. (CON'T.)

---

(CON'T.)

MEN AS REFERENT

- |    |     |     |   |
|----|-----|-----|---|
| 16 | 85  | 30. | <u>NEGATIVE IMAGE OF WOMEN:</u> "MEN DON'T BELIEVE WOMEN ARE CAPABLE OF HANDLING POLITICS"; "MEN FEEL POLITICS IS A MAN'S GAME" |
| 18 | 60  | 31. | <u>MEN PREVENT</u> WOMEN FROM OBTAINING PARTY POSITIONS   |
| 28 | 70  | 32. | <u>MEN DISCOURAGE</u> WOMEN: "MEN LOOK DOWN ON WOMEN IN POLITICS"   |
| 16 | 50  | 33. | <u>MEN DO NOT ENCOURAGE</u> WOMEN   |
| 22 | 111 | 34. | <u>MALE CHAUVINISM;</u> MALE EGO; AUTHORITARIAN; "MEN FEEL THEY ARE SUPERIOR TO WOMEN"  |
| 18 | 52  | 35. | <u>MEN SEE WOMEN IN HOMEMAKER</u> ROLE: "MEN FEEL THAT A WOMAN'S PLACE IS IN THE HOME"  |
| 4  | 30  | 36. | <u>MEN FEAR</u> THE COMPETITION; POSITIONS JEOPARDIZED  |
| 4  | 12  | 49. | OTHER SPECIFIC MALE REFERENT RESPONSE   |

SOCIETY AS REFERENT OR NO REFERENCE TO MEN OR WOMEN

---

- |     |      |     |  |
|-----|------|-----|--|
| 331 | 1166 | 50. | <u>SOCIETY IN GENERAL;</u> NO MENTION OF MEN OR WOMEN AS ACTIVE CAUSE; NO MENTION OF PARTICULAR SOCIAL POSITION OF WOMEN: "WOMEN HAVE NEVER HAD POLITICAL POWER"; "SOCIETY DOES NOT ENCOURAGE SUCH BEHAVIOR" |
| 26  | 97   | 51. | <u>FAMILY SOCIALIZATION:</u> "WOMEN HAVE BEEN BROUGHT UP TO BE LIKE THEIR MOTHERS"   |
| 50  | 86   | 52. | <u>EDUCATIONAL FACTORS:</u> "WOMEN DO NOT RECEIVE THE PROPER EDUCATIONAL TRAINING"   |
| 36  | 172  | 53. | <u>OCCUPATIONAL DISCRIMINATION:</u> "POLITICS, LIKE OTHER PROFESSIONS HAVE NOT ACCEPTED WOMEN READILY"   |
| 362 | 592  | 54. | <u>FAMILY RESPONSIBILITY:</u> "WOMEN HAVE TOO MANY RESPONSIBILITIES IN THE HOME"; "WOMEN'S ROLE HAS BEEN AIMED TOWARD THE HOME"  |
| 56  | 205  | 55. | <u>POLITICAL FACTORS:</u> "A WOMAN CANNOT WIN"; "POLITICAL SYSTEM IS AGAINST THEM"   |
| 26  | 50   | 56. | <u>FINANCIAL FACTORS:</u> "WOMEN DON'T HAVE MONEY"   |
| 34  | 207  | 57. | <u>DISCRIMINATION:</u> NO OTHER SPECIFICATION  |

(CON'T.)

CONVENTION DELEGATE STUDY - PART B

VAR #

563            89. (CON'T.)  
-----  
(CON'T.)  
                  10            13    69. OTHER SPECIFIC SOCIETY REFERENT RESPONSE  
  
                  2            22    98. DK  
                  24            47    99. NA  
                  1572          3645    00. INAP, NO FURTHER RESPONSE

90. (CARD 5) HERE ARE SOME STATEMENTS ABOUT WOMEN IN POLITICS.  
PLEASE TELL ME HOW MUCH YOU AGREE OR DISAGREE WITH EACH  
STATEMENT.

564            90A. FAMILY RESPONSIBILITIES HAVE KEPT WOMEN FROM PARTICIPATING  
                  IN POLITICS.  
-----

535            982    1. STRONGLY AGREE  
473            1359    2. SOMEWHAT AGREE  
8              18     3. UNCERTAIN  
42            182    4. SOMEWHAT DISAGREE  
36            108    5. STRONGLY DISAGREE  
  
-              2     8. DK  
26            21    9. NA

565            90B. WOMEN DON'T SUPPORT OTHER WOMEN WHO RUN FOR POLITICAL  
                  OFFICE.  
-----

160            411    1. STRONGLY AGREE  
475            1219    2. SOMEWHAT AGREE  
46            96     3. UNCERTAIN  
267            601    4. SOMEWHAT DISAGREE  
126            271    5. STRONGLY DISAGREE  
  
16            58    8. DK  
30            16    9. NA

CONVENTION DELEGATE STUDY - PART B

VAR #

566            90C. WOMEN ARE TAUGHT NOT TO WANT POLITICAL CAREERS.

100	891	1.	STRONGLY AGREE
439	1013	2.	SOMEWHAT AGREE
44	59	3.	UNCERTAIN
327	482	4.	SOMEWHAT DISAGREE
146	181	5.	STRONGLY DISAGREE
38	21	8.	DK
26	25	9.	NA

567            90D. MEN PREVENT WOMEN FROM SEEKING POLITICAL CAREERS.

95	647	1.	STRONGLY AGREE
520	1297	2.	SOMEWHAT AGREE
14	59	3.	UNCERTAIN
355	479	4.	SOMEWHAT DISAGREE
104	144	5.	STRONGLY DISAGREE
-	11	8.	DK
32	35	9.	NA

568            90E. WOMEN BY NATURE ARE UNSUITED TO POLITICS.

60	41	1.	STRONGLY AGREE
181	205	2.	SOMEWHAT AGREE
36	51	3.	UNCERTAIN
304	593	4.	SOMEWHAT DISAGREE
505	1749	5.	STRONGLY DISAGREE
-	7	8.	DK
34	26	9.	NA

CONVENTION DELEGATE STUDY - PART B

VAR #

569 90F. THERE WILL BE MANY MORE WOMEN RUNNING FOR PUBLIC OFFICE  
WITHIN THE NEXT FEW YEARS.

---

712	1932	1.	STRONGLY AGREE
334	611	2.	SOMEWHAT AGREE
20	40	3.	UNCERTAIN
14	50	4.	SOMEWHAT DISAGREE
12	12	5.	STRONGLY DISAGREE
-	6	8.	DK
28	21	9.	NA

570 90G. WOMEN ARE SOMETIMES GIVEN AN ADVANTAGE IN POLITICS JUST  
BECAUSE THEY ARE WOMEN.

---

102	186	1.	STRONGLY AGREE
317	709	2.	SOMEWHAT AGREE
34	61	3.	UNCERTAIN
363	852	4.	SOMEWHAT DISAGREE
262	824	5.	STRONGLY DISAGREE
12	19	8.	DK
30	21	9.	NA

571 91. WHAT IS THE ATTITUDE OF PARTY LEADERS IN YOUR CITY OR  
COUNTY TOWARD WOMEN BECOMING CANDIDATES FOR PUBLIC OFFICE.  
WOULD YOU SAY THEY ENCOURAGE WOMEN TO RUN FOR OFFICE,  
DISCOURAGE THEM OR WHAT.

---

752	1063	1.	ENCOURAGE
164	500	3.	NEITHER ENCOURAGE NOR DISCOURAGE
108	728	5.	DISCOURAGE
46	202	7.	OTHER
26	154	8.	DK
24	25	9.	NA

CONVENTION DELEGATE STUDY - PART B

VAR #

572            91A. COULD YOU GIVE ME AN EXAMPLE.

---

34	283	1.	R GIVES SPECIFIC EXAMPLE - AT LEAST ONE
46	321	2.	R GIVES GENERAL EXAMPLE
32	122	5.	R GIVES NO EXAMPLE
	2	9.	NA
1008	1944	0.	INAP, CODED 1, 3, 7, 8, 9 IN V571

573            91B. WHY DO PARTY LEADERS FEEL THAT WAY.

---

THREE RESPONSES CODED

WOMEN AS REFERENT

-	5	10.	PERSONALITY OF WOMAN: NO SPECIFICATION OF PARTICULAR TRAITS
-	6	11.	SELF-ESTEEM; NEGATIVE IMAGE OF SELF: "WOMEN DON'T THINK THEY CAN HANDLE A POLITICAL JOB"; "WOMEN CONSIDER THEMSELVES SUBORDINATE TO MEN"
-	14	12.	DRIVE, MOTIVATION, INTEREST: "WOMEN CHOOSE NOT TO RUN"; "WOMEN SEE POLITICS AS UNGLAMOROUS"; "WOMEN HAVE NOT WANTED TO MAKE THE EFFORT"
-	15	13.	LACK OF LEADERSHIP SKILLS
-	8	14.	IDENTITY: "WOMEN DON'T SEE THEMSELVES AS POLITICIANS"
-	5	15.	HOMEMAKER ROLE; WOMEN SEE SELVES AS WIVES AND MOTHERS: "WOMEN HAVE PLACED THEIR FAMILY ABOVE ANY POLITICAL CAREER"
14	9	16.	CHARACTERISTICS: "WOMEN ARE TOO EMOTIONAL"; "FLIGHTY"
4	5	17.	WOMEN WON'T SUPPORT OTHER WOMEN
-	-	29.	OTHER SPECIFIC WOMEN AS REFERENT RESPONSE

(CON'T.)

CONVENTION DELEGATE STUDY - PART B

VAR #

573

91B. (CON'T.)

---

(CON'T.)

MEN AS REFERENT

- |    |     |     |   |
|----|-----|-----|---|
| 26 | 206 | 30. | BELIEFS, VALUES, ATTITUDES: "MEN DON'T BELIEVE WOMEN ARE CAPABLE OF HANDLING POLITICS"; "MEN FEEL POLITICS IS A MAN'S GAME" |
| 2  | 22  | 31. | MEN PREVENT WOMEN FROM OBTAINING PARTY POSITIONS  |
| -  | 20  | 32. | MEN DISCOURAGE WOMEN: "MEN LOOK DOWN ON WOMEN IN POLITICS"  |
| -  | 22  | 33. | MEN DO NOT ENCOURAGE WOMEN  |
| 12 | 149 | 34. | MALE CHAUVINISM; MALE EGO; AUTHORITARIAN: "MEN FEEL THEY ARE SUPERIOR TO WOMEN"   |
| 6  | 48  | 35. | MEN SEE WOMEN AS WIVES AND MOTHERS: "MEN FEEL THAT A WOMAN'S PLACE IS IN THE HOME"  |
| 8  | 146 | 36. | MEN FEAR COMPETITION - POSITIONS JEOPARDIZED  |
| -  | 4   | 49. | OTHER SPECIFIC MALE REFERENT RESPONSE   |

SOCIETY AS REFERENT OR NO REFERENCE TO MEN OR WOMEN

- |    |     |     |   |
|----|-----|-----|---|
| 34 | 147 | 50. | SOCIETY IN GENERAL; NO MENTION OF MEN OR WOMEN AS ACTIVE CAUSE; NO MENTION OF PARTICULAR SOCIAL POSITION OF WOMEN: "WOMEN HAVE NEVER HAD POLITICAL POWER"; "SOCIETY DOES NOT ENCOURAGE SUCH BEHAVIOR" |
| 6  | 12  | 51. | SOCIALIZATION OF WOMEN: "WOMEN HAVE BEEN SOCIALIZED NOT TO GO INTO POLITICS"  |
| 6  | -   | 52. | EDUCATIONAL FACTORS: "WOMEN DO NOT RECEIVE THE PROPER EDUCATIONAL TRAINING"   |
| 2  | 8   | 53. | OCCUPATIONAL DISCRIMINATION: "POLITICS, LIKE OTHER PROFESSIONS HAVE NOT ACCPETED WOMEN READILY"   |
| 16 | 24  | 54. | FAMILY RESPONSIBILITY: "WOMEN HAVE TOO MANY RESPONSIBILITIES IN THE HOME"; "WOMEN'S ROLE HAS BEEN AIMED TOWARD THE HOME"  |
| 8  | 73  | 55. | POLITICAL FACTORS: "A WOMAN CANNOT WIN"   |
| -  | 6   | 56. | WOMEN PLACED IN SUBORDINATE POSITION: "SECOND CLASS CITIZEN, LIKE BLACKS"   |
| 2  | 3   | 57. | DISCRIMINATION: NO OTHER SPECIFICATION  |

(CON'T.)

CONVENTION DELEGATE STUDY - PART B

VAR #

573            91B. (CON'T.)

---

(CON'T.)

-	5	69.	OTHER SPECIFIC SOCIETY REFERENT RESPONSE
-	7	98.	DK
12	32	99.	NA
3202	7015	00.	INAP, CODED 1, 3, 7, 8 OR 9 IN V571 NO FURTHER RESPONSE

574            92. HAVE YOU PERSONALLY, EVER EXPERIENCED DISCRIMINATION IN  
POLITICS BECAUSE YOU ARE A WOMAN.

---

(WOMEN DELEGATES ONLY)

102	394	1.	YES
280	697	5.	NO
2	14	8.	DK
-	6	9.	NA
736	1561	0.	INAP, MALE RESPONDENT

575            93. HAVE YOU EVER BEEN GIVEN PREFERENTIAL TREATMENT IN  
POLITICS BECAUSE YOU ARE A WOMAN.

---

(WOMEN DELEGATES ONLY)

134	411	1.	YES
238	682	5.	NO
8	10	8.	DK
4	8	9.	NA
736	1561	0.	INAP, MALE RESPONDENT

CONVENTION DELEGATE STUDY - PART B

VAR #

576 94. IN GENERAL, WHAT IS YOUR ATTITUDE TOWARD THE WOMEN'S LIBERATION MOVEMENT. WOULD YOU SAY YOU ARE STRONGLY IN FAVOR, SOMEWHAT IN FAVOR, SOMEWHAT OPPOSED, STRONGLY OPPOSED TO IT OR WHAT.

---

48	700	1. STRONGLY IN FAVOR
398	1255	2. SOMEWHAT IN FAVOR
130	214	3. MIXED FEELINGS
325	266	4. SOMEWHAT OPPOSED
163	151	5. STRONGLY OPPOSED
42	70	6. NOT CONCERNED

14	16	9. NA
----	----	-------

577 94A. WHY DO YOU FEEL THIS WAY.

---

NOTE: WHEN A GENERAL AREA IS MENTIONED AND A SPECIFIC FOLLOWS IN THAT AREA, PRIORITY CODE FOR THE SPECIFIC MENTION, I.E., DROP ALL GENERAL REFERENCES WHEN THERE IS A SPECIFIC REFERENCE FOLLOWING IT IN SAME AREA, UNLESS THERE IS ROOM.

TWO RESPONSES CODED

FAVORABLE

100	425	01. POLITICAL IDEOLOGY: <u>NON-MOVEMENT</u> REFERENCE: "EVERYONE SHOULD BE GIVEN THE OPPORTUNITY TO PARTICIPATE"; "CHANGING SOCIETY DEMANDS GREATER ROLE FOR WOMEN"
4	16	09. OTHER NON-MOVEMENT RESPONSE
92	228	10. GOALS-ISSUES: GENERAL REFERENCE, NOTHING SPECIFIC: "I AGREE WITH GOALS"
18	89	11. GOALS-ISSUES: <u>MAJOR ONES</u> FAVORED, NOT SPECIFIED: "I AGREE WITH THE MAIN GOALS"
158	353	12. GOALS-ISSUES: SPECIFIC REFERENCE TO <u>EMPLOYMENT AND OCCUPATIONAL OPPORTUNITIES</u> : "EQUAL PAY FOR EQUAL WORK"
2	15	13. GOALS-ISSUES: SPECIFIC REFERENCE TO <u>DAY CARE CENTERS</u>

(CON'T.)

CONVENTION DELEGATE STUDY - PART B

VAR #

577

94A. (CON'T.)

---

(CON'T.)

12	83	14.	GOALS-ISSUES: SPECIFIC REFERENCE TO <u>OTHER</u> ISSUES, I.E., ABORTION
108	653	15.	<u>GOALS-IDEOLOGY</u> WITH (SPECIFIC) REFERENCE TO WOMEN'S MOVEMENT: "WOMEN NEED TO BE LIBERATED"; "WOMEN HAVE BEEN DISCRIMINATED AGAINST"
14	109	20.	<u>PERSONALITY CHANGE</u> : INCREASE SELF-ESTEEM, SELF-AWARENESS: "WOMEN NEED THE MOVEMENT TO GIVE THEM CONFIDENCE"; "MAKE WOMEN LOOK AT THEMSELVES AS HUMAN BEINGS, NOT INFERIORS"
18	114	21.	<u>ROLE CHANGE</u> : "WOMEN SHOULDN'T FEEL THE ONLY THING FOR THEM IS THE HOME"
-	8	25.	<u>LEADERSHIP, GENERAL OR SPECIFIC REFERENCE TO LEADERS OF MOVEMENT</u> : "MOVEMENT HAS GOOD LEADERS"; "ABZUG GOOD"
14	24	26.	<u>(LEADERSHIP), SPECIFIC ATTRIBUTES</u> : COMPETENT, ORGANIZED, EFFECTIVE, ADMIRABLE, DIGNIFIED
18	56	30.	<u>SKILLS</u> WOMEN BRING TO POLITICAL WORK
12	46	32.	GENERAL AWARENESS - MADE PEOPLE AWARE
12	39	33.	HAS HAD GOOD EFFECTS ON WOMEN, WOMEN LIKE IT
14	24	40.	<u>METHODS, GENERALLY FAVORED</u>
4	5	41.	<u>METHODS, SPECIFIC REFERENCE TO POLITICAL SYSTEM, SUPPORTING CANDIDATES</u>
12	101	45.	MOVEMENT'S POSITIVE EFFECT ON OTHERS: "MEN WILL BENEFIT FROM WOMEN'S MOVEMENT"
26	77	46.	<u>ORGANIZATIONAL REFERENCES</u> : "WOMEN CAN BE EFFECTIVE ONLY THROUGH ORGANIZATION"
6	29	49.	OTHER FAVORABLE REFERENCES TO WOMEN'S LIB

UNFAVORABLE

83	72	50.	GOALS (GENERAL REFERENCE)
28	25	51.	GOALS WILL HAVE UNDESIRABLE CONSEQUENCES
26	70	52.	<u>GOALS-ISSUES: MINOR ONES</u> ; "THE PETTY ISSUES ISSUES ARE DISTRACTING"
14	20	53.	<u>GOAL-ISSUES, SPECIFIC REFERENCE TO EMPLOYMENT AND OCCUPATIONAL OPPORTUNITIES</u>
28	59	54.	<u>GOALS-ISSUES, SPECIFIC REFERENCE TO OTHER ISSUES, I.E., ABORTION, LESBIANISM</u>
186	147	55.	<u>GOALS-IDEOLOGY</u> : SPECIFIC REFERENCE TO WOMEN'S MOVEMENT: "WOMEN WANT TO DOMINATE, NOT BE EQUAL"; "I'VE NEVER FELT UNLIBERATED"; "WOMEN ARE NOT DISCRIMINATED AGAINST"; "STATUS QUO IS FINE"

(CON'T.)

CONVENTION DELEGATE STUDY - PART B

VAR #

577 94A. (CON'T.)

(CON'T.)

55	102	60.	<u>PERSONALITY CHANGE IN BAD WAYS:</u> "WOMEN WILL LOSE FEMININITY"
96	128	61.	<u>ROLE CHANGE:</u> "WOMEN SHOULD STICK TO THINGS THEY DO WELL"; "MEN AND WOMEN HAVE DISTINCTIVE ROLES"
72	86	65.	<u>LEADERSHIP: GENERAL OR SPECIFIC REFERENCE TO LEADERS OF MOVEMENT:</u> "LEADERS ARE NOT REPRESENTATIVE OF ALL WOMEN"; "BETTY FRIEDAN IS TOO RADICAL"
50	88	66.	<u>(LEADERSHIP), SPECIFIC ATTRIBUTES:</u> "TOO EMOTIONAL"; "RESORT TO FEMALE TACTICS, LIKE CRYING"
-	14	70.	<u>SKILLS:</u> "WOMEN LACK YEARS OF EXPERIENCE NECESSARY FOR EFFECTIVE WORK"
85	113	80.	<u>METHODS - GENERAL DISAPPROVEMENT:</u> "NOT ACCOMPLISHING GOALS"; "TACTICS NOT GOOD"
146	185	82.	<u>METHODS TOO EXTREME:</u> MILITANCY
4	31	83.	<u>METHODS, OTHER REFERENCES</u>
12	31	85.	<u>MOVEMENT'S NEGATIVE EFFECTS ON OTHERS:</u> "WILL LEAD TO DISCRIMINATION OF MEN"
68	139	86.	<u>NEGATIVE RESPONSE (GENERAL), NA WHAT:</u> "BUT I'M NOT A COMPLETE WOMEN'S LIBBER"
6	28	87.	<u>"WOMEN EXPECT THINGS JUST BECAUSE THEY ARE WOMEN"; REWARDS SHOULD BE BASED ON MERIT</u>
14	25	89.	<u>OTHER UNFAVORABLE REFERENCES TO MOVEMENT</u>
4	2	98.	DK
30	79	99.	NA
589	1406	00.	INAP, CODED 6, 8 OR 9 IN V576 NO SECOND RESPONSE

578

95. (CARD 16) GENERALLY, HOW WOULD YOU DESCRIBE PARTY COMPETITION IN STATEWIDE ELECTIONS WITHIN YOUR STATE.

522	1168	1.	VERY COMPETITIVE - BALANCE BETWEEN PARTIES
170	567	2.	SOMEWHAT COMPETITIVE - FAVORING REPUBLICAN PARTY
326	668	3.	SOMEWHAT COMPETITIVE - FAVORING DEMOCRATIC PARTY
22	88	4.	NON-COMPETITIVE - REPUBLICAN PARTY DOMINANT
62	124	5.	NON-COMPETITIVE - DEMOCRATIC PARTY DOMINANT
-	2	8.	DK
18	55	9.	NA

CONVENTION DELEGATE STUDY - PART B

VAR #

579 96. (CARD 16) NEXT, HOW WOULD YOU DESCRIBE PARTY COMPETITION  
WITHIN YOUR CONGRESSIONAL DISTRICT.

---

256	486	1.	VERY COMPETITIVE - BALANCE BETWEEN PARTIES
298	630	2.	SOMEWHAT COMPETITIVE - FAVORING REPUBLICAN PARTY
246	678	3.	SOMEWHAT COMPETITIVE - FAVORING DEMOCRATIC PARTY
120	309	4.	NON-COMPETITIVE - REPUBLICAN PARTY DOMINANT
178	502	5.	NON-COMPETITIVE - DEMOCRATIC PARTY DOMINANT
22	67	9.	NA

580 97. (CARD 16) FINALLY, HOW WOULD YOU DESCRIBE PARTY COMPE-  
TITION WITHIN YOUR OWN PRECINCT OR WARD (OR WHATEVER IS  
THE SMALLEST DISTRICT IN YOUR COMMUNITY).

---

182	403	1.	VERY COMPETITIVE - BALANCE BETWEEN PARTIES
362	523	2.	SOMEWHAT COMPETITIVE - FAVORING REPUBLICAN PARTY
206	688	3.	SOMEWHAT COMPETITIVE - FAVORING DEMOCRATIC PARTY
270	334	4.	NON-COMPETITIVE - REPUBLICAN PARTY DOMINANT
66	647	5.	NON-COMPETITIVE - DEMOCRATIC PARTY DOMINANT
-	9	8.	DK
34	68	9.	NA

581 98. IS THE PARTY ORGANIZATION IN YOUR LOCAL COMMUNITY (CITY,  
TOWN) VERY STRONG, FAIRLY STRONG, NOT VERY STRONG OR NOT  
STRONG AT ALL.

---

385	656	1.	VERY STRONG
451	1011	2.	FAIRLY STRONG
212	665	4.	NOT VERY STRONG
62	289	5.	NOT STRONG AT ALL
-	22	8.	DK
10	29	9.	NA

CONVENTION DELEGATE STUDY - PART B

VAR #

582 99. DO WOMEN TEND TO PARTICIPATE IN YOUR LOCAL PARTY ORGANIZATION (CITY, TOWN) IN THE SAME WAYS AS MEN OR DO THEY ENGAGE ONLY IN CERTAIN TYPES OF PARTY WORK.

---

860	1551	1.	SAME AS MEN
238	1039	5.	CERTAIN WORK ONLY
2	29	8.	DK
20	53	9.	NA

583 100. ARE YOU ACTIVE IN ANY WOMEN'S POLITICAL ORGANIZATIONS IN YOUR AREA, OUTSIDE THE ORGANIZATIONS IN THE PARTY (I.E., LEAGUE OF WOMEN VOTERS).

---

(WOMEN DELEGATES ONLY)

120	463	1.	YES
246	634	5.	NO
18	14	9.	NA
736	1561	0.	INAP, MALE RESPONDENT

584 100A. WHICH ORGANIZATIONS ARE THESE.

---

(WOMEN DELEGATES ONLY)

FIRST TWO ORGANIZATIONS MENTIONED ARE CODED

48	196	1.	LEAGUE OF WOMEN VOTERS
-	9	2.	NATIONAL WOMEN'S POLITICAL PARTY
16	146	3.	NATIONAL WOMEN'S POLITICAL CAUCUS (NWPC)
-	8	4.	WOMEN'S LEGISLATIVE COUNCIL
2	23	5.	NATIONAL ORGANIZATION OF WOMEN (NOW)
4	19	6.	ANY BLACK WOMEN'S GROUP
50	164	7.	OTHER
-	4	8.	DK
32	28	9.	NA; ORGANIZATIONS NOT SPECIFICALLY FOR <u>WOMEN</u> OR PARTY ORGANIZATIONS
2088	4747	0.	INAP, CODED 0, 5, 9 IN V583 NO SECOND RESPONSE; NO INTERVIEW

CONVENTION DELEGATE STUDY - PART B

VAR #

585 101. IN THE PAST HAVE YOU EVER WORKED IN A CAMPAIGN ON BEHALF  
OF A CANDIDATE OR A POLITICAL ISSUE.

---

1084	2473	1.	YES
28	191	5.	NO
8	8	9.	NA

586 101A. IN HOW MANY CAMPAIGNS HAVE YOU BEEN ACTIVE.

---

ACTUAL NUMBER CODED (01-99)

97. 97 OR MORE

98. DK

99. NA

00. INAP, CODED 5 OR 9 IN V585

587 102. HOW DID YOU ORIGINALLY GET INVOLVED IN POLITICS.

---

TWO RESPONSES CODED

213	916	1.	THROUGH CONCERN WITH SPECIFIC ISSUES AND/OR PARTICULAR CANDIDATE
30	120	2.	THROUGH CONCERN WITH PARTICULAR INTEREST GROUP: BLACKS, WOMEN, CHICANOS, YOUTH
397	821	3.	THROUGH SOCIAL TIES - FRIENDS OR FAMILY
82	272	4.	THROUGH OCCUPATIONAL OR ORGANIZATIONAL TIES (OUTSIDE POLITICAL GROUPS) UNION MEMBERSHIP, AMA
397	970	5.	THROUGH OWN INITIATIVE - NATURAL INTEREST, ALWAYS INTERESTED, WANTED TO HAVE AN INFLUENCE, CHANGE THINGS, CIVIC DUTY, CONCERN WITH PROBLEMS (GENERAL)
210	328	6.	THROUGH PARTY ORGANIZATION
24	24	7.	OTHER
10	6	8.	DK
48	49	9.	NA
829	1838	0.	INAP, NO SECOND RESPONSE

CONVENTION DELEGATE STUDY - PART B

VAR #

588 SUMMARY CODE #1 FOR QUESTION 102 - DOES R  
INDICATE ANY RELUCTANCE TO BECOME POLITICALLY  
INVOLVED.

---

14	24	1.	YES, R WAS CLEARLY RELUCTANT
100	235	5.	R ENTHUSIASTIC
948	2358	9.	NA; NO SUCH RESPONSE
58	55	0.	INAP, CODED 8, 9 IN V587; NO INTERVIEW

589 SUMMARY CODE #2 FOR QUESTION 102 - MOTIVATION  
FOR R'S INVOLVEMENT.

---

458	1191	1.	INTERNAL MOTIVATION - R SELF-RECRUITED
335	599	5.	EXTERNAL MOTIVATION - R RECRUITED BY OTHERS
269	827	9.	NA; NO SUCH REFERENCE
58	55	0.	INAP, CODED 8, 9 IN V587; NO INTERVIEW

590 103. FOR WHOM DO YOU PLAN TO VOTE IN NOVEMBER.

---

-	2227	1.	MCGOVERN
1082	112	2.	NIXON
-	41	3.	SCHMITZ
-	51	4.	OTHER
8	95	7.	REFUSED TO ANSWER
-	51	8.	DK
30	95	9.	NA

591 103A. DO YOU THINK YOU WILL WORK FOR HIS ELECTION.

---

1038	2048	1.	YES
36	332	5.	NO
-	10	8.	DK
8	41	9.	NA
38	241	0.	INAP, CODED 7, 8, OR 9 IN V590

CONVENTION DELEGATE STUDY - PART B

VAR #

592 104. WILL YOU WORK FOR THE ELECTION OF ANY STATE OR LOCAL  
CANDIDATES.

---

1038	2219	1.	YES
52	383	5.	NO
-	7	8.	DK
30	63	9.	NA

593 105. WILL YOU CONTRIBUTE MONEY TO THE CAMPAIGN OF A PRESI-  
DENTIAL CANDIDATE.

---

810	1996	1.	YES
270	587	5.	NO
4	14	8.	DK
36	75	9.	NA

594 106. WHAT IS YOUR DATE OF BIRTH.

---

4 DIGITS: FIRST 2 YEAR; SECOND 2 MONTH

YEAR

LAST 2 DIGITS OF ACTUAL YEAR CODED

01. 1901  
02. 1902

98. 1898  
99. 1899

60. NA, NO INTERVIEW

CONVENTION DELEGATE STUDY - PART B

VAR #

594 106. (CON'T.)

---

(CON'T.)

MONTH

- 01. JANUARY
- 02. FEBRUARY
- 03. MARCH
- 04. APRIL
- 05. MAY
- 06. JUNE
- 07. JULY
- 08. AUGUST
- 09. SEPTEMBER
- 10. OCTOBER
- 11. NOVEMBER
- 12. DECEMBER
  
- 99. NA

595 AGE CODE

---

ACTUAL AGE CODED

- 99. NA

596 107. IN ADDITION TO BEING AN AMERICAN, WHAT DO YOU CONSIDER  
TO BE YOUR MAIN ETHNIC OR NATIONALITY GROUP.

---

TWO RESPONSES CODED

WESTERN HEMISPHERE (EXCEPT U.S.)

NORTH AMERICA

- 17 182. PUERTO RICO
- 186. VIRGIN ISLANDS
- 28 68 197. AMERICAN INDIAN
- 201. NORTH AMERICA (EXCEPT U.S.) COMBINATION OF  
CANADA, MEXICO, AND/OR CENTRAL AMERICA)
- 4 - 207. CANADA - ANCESTRY OF ANGLO-SAXON ORIGIN
- 2 208. CANADA - ANCESTRY OF FRENCH ORIGIN
- 11 209. CANADA - NA ORIGIN OR OTHER ORIGIN
- 10 70 219. MEXICO
- 229. CENTRAL AMERICA

(CON'T.)

CONVENTION DELEGATE STUDY - PART B

VAR #

596            107. (CON'T.)

---

(CON'T.)

WEST INDIES (EXCEPT PUERTO RICO AND VIRGIN ISLANDS)

- -    231.   BARBADOS
- -    232.   CUBA
- -    233.   DOMINICAN REPUBLIC
- -    234.   HAITI
- -    235.   JAMAICA
- -    236.   NETHERLANDS ANTILLES
- -    237.   TRINIDAD AND TOBAGO
- -    238.   ISLANDS OF LESSER ANTILLES - EXCEPT VIRGIN ISLANDS AND NETHERLANDS ANTILLES
- 3    239.   WEST INDIES (EXCEPT PUERTO RICO AND VIRGIN ISLANDS) OR "CARIBBEAN" - REFERENCE TO TWO OR MORE WEST INDIAN COUNTRIES

SOUTH AMERICA

- -    259.   SOUTH AMERICA, SOUTH AMERICAN COUNTRY OR COUNTRIES

EUROPE

BRITISH ISLES

- 384   461   301.   ENGLAND
- 140   520   302.   IRELAND (NA NORTH OR SOUTH); SOUTHERN IRELAND
- 84    132   303.   SCOTLAND
- 56    23    304.   WALES
- -    305.   NORTH IRELAND (ULSTER)
- 44    53    306.   SCOT-IRISH
- -    308.   UNITED KINGDOM, GREAT BRITAIN
- 18    27    309.   "BRITISH ISLES"; GENERAL MENTION OF AREA. REFERENCE TO TWO OR MORE COUNTRIES OF THE BRITISH ISLES

(CON'T.)

CONVENTION DELEGATE STUDY - PART B

VAR #

596

107. (CON'T.)

---

(CON'T.)

WESTERN EUROPE

-	10	310.	AUSTRIA
-	4	311.	BELGIUM
34	95	312.	FRANCE
-	-	313.	FEDERAL REPUBLIC OF GERMANY (W. GERMANY)
2	-	314.	GERMAN DEMOCRATIC REPUBLIC (E. GERMANY)
224	345	315.	GERMANY, NA - EAST OR WEST
-	-	316.	LUXEMBOURG
26	47	317.	NETHERLANDS; HOLLAND
8	11	318.	SWITZERLAND
2	10	319.	<u>"WESTERN EUROPE"</u> ; GENERAL MENTION OF AREA. REFERENCE TO TWO OR MORE COUNTRIES OF WESTERN EUROPE

SCANDINAVIA

14	16	321.	DENMARK
-	2	322.	FINLAND
14	18	323.	NORWAY
26	41	324.	SWEDEN
-	-	325.	ICELAND
4	7	328.	GENERAL MENTION OF AREA OF WESTERN EUROPE AND/OR SCANDINAVIA AND/OR BRITISH ISLES AND/OR MEDITERRANEAN COUNTRIES AND/OR GREECE; REFERENCE TO TWO OR MORE COUNTRIES IN DIFFERENT AREAS LISTED ABOVE
8	26	329.	<u>"SCANDINAVIA"</u> ; GENERAL MENTION OF AREA. REFERENCE TO TWO OR MORE SCANDINAVIAN COUNTRIES

EASTERN EUROPE

4	22	331.	CZECHOSLOVAKIA (SLAVIK)
-	-	332.	ESTONIA
-	24	333.	HUNGARY
-	2	334.	LATVIA
-	10	335.	LITHUANIA
16	43	336.	POLAND

(CON'T.)

CONVENTION DELEGATE STUDY - PART B

VAR #

596

107. (CON'T.)

---

(CON'T.)

-	28	337.	RUSSIA (OR U.S.S.R.)
-	2	338.	UKRAINE
-	2	339.	<u>"EASTERN EUROPE"</u> ; GENERAL MENTION OF AREA. REFERENCE TO TWO OR MORE COUNTRIES OF EASTERN EUROPE

BALKAN COUNTRIES

-	-	341.	ALBANIA
-	3	342.	BULGARIA
10	10	343.	GREECE
-	4	344.	RUMANIA
6	12	345.	YUGOSLAVIA
-	3	348.	GENERAL MENTION OF AREA. REFERENCE TO TWO OR MORE BALKAN COUNTRIES
-	-	349.	<u>"BALKANS"</u> ; GENERAL REFERENCE OF AREA. REFERENCE TO COUNTRIES IN EASTERN EUROPE <u>AND BALKAN COUNTRIES</u>

MEDITERRANEAN COUNTRIES

46	132	351.	ITALY
-	3	352.	PORTUGAL
2	27	353.	SPAIN
-	-	354.	MALTA OR GOZO
-	3	399.	<u>"EUROPE"</u> ; GENERAL MENTION OF AREA. REFERENCE TO TWO OR MORE COUNTRIES OF EUROPE IN DIFFERENT AREAS

(CON'T.)

CONVENTION DELEGATE STUDY - PART B

VAR #

596 107. (CON'T.)

---

(CON'T.)

ASIA (EXCEPT NEAR EAST)

-	-	401.	AFGHANISTAN
4	3	404.	INDIA
-	-	405.	PAKISTAN
-	-	428.	SOUTHEAST ASIA - INDOCHINA, THAILAND, MALAYA, BURMA, PHILLIPPINES, INDONESIA
-	2	431.	CHINA (MAINLAND)
-	-	432.	TAIWAN, FORMOSA
-	2	451.	JAPAN
-	-	452.	KOREA
-	5	499.	"ASIA"; GENERAL MENTION OF AREA. REFER- ENCE TO TWO OR MORE COUNTRIES OF ASIA

NEAR EAST

-	-	501.	U.A.R. (EGYPT)
-	-	502.	IRAN
-	-	503.	IRAQ
18	242	504.	ISRAEL (OR PALESTINE), JEWISH
-	-	505.	JORDAN
4	5	506.	LEBANON
-	-	507.	SAUDI ARABIA
-	-	508.	SYRIA
-	-	509.	TURKEY
2	-	599.	"NEAR EAST", "MIDDLE EAST"; GENERAL MEN- TION OF AREA. REFERENCE TO TWO OR MORE COUNTRIES OF NEAR EAST

AFRICA

-	-	655.	SOUTH AFRICA
48	273	698.	BLACK/NEGRO/COLORED
2	106	699.	AFRICA: ANY AFRICAN COUNTRY OR COUNTRIES, EXCLUDING ONLY SOUTH AFRICA AND U.A.R. (EGYPT), AFRO-AMERICAN

(CON'T.)

CONVENTION DELEGATE STUDY - PART B

VAR #

596 107. (CON'T.)

(CON'T.)

OCEANIA

-	-	704.	AUSTRALIA, NEW ZEALAND, TASMANIA
2	-	705.	POLYNESIAN, HAWAIIAN
4	5	997.	OTHER (COMBINATIONS) NOT CODEABLE ELSEWHERE
4	38	998.	DK
20	65	999.	NA
918	2249	000.	NO IDENTIFICATION; NO SECOND RESPONSE; AMERICAN ONLY

597

SUMMARY CODE FOR QUESTION 107

FIRST THREE RESPONSES CODED

50	375	01.	BLACK/NEGRO/AFRO-AMERICAN
18	247	02.	JEWISH
554	666	03.	ENGLISH/SCOTTISH/WELSH
180	608	04.	IRISH
234	355	05.	GERMANIC
46	134	06.	ITALIAN
10	7	07.	GREEK
36	107	08.	FRENCH
74	105	09.	SCANDINAVIAN
36	117	10.	OTHER WESTERN EUROPEAN
16	45	11.	POLISH
10	38	12.	SLAVIC
4	72	13.	OTHER EASTERN EUROPEAN
4	5	14.	ARABIC
10	70	15.	CHICANO
-	-	16.	CUBAN
-	17	17.	PUERTO RICAN
32	73	18.	AMERICAN INDIAN
-	2	19.	JAPANESE
-	2	20.	CHINESE
-	8	21.	OTHER ASIAN
8	15	97.	OTHER
6	36	98.	DK
20	65	99.	NA
2012	4847	00.	NO IDENTIFICATION; NO FURTHER RESPONSE

CONVENTION DELEGATE STUDY - PART B

VAR #

598 108. WHAT WAS THE HIGHEST GRADE OF SCHOOL OR YEAR OF COLLEGE  
YOU COMPLETED.

---

-	-	00.	0 GRADES
-	-	01.	1 GRADE
-	-	02.	2 GRADES
-	3	03.	3 GRADES
-	-	04.	4 GRADES
-	-	05.	5 GRADES
-	4	06.	6 GRADES
-	3	07.	7 GRADES
8	21	08.	8 GRADES
2	12	09.	9 GRADES
-	22	10.	10 GRADES
14	39	11.	11 GRADES
120	365	12.	12 GRADES
60	193	13.	13 GRADES
174	323	14.	14 GRADES
64	155	15.	15 GRADES
207	498	16.	16 GRADES
453	1000	17.	17 OR MORE GRADES
18	34	99.	NA

599 108A. DID YOU GET A HIGH SCHOOL GRADUATION DIPLOMA OR PASS A  
HIGH SCHOOL EQUIVALENCY TEST.

---

200	512	1.	YES
10	38	2.	NO
882	2029	9.	NA
28	93	0.	INAP, CODED 00-10, 98- 99 IN V598

600 108B. DO YOU HAVE A COLLEGE DEGREE.

---

313	697	3.	NO
651	1490	4.	YES
6	34	9.	NA
150	451	0.	INAP, CODED 00-12, 98-99 IN V598

CONVENTION DELEGATE STUDY - PART B

VAR #

601 SUMMARY CODE 108-108C

108. WHAT WAS THE HIGHEST GRADE OF SCHOOL OR YEARS OF COLLEGE YOU COMPLETED.

108A. DID YOU GET A HIGH SCHOOL GRADUATION DIPLOMA OR PASS A HIGH SCHOOL EQUIVALENCY TEST.

108B. DO YOU HAVE A COLLEGE DEGREE.

108C. WHAT DEGREE IS THAT.

HIGHEST LEVEL OF EDUCATION OR HIGHEST DEGREE CODED

-	-	10.	0 GRADES
-	-	11.	1 GRADE
-	-	12.	2 GRADES
-	3	13.	3 GRADES
2	3	14.	4 GRADES
-	-	15.	5 GRADES
-	4	16.	6 GRADES
-	3	17.	7 GRADES
8	21	21.	8 GRADES
2	12	31.	9 GRADES
-	22	32.	10 GRADES
8	31	33.	11 GRADES WITHOUT HIGH SCHOOL DIPLOMA OR HIGH SCHOOL EQUIVALENCY TEST
4	9	41.	12 GRADES WITHOUT HIGH SCHOOL DIPLOMA OR HIGH SCHOOL EQUIVALENCY TEST
12	8	51.	11 GRADES WITH HIGH SCHOOL DIPLOMA OR HIGH SCHOOL EQUIVALENCY TEST
110	321	61.	12 GRADES WITH HIGH SCHOOL DIPLOMA OR HIGH SCHOOL EQUIVALENCY TEST
310	708	71.	SOME COLLEGE (NO DEGREE)
298	721	81.	BACHELOR'S DEGREE (EXCEPT CODE 84) (4 OR 5 YEARS COLLEGE). BS, BA, AB, AB IN TH, B ARCH, B CH E, BCL, BCS, BD, BE, B ED, BFA, FJ, B LIT, BSA, BSC, BSEP, BSFS, BS IN CE, BS IN CHE, BS IN ED, BS IN LS, JCB, LITB, PHB, SB, STB
88	324	82.	MASTER'S DEGREE. MS, MSC, MA, MAT, MBA, MDS, MED, MPA, EDM, LLM, MPH, MPA, MS IN LS, MSW, MUSM, SM, STM, MMUS, MFS, MSLS
14	89	83.	PHD, LITD, SCD, DFA, DLIT, DPH, DPHIL, JSD, SJD
197	321	84.	LLB, JD
30	26	85.	MD, DDS, DVM, VS, DSC, DO (D. OF OSTEOPATHY)
-	3	86.	JCD, STD, THD
21	12	87.	HONORARY DEGREE (LLD, DD, LHD)
16	31	99.	NA

CONVENTION DELEGATE STUDY - PART B

VAR #

602 109. ARE YOU PRESENTLY EMPLOYED, OR ARE YOU UNEMPLOYED,  
RETIREED, (A HOUSEWIFE), (A STUDENT), OR WHAT.

---

884	2094	1.	WORKING NOW
-	7	2.	TEMPORARILY LAID OFF
2	12	3.	LOOKING FOR WORK
14	46	4.	UNEMPLOYED
14	45	5.	RETIRED
-	-	6.	PERMANENTLY DISABLED
188	332	7.	HOUSEWIFE
14	130	8.	STUDENT
4	6	9.	NA

603 112. WHEN DID YOU RETIRE.

---

LAST 2 DIGITS OF EXACT YEAR OF RETIREMENT CODED

99. NA  
00. INAP, CODED 1-4, 6-8 IN V602

604 111., 112A. HAVE YOU EVER DONE ANY WORK FOR PAY.

---

16	55	1.	YES
-	3	5.	NO

1104 2614 0. INAP, CODED 1, 2, 5, 7-9 IN V602; NO  
INTERVIEW

CONVENTION DELEGATE STUDY - PART B

VAR #

- 605            110. WHAT IS YOUR MAIN OCCUPATION. (WHAT SORT OF WORK DO YOU DO.) (IF NOT CLEAR: TELL ME A LITTLE MORE ABOUT WHAT YOU DO.)
- 111A. WHAT SORT OF WORK DID YOU DO ON YOUR LAST REGULAR JOB. (WHAT WAS YOUR OCCUPATION.)
- 112B. WHAT KIND OF WORK DID YOU DO WHEN YOU WORKED. (WHAT WAS YOUR OCCUPATION.)
- 

(SEE APPENDIX D FOR CODE)

000. INAP, CODED 7- 9 IN V602 ; 5, 9 IN V604;  
NO INTERVIEW

- 606            110A. WHAT KIND OF (BUSINESS/INDUSTRY) IS THAT IN.
- 111B., 112C. WHAT KIND OF (BUSINESS/INDUSTRY) WAS THAT IN.
- 

(SEE APPENDIX D FOR CODE)

000. INAP, CODED 7, 8 IN V602; 5, 9 IN V604;  
NO INTERVIEW

- 607            110B. DO YOU WORK FOR SOMEONE ELSE, YOURSELF, OR WHAT.
- 111C., 112D. DID YOU WORK FOR SOMEONE ELSE, YOURSELF, OR WHAT.
- 

501	1551	1.	SOMEONE ELSE
56	182	2.	BOTH SOMEONE ELSE AND SELF
357	461	3.	SELF ONLY
-	7	9.	NA
206	471	0.	INAP, CODED 7- 9 IN V602; 5, 9 IN V604

CONVENTION DELEGATE STUDY - PART B

VAR #

608

111D. HAVE YOU HAD A JOB IN THE PAST TWELVE MONTHS.

112E. DURING THE LAST TWELVE MONTHS DID YOU DO ANY WORK  
FOR PAY.

---

18 56 1. YES  
10 44 5. NO

2 - 9. NA  
1090 2572 0. INAP, CODED 1, 2, 7- 9 IN V602; 5, 9 IN V604

609

112F. ARE YOU DOING ANY WORK FOR PAY AT THE PRESENT TIME.

---

- - 1. YES  
2 11 5. NO

4 - 9. NA  
1114 2661 0. INAP, CODED 1-4, 7- 9 IN V602;  
5, 8, 9 IN V608; 5, 9 IN V604

610

110C. ABOUT HOW MANY HOURS DO YOU WORK ON YOUR JOB IN THE  
AVERAGE WEEK.

111E. ABOUT HOW MANY HOURS DID YOU WORK ON YOUR LAST JOB IN  
THE AVERAGE WEEK.

112G. ABOUT HOW MANY HOURS A WEEK DID YOU WORK IN THE AVERAGE  
WEEK WHEN YOU WERE WORKING.

---

ACTUAL # CODED (01-96)

97. 97 OR MORE HOURS A WEEK

98. DK

99. NA

00. INAP, CODED 7- 9 IN V602; 5, 9 IN V604;  
5, 8, 9 IN V608; 1, 8, 9 IN V609

CONVENTION DELEGATE STUDY - PART B

VAR #

611 110D. WERE YOU OUT OF WORK AT ANY TIME DURING THE LAST TWELVE MONTHS.

---

36	224	1. YES
842	1860	5. NO
6	17	9. NA
236	571	0. INAP, CODED 3-9 IN V602

612 113. (HOUSEWIFE, STUDENT) IN THE LAST TWELVE MONTHS, DID YOU DO ANY WORK FOR PAY.

---

40	141	1. YES
160	321	5. NO
2	-	9. NA
918	2210	0. INAP, CODED 1-6, 9 IN V602

613 113A. (HOUSEWIFE, STUDENT) ARE YOU DOING ANY WORK FOR PAY AT THE PRESENT TIME.

---

-	-	1. YES
40	138	5. NO
-	3	9. NA
1080	2531	0. INAP, CODED 1-6, 9 IN V602; 5, 8, 9 IN V612

CONVENTION DELEGATE STUDY - PART B

VAR #

614 113B. (HOUSEWIFE, STUDENT) WHAT KIND OF WORK DID YOU DO.  
(WHAT WAS YOUR OCCUPATION.)  
-----

(SEE APPENDIX D FOR CODE)

000. INAP, CODED 1-6, 9 IN V602; 5, 8, 9 IN V612  
1, 9 IN V613; NO INTERVIEW

615 113C. (HOUSEWIFE, STUDENT) WHAT KIND OF BUSINESS WAS THAT IN.  
-----

(SEE APPENDIX D FOR CODE)

000. INAP, CODED 1-6, 9 IN V602; 5, 8, 9 IN V612;  
1, 9 IN V613; NO INTERVIEW

616 113D. (HOUSEWIFE, STUDENT) DID YOU WORK FOR SOMEONE ELSE,  
YOURSELF, OR WHAT.  
-----

30	129	1.	SOMEONE ELSE
-	3	2.	BOTH SOMEONE ELSE AND SELF
10	4	3.	SELF ONLY
-	2	9.	NA
1080	2534	0.	INAP, CODED 1-6, 9 IN V602; 5, 8, 9 IN V612; 1, 9 IN V613

617 113E. (HOUSEWIFE, STUDENT) ABOUT HOW MANY HOURS A WEEK DID  
YOU WORK IN THE AVERAGE WEEK WHEN YOU WERE WORKING.  
-----

ACTUAL # CODED (01-96)

97. 97 OR MORE HOURS PER WEEK

98. DK

99. NA

00. INAP, CODED 1-6, 9 IN V602; 5, 8, 9 IN V612;  
1, 9 IN V613

CONVENTION DELEGATE STUDY - PART B

VAR #

618 114. WE WOULD ALSO LIKE TO KNOW ABOUT YOUR (HUSBAND/WIFE).

IS (HE/SHE) WORKING NOW, LOOKING FOR WORK, RETIRED,  
(A HOUSEWIFE), (A STUDENT), OR WHAT.

---

392	1197	1.	WORKING NOW
-	22	2.	TEMPORARILY LAID OFF
-	12	3.	LOOKING FOR WORK
-	3	4.	UNEMPLOYED
34	39	5.	RETIRED
-	2	6.	PERMANENTLY DISABLED
474	711	7.	HOUSEWIFE
2	27	8.	STUDENT
4	11	9.	NA
214	648	0.	INAP, NOT MARRIED

619 117. WHEN DID HE/SHE RETIRE.

---

LAST 2 DIGITS OF EXACT YEAR OF RETIREMENT CODED

99. NA  
00. INAP, NOT MARRIED; CODED 1-4, 6-9 IN V618

620 116., 117A. HAS HE/SHE EVER DONE ANY WORK FOR PAY.

---

-	17	1.	YES
-	-	5.	NO
1120	2655	0.	INAP, NOT MARRIED, CODED 1, 2, 5, 7-9 IN V618; NO INTERVIEW

CONVENTION DELEGATE STUDY - PART B

VAR #

621 115. WHAT IS HIS/HER MAIN OCCUPATION. (WHAT SORT OF WORK DOES HE/SHE DO. (IF NOT CLEAR: TELL ME A LITTLE MORE ABOUT WHAT HE/SHE DOES.)

116A. WHAT SORT OF WORK DID HE/SHE DO ON HIS/HER LAST REGULAR JOB. (WHAT WAS HIS/HER OCCUPATION.)

117B. WHAT KIND OF WORK DID HE/SHE DO WHEN HE/SHE WORKED. (WHAT WAS HIS/HER OCCUPATION.)

---

(SEE APPENDIX D FOR CODE)

000. INAP, NOT MARRIED; CODED 7-9 IN V618;  
5, 8, 9 IN V620; NO INTERVIEW

622 115A. WHAT KIND OF (BUSINESS/INDUSTRY) IS THAT IN.

116B., 117C. WHAT KIND OF (BUSINESS/INDUSTRY) WAS THAT IN.

---

(SEE APPENDIX D FOR CODE)

000. INAP, NOT MARRIED; CODED 7-9 IN V618;  
5, 8, 9 IN V620; NO INTERVIEW

623 115B. DOES HE/SHE WORK FOR SOMEONE ELSE, HIMSELF/HERSELF, OR WHAT.

116C., 117D. DID HE/SHE WORK FOR SOMEONE ELSE, HIMSELF/HERSELF OR WHAT.

---

252	980	1.	SOMEONE ELSE
44	69	2.	BOTH SOMEONE ELSE AND SELF
128	224	3.	SELF ONLY

2	2	9.	NA
694	1397	0.	INAP, NOT MARRIED; CODED 7-9 IN V618; 5, 8, 9 IN V620

CONVENTION DELEGATE STUDY - PART B

VAR #

624 116D. HAS HE/SHE HAD A JOB IN THE PAST TWELVE MONTHS.

117E. DURING THE LAST TWELVE MONTHS DID HE/SHE DO ANY  
WORK FOR PAY.

---

4	18	1.	YES
30	38	5.	NO
1086	2616	0.	INAP, NOT MARRIED: CODED 1, 2, 7-9 IN V618; 5, 8, 9 IN V620; NO INTERVIEW

625 117F. IS HE/SHE DOING ANY WORK FOR PAY AT THE PRESENT TIME.

---

-	-	1.	YES
4	6	5.	NO
1116	2666	0.	INAP, NOT MARRIED: CODED 1-4, 7-9 IN V618; 5, 8, 9 IN V620; 5, 8, 9 IN V624; NO INTERVIEW

626 115C. ABOUT HOW MANY HOURS DOES HE/SHE WORK ON HIS/HER JOB IN  
THE AVERAGE WEEK.

116E., 117G. ABOUT HOW MANY HOURS DID HE/SHE WORK ON HIS/HER  
LAST JOB IN THE AVERAGE WEEK.

---

ACTUAL # CODED (01-96)

97. 97 OR MORE HOURS PER WEEK

98. DK

99. NA

00. INAP, NOT MARRIED; CODED 7-9 IN V618;  
5, 8, 9 IN V620; 5, 8, 9 IN V624; 1, 8, 9  
IN V625

CONVENTION DELEGATE STUDY - PART B

VAR #

627 115D. WAS HE/SHE OUT OF WORK AT ANY TIME DURING THE LAST  
TWELVE MONTHS:  
-----

20	124	1.	YES
358	1083	5.	NO

14	12	9.	NA
728	1453	0.	INAP, NOT MARRIED; CODED 3-9 IN V618;

628 118. (HOUSEWIFE, STUDENT) IN THE LAST TWELVE MONTHS DID HE/  
SHE DO ANY WORK FOR PAY.  
-----

34	87	1.	YES
442	651	5.	NO

644	1934	0.	INAP, NOT MARRIED: CODED 1-6, 9 IN V618; NO INTERVIEW
-----	------	----	--

629 118A. (HOUSEWIFE, STUDENT) IS HE/SHE DOING ANY WORK FOR PAY  
AT THE PRESENT TIME.  
-----

-	-	1.	YES
30	82	5.	NO

4	5	9.	NA
1086	2585	0.	INAP, NOT MARRIED; CODED 1-6, 9 IN V618; 5, 8, 9 IN V628

CONVENTION DELEGATE STUDY - PART B

VAR #

630 118B. (HOUSEWIFE, STUDENT) WHAT KIND OF WORK DID HE/SHE DO.  
(WHAT WAS HIS/HER OCCUPATION.)

---

(SEE APPENDIX D FOR CODE)

000. INAP, NOT MARRIED; CODED 1-6, 9 IN V618;  
5, 8, 9 IN V628; 1, 8, 9 IN V629; NO  
INTERVIEW

631 118C. (HOUSEWIFE, STUDENT) WHAT KIND OF BUSINESS WAS THAT IN.

---

(SEE APPENDIX D FOR CODE)

000. INAP, NOT MARRIED; CODED 1-6, 9 IN V618;  
5, 8, 9 IN V628; 1, 8, 9 IN V629; NO  
INTERVIEW

632 118D. (HOUSEWIFE, STUDENT) DID HE/SHE WORK FOR SOMEONE ELSE,  
HIMSELF/HERSELF, OR WHAT.

---

18	70	1.	SOMEONE ELSE
-	6	2.	BOTH SOMEONE ELSE AND SELF
8	6	3.	SELF ONLY
4	-	9.	NA
1090	2590	0.	INAP, NOT MARRIED; CODED 1-6 IN V618; 5, 8, 9 IN V628; 1, 8, 9 IN V629

633 118E. (HOUSEWIFE, STUDENT) ABOUT HOW MANY HOURS A WEEK DID  
HE/SHE WORK IN THE AVERAGE WEEK WHEN HE/SHE WORKED.

---

ACTUAL # OF HOURS/WEEK (01-96) CODED

97. 97 OR MORE HOURS PER WEEK

98. DK

99. NA

00. INAP, NOT MARRIED; CODED 1-6 IN V618;  
5, 8, 9 IN V628; 1, 8, 9 IN V629

CONVENTION DELEGATE STUDY - PART B

VAR #

634

SUMMARY R'S WORKING STATUS

6	9	1. WORKING NOW <u>AND</u> RETIRED
20	52	2. WORKING NOW <u>AND</u> HOUSEWIFE
26	143	3. WORKING NOW <u>AND</u> STUDENT
1064	2462	5. NONE OF ABOVE
4	6	9. NA

635

SUMMARY SPOUSE WORKING STATUS

2	13	1. WORKING NOW <u>AND</u> RETIRED
40	58	2. WORKING NOW <u>AND</u> HOUSEWIFE
-	6	3. WORKING NOW <u>AND</u> STUDENT
860	1936	5. NONE OF ABOVE
4	11	9. NA
214	648	0. INAP, NO SPOUSE

636

119. (CARD 17) WOMEN HAVE MANY WAYS OF COMBINING WORK AND FAMILY. WHICH OF THESE PATTERNS BEST DESCRIBES YOUR OWN WORK PATTERN.

(WOMEN DELEGATES ONLY)

24	83	01. CONTINUOUS EMPLOYMENT OUTSIDE THE HOME WITH NO FAMILY RESPONSIBILITIES OR NA WHETHER
14	63	02. CONTINUOUS EMPLOYMENT OUTSIDE THE HOME WITH HOMEMAKING RESPONSIBILITIES ASSUMED BY SOMEONE ELSE
90	317	03. CONTINUOUS OUTSIDE EMPLOYMENT, COMBINING BOTH WORK AND HOMEMAKING THROUGHOUT ADULT LIFE
20	105	04. OUTSIDE EMPLOYMENT WITH INTERRUPTIONS FOR CHILD RAISING
66	202	05. OUTSIDE EMPLOYMENT ON AND OFF IN NO REGULAR PATTERN - WORKING AS OFTEN AS NEEDED OR DESIRED
52	88	06. OUTSIDE EMPLOYMENT ONLY BEFORE MARRIAGE AND/OR CHILDREN
108	157	07. NO EMPLOYMENT OUTSIDE THE HOME FOR ANY SIGNIFICANT PERIOD
-	6	08. PART-TIME EMPLOYMENT OR NA HELP IN HOME
-	6	09. PART-TIME EMPLOYMENT WITH HELP IN HOME
6	24	97. OTHER
-	2	98. DK
4	58	99. NA
736	1561	00. INAP, MALE RESPONDENT

CONVENTION DELEGATE STUDY - PART B

VAR #

637 120. (CARD 17) WHAT WOULD BE YOUR IDEAL WORK PATTERN, THE ONE YOU WOULD MOST LIKE TO FOLLOW IF YOU COULD.

---

(WOMEN DELEGATES ONLY)

16	62	01.	CONTINUOUS EMPLOYMENT OUTSIDE THE HOME WITH NO FAMILY RESPONSIBILITIES OR NA WHETHER
40	209	02.	CONTINUOUS EMPLOYMENT OUTSIDE THE HOME WITH HOMEMAKING RESPONSIBILITIES ASSUMED BY SOMEONE ELSE
82	244	03.	CONTINUOUS OUTSIDE EMPLOYMENT, COMBINING BOTH WORK AND HOMEMAKING THROUGHOUT ADULT LIFE
16	103	04.	OUTSIDE EMPLOYMENT WITH INTERRUPTIONS FOR CHILD RAISING
108	257	05.	OUTSIDE EMPLOYMENT ON AND OFF IN NO REGULAR PATTERN - WORKING AS OFTEN AS NEEDED OR DESIRED
16	28	06.	OUTSIDE EMPLOYMENT ONLY BEFORE MARRIAGE AND/OR CHILDREN
82	119	07.	NO EMPLOYMENT OUTSIDE THE HOME FOR ANY SIGNIFICANT PERIOD
2	4	08.	PART-TIME EMPLOYMENT OR NA HELP IN HOME
-	10	09.	PART-TIME EMPLOYMENT WITH HELP IN HOME
6	22	97.	OTHER
4	10	98.	DK
12	43	99.	NA
736	1561	00.	INAP, MALE RESPONDENT

638 121. IS YOUR RELIGIOUS PREFERENCE PROTESTANT, CATHOLIC, JEWISH OR SOMETHING ELSE.

121A. WHAT CHURCH DENOMINATION IS THAT.

---

PROTESTANT. GENERAL

6	54	100.	PROTESTANT. NO DENOMINATION GIVEN
-	12	101.	NON-DENOMINATIONAL PROTESTANT CHURCH
2	2	102.	COMMUNITY CHURCH (NO DENOMINATIONAL BASIS)
8	15	109.	OTHER PROTESTANT (NOT LISTED BELOW)

(CON'T.)

CONVENTION DELEGATE STUDY - PART B

VAR #

638 121., 121A. (CON'T.)

---

(CON'T.)

PROTESTANT. REFORMATION ERA

158	157	110.	PRESBYTERIAN
62	65	111.	LUTHERAN
50	22	112.	CONGREGATIONAL
-	2	113.	EVANGELICAL AND REFORMED
8	3	114.	REFORMED, DUTCH REFORMED, OR CHRISTIAN REFORMED
10	16	115.	UNITED CHURCH OF CHRIST
156	114	116.	EPISCOPALIAN, ANGLICAN, CHURCH OF ENGLAND

PROTESTANT. PIETISTIC

212	311	120.	METHODIST
-	16	121.	AFRICAN METHODIST EPISCOPAL
-	-	122.	UNITED BRETHREN OR EVANGELICAL BRETHREN
110	243	123.	BAPTIST
8	5	124.	DISCIPLES OF CHRIST
6	34	125.	'CHRISTIAN'
-	-	126.	MENNONITE 'AMISH'
-	3	127.	CHURCH OF THE BRETHREN

PROTESTANT. NEO-FUNDAMENTALIST

-	-	130.	UNITED MISSIONARY OR PROTESTANT MISSIONARY
-	3	131.	CHURCH OF GOD
-	3	132.	NAZARENE OR FREE METHODIST
-	6	133.	CHURCH OF GOD IN CHRIST
-	-	134.	PLYMOUTH BRETHREN
4	2	135.	PENTECOSTAL OR ASSEMBLY OF GOD
6	21	136.	CHURCH OF CHRIST
-	-	137.	SALVATION ARMY
-	13	138.	PRIMITIVE BAPTIST OR FREE WILL BAPTIST, MISSIONARY BAPTIST
6	-	139.	SEVENTH DAY ADVENTIST
14	28	140.	SOUTHERN BAPTIST
-	-	141.	MISSOURI SYNOD LUTHERAN
-	5	149.	OTHER FUNDAMENTALIST

(CON'T.)

CONVENTION DELEGATE STUDY - PART B

VAR #

638 121., 121A. (CON'T.)

---

(CON'T.)

NON-TRADITIONAL CHRISTIAN

8	2	150.	CHRISTIAN SCIENTISTS
-	-	151.	SPIRITUALISTS
32	39	152.	LATTER DAY SAINTS, MORMONS
4	114	153.	UNITARIAN OR UNIVERSALIST
-	2	154.	JEHOVAH'S WITNESSES
-	37	155.	QUAKERS
-	2	156.	UNITY

CATHOLIC

182 655 200. ROMAN CATHOLIC

JEWISH

18 290 300. JEWISH

GREEK RITE CATHOLIC

- - 700. GREEK RITE CATHOLIC

EASTERN ORTHODOX

10	2	710.	GREEK ORTHODOX
-	-	711.	RUSSIAN ORTHODOX
-	-	712.	RUMANIAN ORTHODOX
-	-	713.	SERBIAN ORTHODOX
-	-	719.	OTHER ORTHODOX

(CON'T.)

CONVENTION DELEGATE STUDY - PART B

VAR #

638            121., 121A. (CON'T.)

(CON'T.)

NON-CHRISTIANS, OTHER THAN JEWISH

-	3	720.	MOHAMMEDANS
-	6	721.	BUDDHISTS
-	3	722.	HINDU
-	-	723.	BAHAI
-	29	728.	AGNOSTICS, ATHEISTS
-	2	729.	OTHER NON-JUDEO-CHRISTIAN RELIGIONS
6	7	790.	OTHER RELIGIONS
2	43	998.	DK PREFERENCE, NO PREFERENCE
12	28	999.	NA
20	253	000.	NONE

639            122. WHERE WERE YOU BORN. (IF UNITED STATES) WHICH STATE.

UNITED STATES

NEW ENGLAND

24	25	101.	CONNECTICUT
2	-	102.	MAINE
38	83	103.	MASSACHUSETTS
8	29	104.	NEW HAMPSHIRE
6	11	105.	RHODE ISLAND
10	5	106.	VERMONT
-	3	109.	GENERAL MENTION OF AREA

MIDDLE ATLANTIC

14	19	111.	DELAWARE
31	49	112.	NEW JERSEY
72	309	113.	NEW YORK
72	165	114.	PENNSYLVANIA

(CON'T.)

CONVENTION DELEGATE STUDY - PART B

VAR #

639            122. (CON'T.)

---

(CON'T.)

EAST NORTH CENTRAL

64	176	121.	ILLINOIS
40	89	122.	INDIANA
18	79	123.	MICHIGAN
52	141	124.	OHIO
20	49	125.	WISCONSIN

WEST NORTH CENTRAL

64	71	131.	IOWA
32	42	132.	KANSAS
20	61	133.	MINNESOTA
16	57	134.	MISSOURI
4	23	135.	NEBRASKA
4	11	136.	NORTH DAKOTA
16	22	137.	SOUTH DAKOTA

SOLID SOUTH

20	58	140.	VIRGINIA
26	72	141.	ALABAMA
18	37	142.	ARKANSAS
10	43	143.	FLORIDA
23	71	144.	GEORGIA
8	34	145.	LOUISIANA
12	33	146.	MISSISSIPPI
30	79	147.	NORTH CAROLINA
18	37	148.	SOUTH CAROLINA
38	117	149.	TEXAS

(CON'T.)

CONVENTION DELEGATE STUDY - PART B

VAR #

639            122. (CON'T.)

---

(CON'T.)

BORDER STATES

22	36	151.	KENTUCKY
12	39	152.	MARYLAND
28	29	153.	OKLAHOMA
20	53	154.	TENNESSEE
10	32	155.	WASHINGTON, D.C.
28	37	156.	WEST VIRGINIA

MOUNTAIN STATES

20	16	161.	ARIZONA
18	28	162.	COLORADO
-	15	163.	IDAHO
2	5	164.	MONTANA
-	-	165.	NEVADA
-	10	166.	NEW MEXICO
38	36	167.	UTAH
-	8	168.	WYOMING

PACIFIC STATES

38	105	171.	CALIFORNIA
6	2	172.	OREGON
12	25	173.	WASHINGTON

(CON'T.)

CONVENTION DELEGATE STUDY - PART B

VAR #

639

122. (CON'T.)

---

(CON'T.)

EXTERNAL STATES AND TERRITORIES

- - 180. ALASKA  
- 3 181. HAWAII  
- 11 182. PUERTO RICO  
- - 183. AMERICAN SAMOA, GUAM  
- - 184. PANAMA CANAL ZONE  
- - 185. TRUST TERRITORY OF THE PACIFIC ISLANDS  
- - 186. VIRGIN ISLANDS  
- - 187. OTHER U.S. DEPENDENCIES  
- 2 199. UNITED STATES, NA WHAT STATE

WESTERN HEMISPHERE (EXCEPT U.S.)

NORTH AMERICA

- - 201. NORTH AMERICA (EXCEPT U.S.) (COMBINATION OF  
CANADA, MEXICO, AND/OR CENTRAL AMERICA)  
- 9 207. CANADA - ANCESTRY OF ANGLO-SAXON ORIGIN  
- - 208. CANADA - ANCESTRY OF FRENCH ORIGIN  
- 7 209. CANADA - NA ORIGIN OR OTHER ORIGIN  
2 11 219. MEXICO  
- 2 229. CENTRAL AMERICA

WEST INDIES (EXCEPT PUERTO RICO AND VIRGIN ISLANDS)

---

- - 231. BARBADOS  
- - 232. CUBA  
- - 233. DOMINICAN REPUBLIC  
- - 234. HAITI  
- - 235. JAMAICA  
- - 236. NETHERLANDS ANTILLES  
- - 237. TRINIDAD AND TOBAGO  
- - 238. ISLANDS OF LESSER ANTILLES - EXCEPT VIRGIN ISLANDS AND NETHERLANDS ANTILLES  
- - 239. WEST INDIES (EXCEPT PUERTO RICO AND VIRGIN ISLANDS) OR "CARIBBEAN"

(CON'T.)

CONVENTION DELEGATE STUDY - PART B

VAR #

639

122. (CON'T.)

---

(CON'T.)

SOUTH AMERICA

- - 259. SOUTH AMERICA, SOUTH AMERICAN COUNTRY

EUROPE

BRITISH ISLES

- 3 301. ENGLAND  
- - 302. IRELAND (NA NORTH OR SOUTH); SOUTHERN IRELAND  
4 3 303. SCOTLAND  
- - 304. WALES  
- - 305. NORTH IRELAND (ULSTER)  
- - 306. SCOT-IRISH  
- - 308. UNITED KINGDOM, GREAT BRITAIN  
- - 309. "BRITISH ISLES"; GENERAL MENTION OF AREA

WESTERN EUROPE

- 2 310. AUSTRIA  
- - 311. BELGIUM  
- 3 312. FRANCE  
- - 313. FEDERAL REPUBLIC OF GERMANY (W. GERMANY)  
- - 314. GERMAN DEMOCRATIC REPUBLIC (E. GERMANY)  
2 - 315. GERMANY. NA - EAST OR WEST  
- - 316. LUXEMBOURG  
- - 317. NETHERLANDS; HOLLAND  
- - 318. SWITZERLAND  
- - 319. "WESTERN EUROPE"; GENERAL MENTION OF AREA

(CON'T.)

CONVENTION DELEGATE STUDY - PART B

VAR #

639

122. (CON'T.)

---

(CON'T.)

SCANDINAVIA

- - 321. DENMARK
- - 322. FINLAND
- 2 323. NORWAY
- - 324. SWEDEN
- - 325. ICELAND
- - 329. "SCANDINAVIA"; GENERAL MENTION OF AREA

EASTERN EUROPE

- - 331. CZECHOSLOVAKIA (SLAVIK)
- - 332. ESTONIA
- 2 333. HUNGARY
- - 334. LATVIA
- - 335. LITHUANIA
- 4 336. POLAND
- 6 337. RUSSIA (OR U.S.S.R.)
- - 338. UKRAINE
- - 339. "EASTERN EUROPE"; GENERAL MENTION OF AREA

BALKAN COUNTRIES

- - 341. ALBANIA
- - 342. BULGARIA
- - 343. GREECE
- 2 344. RUMANIA
- 2 345. YUGOSLAVIA
- - 348. GENERAL MENTION OF AREA

(CON'T.)

CONVENTION DELEGATE STUDY - PART B

VAR #

639 122. (CON'T.)

---

(CON'T.)

MEDITERRANEAN COUNTRIES

4 6 351. ITALY  
- - 352. PORTUGAL  
- - 353. SPAIN  
- - 354. MALTA OR GOZO  
  
- - 399. "EUROPE"; GENERAL MENTION OF AREA

ASIA (EXCEPT NEAR EAST)

- - 401. AFGHANISTAN  
- 3 404. INDIA  
- - 405. PAKISTAN  
4 - 428. SOUTHEAST ASIA - INDOCHINA, THAILAND,  
MALAYA, BURMA, PHILLIPPINES, INDONESIA  
- 2 431. CHINA (MAINLAND)  
- - 432. TAIWAN, FORMOSA  
- - 451. JAPAN  
- - 452. KOREA  
  
- - 499. "ASIA"; GENERAL MENTION OF AREA

NEAR EAST

- - 501. U.A.R. (EGYPT)  
- - 502. IRAN  
- - 503. IRAQ  
- - 504. ISRAEL (OR PALESTINE) (JEWISH)  
- - 505. JORDAN  
- - 506. LEBANON  
- - 507. SAUDI ARABIA  
- - 508. SYRIA  
- - 509. TURKEY  
  
- - 599. "NEAR EAST", "MIDDLE EAST"; GENERAL MENTION  
OF AREA

(CON'T.)





CONVENTION DELEGATE STUDY - PART B

VAR #

644 S3. RELATIONSHIP OF R TO HEAD:-----

790	1666	1.	IS HEAD
294	760	2.	WIFE OF HEAD
16	119	4.	SON OF HEAD
20	101	5.	DAUGHTER OF HEAD
-	-	6.	FATHER OF HEAD
-	-	7.	MOTHER OF HEAD
-	6	8.	OTHER RELATIVE
-	15	9.	NA
-	5	0.	NO RELATION TO HEAD

645 S4. OTHER PERSONS PRESENT AT INTERVIEW WERE:-----

SIX RESPONSES CODED

6481	15163	0.	NONE; NO FURTHER RESPONSE
28	161	1.	CHILDREN UNDER 6
14	149	2.	OLDER CHILDREN
57	202	3.	SPOUSE
10	40	4.	OTHER RELATIVES
108	259	5.	OTHER ADULTS
4	17	8.	DK
18	41	9.	NA

646 S5. RESPONDENT'S COOPERATION WAS:-----

843	2058	1.	VERY GOOD
173	459	2.	GOOD
58	107	3.	FAIR
12	24	4.	POOR
20	10	5.	VERY LOW
14	14	9.	NA

CONVENTION DELEGATE STUDY - PART B

VAR #

647 S6. RESPONDENT'S GENERAL LEVEL OF INFORMATION ABOUT POLITICS  
AND PUBLIC AFFAIRS SEEMED:

---

602	1317	1. VERY HIGH
376	998	2. FAIRLY HIGH
126	282	3. AVERAGE
4	56	4. FAIRLY LOW
4	5	5. VERY LOW
8	14	9. NA

648 S7. RATE R'S APPARENT INTELLIGENCE.

---

449	1103	1. VERY HIGH
499	1126	2. ABOVE AVERAGE
164	406	3. AVERAGE
4	21	4. BELOW AVERAGE
-	2	5. VERY LOW
4	14	9. NA

649 S8. HOW SUSPICIOUS DID R SEEM TO BE ABOUT THE STUDY, BEFORE  
THE INTERVIEW.

---

994	2401	1. NOT AT ALL
102	193	3. SOMEWHAT
14	70	5. VERY SUSPICIOUS
10	8	9. NA

CONVENTION DELEGATE STUDY - PART B

VAR #

650            S9.    OVERALL, HOW GREAT WAS R'S INTEREST IN THE INTERVIEW.

457	1183	1.	VERY HIGH
360	872	2.	ABOVE AVERAGE
247	506	3.	AVERAGE
32	66	4.	BELOW AVERAGE
24	30	5.	VERY LOW
-	15	9.	NA

651            S10.   HOW SINCERE DID R SEEM TO BE IN HIS ANSWERS.

962	2410	1.	COMPLETELY SINCERE
136	227	2.	USUALLY SINCERE
14	11	3.	OFTEN SEEMED TO BE INSINCERE
8	24	9.	NA

IN THE OSIRIS DATASET MULTIPLE RESPONSE VARIABLES HAVE BEEN INCLUDED TWICE SO THAT THE DICTIONARY CAN ACCESS THEM AS MULTIPLE RESPONSES OR ACCESS EACH RESPONSE INDIVIDUALLY. DECK AND COLUMN USERS SHOULD REFER TO THE EARLIER CODEBOOK REFERENCE FOR THE VARIABLE.

THESE VARIABLES ARE NOT INCLUDED FOR DECK AND COLUMN USERS.

VAR #

DATA REPEATED FROM

652	VARIABLE 367	QUESTION 2	RESPONSE 1
653	VARIABLE 367	QUESTION 2	RESPONSE 2
654	VARIABLE 367	QUESTION 2	RESPONSE 3
655	VARIABLE 368	QUESTION 2	RESPONSE 1
656	VARIABLE 368	QUESTION 2	RESPONSE 2
657	VARIABLE 368	QUESTION 2	RESPONSE 3

CONVENTION DELEGATE STUDY - PART B

IN THE OSIRIS DATASET MULTIPLE RESPONSE VARIABLES HAVE BEEN INCLUDED TWICE SO THAT THE DICTIONARY CAN ACCESS THEM AS MULTIPLE RESPONSES OR ACCESS EACH RESPONSE INDIVIDUALLY. DECK AND COLUMN USERS SHOULD REFER TO THE EARLIER CODEBOOK REFERENCE FOR THE VARIABLE.

THESE VARIABLES ARE NOT INCLUDED FOR DECK AND COLUMN USERS.

<u>VAR #</u>		<u>DATA REPEATED FROM</u>			
658	VARIABLE	369	QUESTION	3	RESPONSE 1
659	VARIABLE	369	QUESTION	3	RESPONSE 2
660	VARIABLE	369	QUESTION	3	RESPONSE 3
661	VARIABLE	379	QUESTION	9A	RESPONSE 1
662	VARIABLE	379	QUESTION	9A	RESPONSE 2
663	VARIABLE	379	QUESTION	9A	RESPONSE 3
664	VARIABLE	392	QUESTION	14A	RESPONSE 1
665	VARIABLE	392	QUESTION	14A	RESPONSE 2
666	VARIABLE	392	QUESTION	14A	RESPONSE 3
667	VARIABLE	392	QUESTION	14A	RESPONSE 4
668	VARIABLE	394	QUESTION	14C	RESPONSE 1
669	VARIABLE	394	QUESTION	14C	RESPONSE 2
670	VARIABLE	394	QUESTION	14C	RESPONSE 3

CONVENTION DELEGATE STUDY - PART B

IN THE OSIRIS DATASET MULTIPLE RESPONSE VARIABLES HAVE BEEN INCLUDED TWICE SO THAT THE DICTIONARY CAN ACCESS THEM AS MULTIPLE RESPONSES OR ACCESS EACH RESPONSE INDIVIDUALLY. DECK AND COLUMN USERS SHOULD REFER TO THE EARLIER CODEBOOK REFERENCE FOR THE VARIABLE.

THESE VARIABLES ARE NOT INCLUDED FOR DECK AND COLUMN USERS.

<u>VAR #</u>		<u>DATA REPEATED FROM</u>				
671	VARIABLE	417	QUESTION	35A	RESPONSE	1
672	VARIABLE	417	QUESTION	35A	RESPONSE	2
673	VARIABLE	421	QUESTION	38A	RESPONSE	1
674	VARIABLE	421	QUESTION	38A	RESPONSE	2
675	VARIABLE	422	QUESTION	38A	RESPONSE	1
676	VARIABLE	422	QUESTION	38A	RESPONSE	2
677	VARIABLE	423	QUESTION	38A	RESPONSE	1
678	VARIABLE	423	QUESTION	38A	RESPONSE	2
679	VARIABLE	426	QUESTION	40A	RESPONSE	1
680	VARIABLE	426	QUESTION	40A	RESPONSE	2
681	VARIABLE	427	QUESTION	40A	RESPONSE	1
682	VARIABLE	427	QUESTION	40A	RESPONSE	2

CONVENTION DELEGATE STUDY - PART B

IN THE OSIRIS DATASET MULTIPLE RESPONSE VARIABLES HAVE BEEN INCLUDED TWICE SO THAT THE DICTIONARY CAN ACCESS THEM AS MULTIPLE RESPONSES OR ACCESS EACH RESPONSE INDIVIDUALLY. DECK AND COLUMN USERS SHOULD REFER TO THE EARLIER CODEBOOK REFERENCE FOR THE VARIABLE.

THESE VARIABLES ARE NOT INCLUDED FOR DECK AND COLUMN USERS.

<u>VAR #</u>		<u>DATA REPEATED FROM</u>				
683	VARIABLE	428	QUESTION	40A	RESPONSE	1
684	VARIABLE	428	QUESTION	40A	RESPONSE	2
685	VARIABLE	431	QUESTION	42A	RESPONSE	1
686	VARIABLE	431	QUESTION	42A	RESPONSE	2
687	VARIABLE	432	QUESTION	42A	RESPONSE	1
688	VARIABLE	432	QUESTION	42A	RESPONSE	2
689	VARIABLE	433	QUESTION	42A	RESPONSE	1
690	VARIABLE	433	QUESTION	42A	RESPONSE	2
691	VARIABLE	460	QUESTION	60A	RESPONSE	1
692	VARIABLE	460	QUESTION	60A	RESPONSE	2
693	VARIABLE	464	QUESTION	62A	RESPONSE	1
694	VARIABLE	464	QUESTION	62A	RESPONSE	2
695	VARIABLE	465	QUESTION	62A	RESPONSE	1

CONVENTION DELEGATE STUDY - PART B

IN THE OSIRIS DATASET MULTIPLE RESPONSE VARIABLES HAVE BEEN INCLUDED TWICE SO THAT THE DICTIONARY CAN ACCESS THEM AS MULTIPLE RESPONSES OR ACCESS EACH RESPONSE INDIVIDUALLY. DECK AND COLUMN USERS SHOULD REFER TO THE EARLIER CODEBOOK REFERENCE FOR THE VARIABLE.

THESE VARIABLES ARE NOT INCLUDED FOR DECK AND COLUMN USERS.

<u>VAR #</u>		<u>DATA REPEATED FROM</u>			
696	VARIABLE	465	QUESTION	62A	RESPONSE 2
697	VARIABLE	484	QUESTION	65	RESPONSE 1
698	VARIABLE	484	QUESTION	65	RESPONSE 2
699	VARIABLE	484	QUESTION	65	RESPONSE 3
700	VARIABLE	485	QUESTION	66	RESPONSE 1
701	VARIABLE	485	QUESTION	66	RESPONSE 2
702	VARIABLE	485	QUESTION	66	RESPONSE 3
703	VARIABLE	494	QUESTION	68	RESPONSE 1
704	VARIABLE	494	QUESTION	68	RESPONSE 2
705	VARIABLE	498	QUESTION	70	RESPONSE 1
706	VARIABLE	498	QUESTION	70	RESPONSE 2
707	VARIABLE	537	QUESTION	80	RESPONSE 1
708	VARIABLE	537	QUESTION	80	RESPONSE 2

CONVENTION DELEGATE STUDY - PART B

IN THE OSIRIS DATASET MULTIPLE RESPONSE VARIABLES HAVE BEEN INCLUDED TWICE SO THAT THE DICTIONARY CAN ACCESS THEM AS MULTIPLE RESPONSES OR ACCESS EACH RESPONSE INDIVIDUALLY. DECK AND COLUMN USERS SHOULD REFER TO THE EARLIER CODEBOOK REFERENCE FOR THE VARIABLE.

THESE VARIABLES ARE NOT INCLUDED FOR DECK AND COLUMN USERS.

<u>VAR #</u>	<u>DATA REPEATED FROM</u>				
709	VARIABLE	537	QUESTION	80	RESPONSE 3
710	VARIABLE	538	QUESTION	81	RESPONSE 1
711	VARIABLE	538	QUESTION	81	RESPONSE 2
712	VARIABLE	538	QUESTION	81	RESPONSE 3
713	VARIABLE	562	QUESTION	88	RESPONSE 1
714	VARIABLE	562	QUESTION	88	RESPONSE 2
715	VARIABLE	562	QUESTION	88	RESPONSE 3
716	VARIABLE	563	QUESTION	89	RESPONSE 1
717	VARIABLE	563	QUESTION	89	RESPONSE 2
718	VARIABLE	563	QUESTION	89	RESPONSE 3
719	VARIABLE	573	QUESTION	91B	RESPONSE 1
720	VARIABLE	573	QUESTION	91B	RESPONSE 2
721	VARIABLE	573	QUESTION	91B	RESPONSE 3

CONVENTION DELEGATE STUDY - PART B

IN THE OSIRIS DATASET MULTIPLE RESPONSE VARIABLES HAVE BEEN INCLUDED TWICE SO THAT THE DICTIONARY CAN ACCESS THEM AS MULTIPLE RESPONSES OR ACCESS EACH RESPONSE INDIVIDUALLY. DECK AND COLUMN USERS SHOULD REFER TO THE EARLIER CODEBOOK REFERENCE FOR THE VARIABLE.

THESE VARIABLES ARE NOT INCLUDED FOR DECK AND COLUMN USERS.

<u>VAR #</u>	<u>DATA REPEATED FROM</u>				
722	VARIABLE	577	QUESTION	94A	RESPONSE 1
723	VARIABLE	577	QUESTION	94A	RESPONSE 2
724	VARIABLE	584	QUESTION	100A	RESPONSE 1
725	VARIABLE	584	QUESTION	100A	RESPONSE 2
726	VARIABLE	587	QUESTION	102	RESPONSE 1
727	VARIABLE	587	QUESTION	102	RESPONSE 2
728	VARIABLE	596	QUESTION	107	RESPONSE 1
729	VARIABLE	596	QUESTION	107	RESPONSE 2
730	VARIABLE	597	QUESTION	107	RESPONSE 1
731	VARIABLE	597	QUESTION	107	RESPONSE 2
732	VARIABLE	597	QUESTION	107	RESPONSE 3

CONVENTION DELEGATE STUDY - PART B

VAR #

FREQUENCY ADDENDUM

652      653      654

Q.2. REASONS TO BECOME DELEGATE - MAIN CODE - 3  
RESPONSES. SEE PAGE 7 FOR COMPLETE QUESTION AND  
CODE.

-----

<u>R1ST</u>	<u>R2ND</u>	<u>R3RD</u>	<u>D1ST</u>	<u>D2ND</u>	<u>D3RD</u>	
42	15	4	114	36	10	01.
104	16	-	60	26	21	02.
6	-	-	84	31	15	03.
4	-	-	37	22	6	04.
12	14	4	39	23	9	05.
12	6	4	15	13	2	06.
-	-	2	16	6	6	09.
78	30	12	156	53	48	10.
113	32	-	94	27	7	11.
24	18	6	14	21	6	12.
138	66	22	186	131	39	13.
6	-	4	14	4	-	19.
15	4	-	133	109	58	20.
14	16	4	36	65	33	21.
-	-	-	16	3	15	29.
30	34	12	117	76	30	30.
98	56	20	661	358	88	35.
-	4	-	31	38	19	38.
8	8	4	30	29	27	40.
-	-	-	6	6	8	41.
-	-	-	48	52	23	42.
6	12	4	25	34	42	49.
16	14	10	31	31	11	50.
56	60	44	133	156	85	51.
-	2	-	-	11	9	52.
6	14	6	21	6	14	59.
-	-	-	3	-	12	60.
4	20	20	5	3	15	61.
18	42	16	34	90	18	62.
8	34	4	11	15	27	63.
10	4	4	9	39	13	64.
6	34	8	17	27	28	65.
-	10	4	6	11	6	69.
106	32	18	236	129	29	70.
144	120	56	176	189	79	71.
18	4	12	30	32	18	72.
-	-	4	10	4	8	97.
-	-	-	-	-	-	98.
18	-	-	16	2	-	99.
-	399	812	2	764	1788	00.

CONVENTION DELEGATE STUDY - PART B

VAR #

655      656      657

Q.2. REASONS TO BECOME DELEGATE - PARTICIPATION  
CODE - 3 RESPONSES. SEE PAGE 9 FOR COMPLETE  
QUESTION AND CODE.

<u>R1ST</u>	<u>R2ND</u>	<u>R3RD</u>	<u>D1ST</u>	<u>D2ND</u>	<u>D3RD</u>	
26	16	-	14	15	-	01.
240	22	-	406	78	-	02.
-	2	-	13	2	3	11.
-	-	-	-	-	3	12.
32	6	-	42	24	3	21.
18	4	-	76	42	13	31.
112	26	-	922	101	4	32.
6	6	4	23	11	-	41.
26	2	-	13	9	5	51.
-	-	-	3	3	-	52.
12	-	-	11	6	-	61.
10	-	-	-	2	-	62.
638	-	-	1149	-	-	99.
-	1036	1116	-	2379	2641	00.

658      659      660

Q.3. HOW SECURED SELECTION - 3 RESPONSES. SEE  
PAGE 10 FOR COMPLETE QUESTION AND CODE.

<u>R1ST</u>	<u>R2ND</u>	<u>R3RD</u>	<u>D1ST</u>	<u>D2ND</u>	<u>D3RD</u>	
47	-	-	172	7	5	10.
-	-	-	79	11	7	11.
-	4	-	29	8	2	12.
121	6	2	70	-	2	13.
20	4	-	21	-	-	14.
18	4	-	93	22	2	15.
146	16	4	93	21	4	16.
62	50	8	171	143	51	20.
10	6	10	28	72	30	21.
18	16	26	105	142	57	30.
34	38	4	331	157	35	31.
50	66	20	220	172	40	32.
6	4	-	49	15	7	33.
106	36	8	256	125	39	40.
16	6	-	169	114	30	41.
154	50	8	255	106	42	42.
60	40	28	115	79	32	43.
168	62	8	220	50	33	44.
4	4	2	46	41	21	45.
10	10	4	30	22	18	49.
-	2	-	12	6	3	97.
-	-	-	-	-	-	98.
18	-	-	62	-	-	99.
52	696	988	46	1359	2212	00.

CONVENTION DELEGATE STUDY - PART B

661      662      663      Q.9A.    EFFECT OF REFORM MOVEMENT - 3 RESPONSES.  
SEE PAGE 15 FOR COMPLETE QUESTION AND CODE.

<u>R1ST</u>	<u>R2ND</u>	<u>R3RD</u>	<u>D1ST</u>	<u>D2ND</u>	<u>D3RD</u>	
101	22	4	841	121	39	10.
80	14	4	292	120	23	11.
80	8	14	104	68	20	12.
-	5	-	85	137	21	13.
12	-	-	5	2	-	14.
-	-	-	3	5	-	15.
16	-	-	11	9	-	16.
16	4	6	65	46	24	20.
44	40	16	35	59	50	21.
6	8	8	21	42	30	22.
26	48	18	42	58	53	23.
20	10	8	18	31	14	29.
-	-	-	-	-	6	30.
-	-	-	17	7	-	31.
-	-	-	-	-	-	32.
4	-	-	-	-	-	33.
-	-	-	-	2	2	39.
14	-	-	31	14	2	40.
46	24	-	77	21	17	41.
4	-	-	99	32	6	42.
14	14	4	16	14	-	45.
30	8	4	34	21	7	49.
2	-	-	26	19	6	50.
8	-	4	79	71	23	51.
-	-	-	-	9	-	52.
2	-	-	20	20	5	53.
-	-	-	27	16	6	55.
-	-	-	23	21	9	60.
-	-	-	4	-	5	61.
-	-	-	-	3	-	62.
-	-	-	62	50	29	63.
-	-	-	6	20	6	69.
4	-	-	40	41	26	70.
2	8	-	2	10	4	71.
4	-	-	-	3	-	72.
-	-	-	26	8	6	80.
-	-	-	104	34	14	81.
-	-	-	24	17	2	82.
-	-	-	11	2	-	83.
-	-	-	70	26	-	84.
-	-	-	22	5	3	85.
-	-	-	19	15	-	86.
-	-	-	39	15	-	87.
4	-	-	19	5	8	89.
18	14	-	-	-	-	91.
14	-	-	-	-	-	92.
12	4	-	-	-	-	97.

CONVENTION DELEGATE STUDY - PART B

661 662 663 Q.9A. (CONTINUED)

---

<u>R1ST</u>	<u>R2ND</u>	<u>R3RD</u>	<u>D1ST</u>	<u>D2ND</u>	<u>D3RD</u>	
-	-	-	-	-	-	98.
26	-	-	51	-	-	99.
511	889	1030	202	1453	2206	00.

385 Q.11A. TASKS AT CONVENTION - 2ND RESPONSE. SEE  
PAGE 17 FOR COMPLETE QUESTION AND CODE.

---

TASK CODE

<u>R</u>	<u>D</u>	
-	2	10.
12	5	11.
16	2	12.
22	21	13.
28	2	14.
62	127	15.
10	6	18.
2	7	19.
10	15	20.
16	65	21.
4	56	22.
6	46	23.
-	2	24.
-	11	25.
-	13	26.
12	19	29.
-	18	30.
-	116	31.
-	36	32.
-	15	33.
-	11	34.
4	24	35.
16	-	36.
-	23	37.
4	4	38.
8	33	39.
4	40	40.
-	19	41.
-	17	42.
-	42	43.
4	13	45.
10	12	47.
21	10	48.
28	29	49.
16	92	50.
16	85	51.
68	154	52.
102	319	53.
2	3	54.

CONVENTION DELEGATE STUDY - PART B

385

Q.11A. (CONTINUED)

TASK CODE (CONTINUED)

<u>R</u>	<u>D</u>	
26	25	60.
10	4	61.
10	-	62.
2	7	69.
2	8	97.
-	-	98.
-	-	99.
567	1114	00.

386

INTENSITY OF ACTIVITY CODE

115	191	1.
48	185	2.
40	80	3.
350	1102	9.
567	1114	0.

387

TASK FORMAL/INFORMAL CODE

84	69	1.
72	268	2.
149	661	3.
248	560	9.
567	1114	0.

388

TASK STATE/COSMOPOLITAN CODE

82	277	1.
220	628	2.
251	653	9.
567	1114	0.

CONVENTION DELEGATE STUDY - PART B

664 665 666 667 Q.14A. WHICH GROUPS MET SEPARATELY - 4 RESPONSES. SEE PAGE 21 FOR COMPLETE QUESTION AND CODE.

<u>R1ST</u>	<u>R2ND</u>	<u>R3RD</u>	<u>R4TH</u>	<u>D1ST</u>	<u>D2ND</u>	<u>D3RD</u>	<u>D4TH</u>	
2	2	2	-	75	119	63	35	01.
80	36	8	6	456	298	255	104	02.
36	36	24	4	299	276	189	174	03.
44	12	6	4	166	144	146	107	04.
-	-	-	-	-	-	2	-	05.
2	4	2	6	6	18	11	6	08.
4	10	2	2	40	42	66	65	09.
-	-	-	-	59	19	18	16	10.
-	-	-	-	528	320	154	44	11.
-	-	-	-	89	82	52	34	12.
-	-	-	-	210	217	91	49	13.
-	-	-	-	83	93	64	18	14.
-	-	-	-	2	15	13	-	15.
-	-	-	-	23	43	75	52	18.
8	-	-	-	33	74	81	34	19.
-	6	-	-	36	35	40	46	21.
-	-	-	-	8	31	11	8	22.
-	-	-	-	2	2	2	4	23.
-	8	-	-	-	-	-	-	24.
26	6	8	-	22	46	30	27	29.
10	8	18	2	2	-	-	-	31.
8	20	10	8	-	-	4	-	32.
60	16	2	2	-	2	2	-	33.
6	-	-	2	-	-	-	-	34.
26	14	4	4	26	6	13	9	39.
26	18	12	-	167	64	67	40	40.
10	4	-	-	-	3	2	-	41.
8	6	2	4	11	20	5	6	97.
2	-	-	-	10	-	-	-	98.
18	-	-	-	14	-	-	-	99.
744	914	1020	1076	305	703	1216	1794	00.

668 669 670 Q.14C. WHICH GROUPS R MET WITH - 3 RESPONSES. SEE PAGE 22 FOR COMPLETE QUESTION AND CODE.

<u>R1ST</u>	<u>R2ND</u>	<u>R3RD</u>	<u>D1ST</u>	<u>D2ND</u>	<u>D3RD</u>	
4	-	-	49	21	-	01.
10	12	4	237	64	31	02.
28	4	2	285	115	33	03.
22	2	-	114	94	38	04.
-	-	-	-	3	-	05.
4	-	-	8	5	2	08.
-	2	2	33	24	9	09.
-	-	-	18	-	2	10.
-	-	-	342	109	51	11.

CONVENTION DELEGATE STUDY - PART B

668 669 670

Q.14C. (CONTINUED)

<u>R1ST</u>	<u>R2ND</u>	<u>R3RD</u>	<u>D1ST</u>	<u>D2ND</u>	<u>D3RD</u>	
-	-	-	80	18	6	12.
-	-	-	198	49	17	13.
-	-	-	92	14	8	14.
-	-	-	2	21	3	15.
-	-	-	53	20	8	18.
4	4	-	54	32	11	19.
-	-	-	34	30	9	21.
-	-	-	20	25	2	22.
-	-	-	-	2	-	23.
4	-	-	-	-	-	24.
6	4	-	25	18	23	29.
4	-	-	-	3	-	31.
10	2	-	-	0	2	32.
28	4	4	-	2	-	33.
-	-	-	-	-	-	34.
10	4	4	12	8	2	39.
20	-	-	106	56	28	40.
12	2	4	9	19	-	97.
-	-	-	-	-	-	98.
4	-	-	9	-	-	99.
950	1080	1100	892	1920	2387	00.

671 672

Q.35A. R'S REACTION TO NWPC - 2 RESPONSES. SEE PAGE 31 FOR COMPLETE QUESTION AND CODE.

<u>R1ST</u>	<u>R2ND</u>	<u>D1ST</u>	<u>D2ND</u>	
14	-	24	6	01.
14	-	79	26	02.
66	28	214	92	03.
46	-	150	16	04.
56	20	62	49	05.
8	4	36	23	06.
50	8	232	68	10.
-	2	17	34	11.
8	4	11	9	12.
-	8	8	11	19.
-	2	-	-	20.
-	-	3	6	21.
-	-	2	-	22.
-	-	5	-	29.
24	6	37	31	30.
34	18	85	60	31.
2	-	2	5	32.
8	-	-	-	33.
-	8	28	11	39.
-	-	5	12	40.
-	-	4	5	45.

CONVENTION DELEGATE STUDY - PART B

671 672

Q.35A. (CONTINUED)

<u>R1ST</u>	<u>R2ND</u>	<u>D1ST</u>	<u>D2ND</u>	
-	-	39	10	49.
2	-	12	-	50.
6	-	13	8	51.
-	-	-	2	52.
4	6	4	-	55.
20	12	30	8	60.
-	6	12	8	61.
-	-	-	3	62.
4	-	11	5	65.
4	-	7	-	69.
-	4	2	-	70.
-	-	2	-	71.
-	-	-	-	72.
-	-	3	13	73.
-	-	3	3	79.
18	2	29	7	80.
-	-	23	4	81.
2	2	-	-	82.
-	-	10	6	83.
17	5	44	34	89.
2	4	5	4	90.
2	-	4	7	95.
10	4	14	15	97.
-	-	2	-	98.
14	-	26	-	99.
685	967	1373	2071	00.

673 674

Q.38A. IMPACT OF NWPC - 2 RESPONSES IN EACH OF 3 CATEGORIES. SEE PAGE 34 FOR COMPLETE QUESTION AND CODE.

IMPACT ON CONVENTION PROCEDURES

<u>R1ST</u>	<u>R2ND</u>	<u>D1ST</u>	<u>D2ND</u>	
116	14	344	73	10.
4	2	10	21	11.
72	18	203	94	12.
4	-	9	11	13.
4	2	3	2	14.
-	-	5	6	15.
6	-	4	4	16.
20	8	38	25	17.
40	36	85	88	20.
4	12	41	22	21.
10	-	56	27	22.
8	6	52	60	23.

CONVENTION DELEGATE STUDY - PART B

673 674

Q.38A. (CONTINUED)

<u>R1ST</u>	<u>R2ND</u>	<u>D1ST</u>	<u>D2ND</u>	
36	20	58	61	24.
102	22	221	70	25.
4	4	63	65	26.
8	8	23	40	29.
16	6	108	43	30.
4	-	182	182	31.
12	18	28	23	32.
-	-	39	13	33.
14	18	5	8	34.
-	-	7	4	35.
-	2	10	13	39.
-	-	17	20	40.
-	-	66	18	41.
-	-	21	18	42.
-	-	-	3	43.
-	-	81	66	44.
4	-	86	44	45.
-	-	12	4	49.
24	6	55	78	80.
-	-	-	2	85.
-	-	10	4	97.
14	-	9	-	98.
32	-	93	3	99.
562	918	628	1457	00.

675 676

IMPACT ON WOMEN GENERALLY

6	-	24	-	10.
32	-	82	-	11.
12	-	31	5	12.
2	-	12	3	13.
6	-	19	2	14.
-	-	21	-	20.
-	-	5	4	21.
-	-	9	11	22.
-	-	6	-	23.
-	-	2	-	24.
4	-	-	-	29.
-	-	3	3	30.
-	-	6	3	31.
-	-	-	-	32.
-	-	8	2	39.
-	-	3	2	97.
-	-	-	-	98.
496	-	1813	-	99.
562	1120	628	2637	00.

CONVENTION DELEGATE STUDY - PART B

677 678

Q.38A. (CONTINUED)

---

IMPACT ON OTHERS

<u>R1ST</u>	<u>R2ND</u>	<u>D1ST</u>	<u>D2ND</u>	
12	-	44	-	1.
14	2	36	4	2.
10	-	40	-	3.
-	-	7	-	4.
2	-	25	4	5.
10	-	54	3	7.
-	-	-	-	8.
510	-	1838	-	9.
562	1118	628	2661	0.

679 680

Q.40A. IMPACT OF BLACKS - 2 RESPONSES IN EACH OF 3 CATEGORIES. SEE PAGE 37 FOR COMPLETE QUESTION AND CODE.

---

IMPACT ON CONVENTION PROCEDURES

<u>R1ST</u>	<u>R2ND</u>	<u>D1ST</u>	<u>D2ND</u>	
136	8	333	64	10.
24	2	20	2	11.
37	26	152	51	12.
-	-	7	14	13.
-	-	27	7	14.
-	-	14	6	15.
2	-	3	6	16.
12	4	25	5	17.
40	22	120	51	20.
20	-	12	4	21.
4	2	43	24	22.
2	2	4	-	23.
34	6	38	29	24.
28	26	112	92	25.
-	4	179	119	26.
6	8	40	42	29.
12	12	72	44	30.
-	-	72	24	31.
-	4	13	26	32.
-	-	9	18	33.
-	-	8	7	35.
-	-	3	13	39.
-	-	41	25	40.
-	-	133	49	41.
-	-	-	6	42.
-	-	61	32	43.
-	-	4	11	44.

CONVENTION DELEGATE STUDY - PART B

679 680

Q.40A. (CONTINUED)

IMPACT ON CONVENTION PROCEDURES (CONTINUED)

<u>R1ST</u>	<u>R2ND</u>	<u>D1ST</u>	<u>D2ND</u>	
8	4	158	95	45.
-	-	8	9	46.
-	-	2	6	49.
24	18	95	68	80.
8	-	7	10	97.
4	-	7	-	98.
50	-	109	-	99.
669	972	741	1713	00.

681 682

IMPACT ON BLACKS GENERALLY

18	-	26	-	10.
16	-	37	-	11.
10	-	9	13	12.
-	-	60	6	13.
4	-	12	12	14.
2	-	22	5	15.
-	-	15	2	20.
-	-	16	-	21.
-	-	12	-	22.
-	-	-	-	23.
-	-	2	-	29.
-	-	11	2	30.
-	-	9	3	31.
-	-	8	-	32.
-	-	3	8	35.
-	-	-	-	39.
-	-	3	-	97.
-	-	-	-	98.
401	-	1686	-	99.
669	1120	741	2621	00.

683 684

IMPACT ON OTHERS

-	-	50	5	1.
8	-	29	3	2.
20	-	23	-	3.
4	-	-	-	4.
-	-	33	-	5.
8	4	31	-	7.
-	-	-	-	8.
411	-	1765	-	9.
669	1116	741	2664	0.

CONVENTION DELEGATE STUDY - PART B

685 686

Q.42A. IMPACT OF LABOR - 2 RESPONSES IN EACH OF 3 CATEGORIES. SEE PAGE 40 FOR COMPLETE QUESTION AND CODE.

IMPACT ON CONVENTION PROCEDURES

<u>R1ST</u>	<u>R2ND</u>	<u>D1ST</u>	<u>D2ND</u>	
60	6	143	19	10.
2	-	11	2	11.
36	14	49	12	12.
-	-	88	38	13.
-	-	5	6	14.
-	-	3	-	15.
-	-	30	28	16.
-	-	4	3	17.
32	12	106	27	20.
-	-	2	3	21.
12	-	18	11	24.
130	30	87	49	25.
-	-	66	22	26.
24	4	12	13	29.
14	6	34	16	30.
60	24	9	10	31.
4	6	4	6	32.
-	-	5	18	35.
-	8	23	15	39.
4	6	56	24	40.
-	-	92	38	41.
-	-	182	68	42.
-	-	27	30	43.
-	-	38	28	44.
10	8	60	20	45.
-	-	66	13	46.
20	10	-	-	47.
2	-	14	15	49.
4	4	44	35	80.
-	8	9	2	85.
8	-	29	16	97.
16	-	23	-	98.
74	-	103	-	99.
608	974	1230	2085	00.

687 688

IMPACT ON LABOR GENERALLY

-	-	3	-	10.
10	-	2	-	11.
-	-	16	3	12.
-	-	13	2	13.
-	-	3	-	14.
-	-	7	-	20.
-	-	33	-	21.

CONVENTION DELEGATE STUDY - PART B

687 688

Q.42A. (CONTINUED)

IMPACT ON LABOR GENERALLY (CONTINUED)

<u>R1ST</u>	<u>R2ND</u>	<u>D1ST</u>	<u>D2ND</u>	
2	-	-	-	22.
4	-	-	-	23.
2	-	2	-	29.
-	-	6	-	30.
-	-	23	-	31.
-	-	8	-	32.
-	-	3	-	33.
-	-	25	-	37.
4	-	5	-	39.
-	-	-	-	97.
-	-	3	-	98.
490	-	1290	-	99.
608	1120	1230	2667	00.

689 690

IMPACT ON OTHERS

4	-	13	-	1.
-	-	8	-	2.
-	-	37	2	5.
-	-	26	-	7.
-	-	-	-	8.
508	-	1358	-	9.
608	1120	1230	2670	0.

691 692

Q.60A. HOW POLITICAL ACTIVITIES CONFLICT WITH FAMILY LIFE - 2 RESPONSES. SEE PAGE 51 FOR COMPLETE QUESTION AND TEXT.

<u>R1ST</u>	<u>R2ND</u>	<u>D1ST</u>	<u>D2ND</u>	
-	6	5	12	01.
4	6	15	8	02.
30	12	44	11	03.
22	8	55	11	04.
128	38	293	75	05.
-	4	15	13	06.
10	12	40	30	07.
284	10	510	31	08.
-	32	11	49	09.
-	4	6	15	97.
-	-	-	-	98.
10	-	24	-	99.
632	988	1654	2417	00.

CONVENTION DELEGATE STUDY - PART B

693 694 Q.62A. SPOUSE FAVORS/OPPOSES R'S POLITICAL  
ACTIVITY - 2 RESPONSES. SEE PAGE 53 FOR COMPLETE  
QUESTION AND CODE.

---

FAVORS

<u>R1ST</u>	<u>R2ND</u>	<u>D1ST</u>	<u>D2ND</u>	
192	34	479	67	1.
280	26	599	72	2.
136	58	287	117	3.
40	30	58	51	4.
70	24	170	52	5.
44	4	54	6	6.
4	8	18	13	7.
23	-	76	-	9.
331	936	931	2294	0.

695 696 OPPOSES

154	10	298	22	1.
8	-	34	6	2.
-	-	7	-	3.
-	8	6	3	4.
2	-	13	6	5.
10	-	5	5	7.
15	-	34	-	9.
931	1102	2275	2630	0.

469 472 Q.63. ASPECTS OF POLITICAL ACTIVITY MOST SATISFYING  
- 3 RESPONSES. SEE PAGE 54 FOR COMPLETE QUESTION AND  
CODE.

---

REASONS FOR PARTICIPATION

<u>R2ND</u>	<u>R3RD</u>	<u>D2ND</u>	<u>D3RD</u>	
-	-	-	-	01.
-	-	5	3	02.
-	-	-	5	11.
-	-	-	-	12.
-	-	10	-	21.
-	6	19	3	31.
8	-	20	-	32.
8	4	20	3	41.
10	-	2	-	51.
12	-	7	2	52.
-	-	-	-	61.
18	-	29	11	62.
608	302	1452	614	99.
456	808	1108	2031	00.

CONVENTION DELEGATE STUDY - PART B

470 473

Q.63. (CONTINUED)

VALUE CODE

<u>R2ND</u>	<u>R3RD</u>	<u>D2ND</u>	<u>D3RD</u>	
14	18	44	42	1.
176	84	313	127	2.
222	72	512	188	3.
48	40	182	66	4.
116	60	308	114	5.
-	-	-	-	6.
8	4	19	3	7.
6	2	24	8	8.
74	32	162	93	9.
456	808	1108	2031	0.

471 474

PUBLIC CODE

120	40	297	162	1.
238	122	644	241	2.
122	60	148	32	3.
28	40	175	69	4.
156	50	300	137	9.
456	808	1108	2031	0.

478 480

Q.64. ASPECTS OF POLITICAL ACTIVITY LEAST SATISFYING  
- 3 RESPONSES. SEE PAGE 56 FOR COMPLETE QUESTION AND  
CODE.

VALUE CODE

<u>R2ND</u>	<u>R3RD</u>	<u>D2ND</u>	<u>D3RD</u>	
4	-	3	-	1.
54	12	161	41	2.
34	6	71	14	3.
54	8	168	79	4.
58	20	136	34	5.
2	-	13	11	6.
6	-	15	13	7.
28	4	31	2	8.
91	52	237	92	9.
789	1018	1837	2386	0.

CONVENTION DELEGATE STUDY - PART B

479 481

Q.64. (CONTINUED)

PUBLIC CODE

<u>R2ND</u>	<u>R3RD</u>	<u>D2ND</u>	<u>D3RD</u>	
42	12	87	33	1.
162	40	369	104	2.
44	16	126	22	3.
22	6	45	11	4.
61	28	208	119	9.
789	1018	1837	2383	0.

697 698 699

Q.65. PERSONAL QUALITIES WELL SUITED TO POLITICS  
- 3 RESPONSES. SEE PAGE 58 FOR COMPLETE QUESTION  
AND CODE.

<u>R1ST</u>	<u>R2ND</u>	<u>R3RD</u>	<u>D1ST</u>	<u>D2ND</u>	<u>D3RD</u>	
-	-	6	2	5	-	01.
61	32	12	131	73	36	03.
-	-	-	-	-	2	04.
2	-	6	18	13	6	05.
-	-	4	4	2	5	07.
-	-	-	9	3	2	08.
-	2	-	2	10	-	09.
-	-	-	3	-	-	10.
22	4	16	44	35	11	11.
-	-	-	-	-	3	12.
16	8	2	16	26	2	13.
44	28	34	162	110	87	15.
16	17	2	36	22	14	17.
16	22	12	21	51	20	18.

CONVENTION DELEGATE STUDY - PART B

697 698 699

Q.65. (CONTINUED)

<u>R1ST</u>	<u>R2ND</u>	<u>R3RD</u>	<u>D1ST</u>	<u>D2ND</u>	<u>D3RD</u>	
-	-	-	9	-	2	19.
32	8	4	28	38	8	20.
175	102	18	412	177	60	21.
10	18	4	16	36	27	23.
12	16	8	20	53	35	25.
52	71	40	206	171	87	27.
16	18	22	36	28	11	29.
132	58	26	211	201	97	31.
10	-	4	9	6	5	33.
34	32	14	87	52	37	35.
4	-	4	11	5	-	37.
-	-	-	2	-	-	38.
30	40	16	43	79	41	39.
-	-	3	3	16	13	41.
-	-	-	-	-	3	43.
-	2	-	-	2	2	49.
18	4	-	76	28	10	50.
42	14	8	35	22	4	51.
12	10	8	24	38	5	53.
12	16	-	33	21	15	55.
-	2	4	38	18	16	57.
-	6	14	27	19	10	59.
-	-	2	-	-	-	60.
72	74	30	146	128	78	61.
4	4	-	8	10	-	62.
50	6	6	119	41	11	63.
-	-	-	5	3	2	64.
-	-	-	4	5	10	65.
4	-	-	-	2	-	66.
2	4	-	13	34	20	67.
50	42	18	67	85	51	69.
4	2	-	21	17	7	70.
26	32	14	101	60	50	71.
-	-	-	-	-	-	72.
4	2	-	-	6	-	73.
-	-	-	3	3	-	74.
8	-	-	16	8	-	75.
-	-	-	3	-	-	81.
-	-	2	7	7	12	82.
2	6	-	3	2	2	83.
14	8	8	18	11	-	84.
-	-	2	4	-	-	87.
12	14	6	19	5	6	88.
-	6	4	27	20	6	89.
-	-	-	5	3	-	90.
6	20	18	25	56	29	91.
26	18	10	112	35	38	92.
10	4	12	8	8	7	95.
10	10	2	17	8	23	96.

CONVENTION DELEGATE STUDY - PART B

697 698 699

Q.65. (CONTINUED)

<u>R1ST</u>	<u>R2ND</u>	<u>R3RD</u>	<u>D1ST</u>	<u>D2ND</u>	<u>D3RD</u>	
-	-	-	3	8	3	97.
22	-	-	46	-	-	98.
16	-	-	60	-	-	99.
10	338	695	38	747	1641	00.

700 701 702

Q.66. PERSONAL QUALITIES LIABILITIES IN POLITICS  
- 3 RESPONSES. SEE PAGE 60 FOR COMPLETE QUESTION  
AND CODE.

<u>R1ST</u>	<u>R2ND</u>	<u>R3RD</u>	<u>D1ST</u>	<u>D2ND</u>	<u>D3RD</u>	
10	-	-	5	2	2	01.
16	10	-	65	25	2	02.
8	12	-	108	43	-	03.
-	4	8	9	3	-	04.
-	-	-	6	3	-	05.
10	-	-	20	21	6	06.
16	4	-	52	13	5	07.
6	8	-	56	6	5	08.
10	-	4	24	18	-	09.
12	-	-	17	-	-	10.
-	-	2	3	-	-	11.
2	-	-	11	3	3	12.
-	-	-	2	-	-	13.
-	4	-	21	10	-	14.
4	-	-	2	-	-	15.
8	2	-	24	37	-	16.
-	-	-	-	12	3	18.
11	-	-	17	15	5	19.
10	4	4	8	3	2	20.
2	-	-	15	9	5	22.
-	-	-	11	3	2	24.
2	-	-	-	4	-	25.
4	4	-	7	4	-	26.
38	14	-	74	27	12	28.
-	-	-	2	2	-	29.
-	-	-	2	6	-	30.
54	14	2	65	37	-	32.
28	2	16	74	19	17	34.
12	2	-	16	6	2	36.
8	10	-	38	4	4	37.
4	-	-	5	2	-	38.
6	-	-	-	3	-	39.
2	-	-	-	-	-	40.
-	-	-	3	2	-	42.
-	-	-	5	-	-	44.
-	-	4	4	2	2	49.

CONVENTION DELEGATE STUDY - PART B

700	701	702	Q.66. (CONTINUED)						
			<u>R1ST</u>	<u>R2ND</u>	<u>R3RD</u>	<u>D1ST</u>	<u>D2ND</u>	<u>D3RD</u>	
			6	-	-	4	-	2	50.
			94	22	14	161	81	30	52.
			2	6	-	17	9	2	53.
			22	20	4	113	7	8	54.
			-	-	-	10	2	2	56.
			10	-	-	39	6	3	57.
			10	-	-	6	5	6	58.
			-	-	-	6	3	-	59.
			8	6	2	33	31	-	60.
			6	6	-	8	9	2	61.
			24	14	-	63	11	12	62.
			26	16	-	66	33	5	63.
			32	4	-	84	12	2	64.
			100	26	2	173	65	19	66.
			10	8	-	51	27	-	67.
			2	4	-	17	11	-	68.
			28	8	-	146	70	20	69.
			4	-	4	5	6	-	70.
			64	22	14	142	52	14	71.
			4	4	-	27	8	-	72.
			-	-	-	-	3	-	73.
			2	-	-	8	-	3	74.
			-	-	-	4	-	-	75.
			4	-	-	5	-	2	76.
			-	-	-	-	2	-	81.
			-	-	-	5	-	-	82.
			32	24	2	101	45	24	83.
			4	-	-	3	3	5	84.
			-	-	2	4	2	-	85.
			28	4	-	17	9	2	86.
			-	4	-	5	-	-	88.
			6	6	-	18	23	2	89.
			2	-	-	5	5	-	90.
			-	-	-	-	-	-	91.
			-	-	-	9	6	-	92.
			4	-	2	-	2	-	93.
			6	-	-	5	-	-	94.
			38	12	6	70	12	12	95.
			26	4	-	87	24	28	96.
			2	6	-	5	-	6	97.
			58	-	-	116	-	-	98.
			48	-	-	57	-	-	99.
			125	800	1028	206	1744	2384	00.

CONVENTION DELEGATE STUDY - PART B

703 704

Q.68. HYPOTHETICAL: SLANDEROUS CAMPAIGN - 2  
RESPONSES. SEE PAGE 65 FOR COMPLETE QUESTION AND  
CODE.

---

<u>R1ST</u>	<u>R2ND</u>	<u>D1ST</u>	<u>D2ND</u>	
66	12	170	15	10.
-	2	6	-	15.
36	-	102	20	20.
194	34	724	112	25.
42	20	162	26	30.
176	2	322	16	40.
426	32	756	70	50.
32	10	47	14	60.
112	6	274	2	70.
6	8	19	9	97.
8	-	22	-	98.
22	-	68	-	99.
-	994	-	2388	00.

705 706

Q.70. HYPOTHETICAL: WEAKENING CAMPAIGN - 2  
RESPONSES. SEE PAGE 67 FOR COMPLETE QUESTION AND  
CODE.

---

<u>R1ST</u>	<u>R2ND</u>	<u>D1ST</u>	<u>D2ND</u>	
134	8	235	40	10.
38	10	80	11	15.
267	36	739	80	20.
30	2	115	24	25.
251	20	565	49	30.
60	30	101	57	32.
38	10	53	35	34.
14	14	51	44	36.
14	-	63	10	38.
126	54	382	126	40.
52	34	80	48	50.
6	6	5	30	60.
56	4	104	-	70.
4	2	13	2	97.
10	-	19	-	98.
20	-	67	-	99.
-	890	-	2116	00.

CONVENTION DELEGATE STUDY - PART B

707      708      709

Q.80. MOST IMPORTANT PROBLEMS GOVERNMENT - 3  
 RESPONSES. SEE PAGE 81 FOR COMPLETE QUESTION AND  
 CODE.

---

<u>R1ST</u>	<u>R2ND</u>	<u>R3RD</u>	<u>D1ST</u>	<u>D2ND</u>	<u>D3RD</u>	
14	6	2	13	9	7	005.
14	43	44	79	132	125	010.
6	14	12	30	64	64	020.
-	-	-	-	-	2	025.
-	2	2	2	7	2	027.
-	-	2	3	12	26	030.
-	-	4	-	4	-	033.
6	6	4	15	26	49	040.
-	-	-	-	-	4	042.
6	20	24	40	49	83	050.
32	52	52	83	153	125	060.
-	-	-	3	-	-	062.
-	4	2	-	-	4	063.
6	4	-	7	14	5	065.
10	30	14	21	34	45	090.
-	-	2	-	-	6	100.
-	-	-	-	-	-	110.
-	-	-	-	-	-	120.
-	-	-	-	-	-	130.
-	-	-	-	-	-	140.
-	12	-	4	2	12	150.
14	22	24	36	65	130	152.
-	4	4	6	3	8	160.
-	-	-	-	-	-	170.
-	8	-	-	3	-	180.
-	4	-	-	-	-	190.
-	-	-	-	-	-	200.
-	-	-	6	-	6	201.
-	-	-	-	-	-	213.
-	-	-	-	-	-	222.
-	-	-	-	-	-	225.
-	-	-	3	-	-	230.
-	-	-	3	6	-	231.
-	-	-	-	3	4	290.
6	-	-	7	4	7	300.
4	-	4	9	21	32	303.
-	6	2	3	6	2	310.
14	22	30	124	150	105	340.
-	6	-	20	34	31	350.
-	-	-	-	-	-	359.
16	10	10	11	15	13	360.
-	2	-	-	2	-	361.
-	-	-	-	-	-	362.
2	56	37	13	29	31	363.
2	8	6	8	8	5	364.
-	-	-	-	-	3	365.
30	34	30	17	35	63	366.

CONVENTION DELEGATE STUDY - PART B

707      708      709

Q.80. (CONTINUED)

---

<u>R1ST</u>	<u>R2ND</u>	<u>R3RD</u>	<u>D1ST</u>	<u>D2ND</u>	<u>D3RD</u>	
-	-	-	2	-	-	370.
-	-	-	5	2	-	371.
10	6	18	19	22	2	380.
-	2	-	-	-	-	382.
6	2	2	12	12	6	383.
4	-	-	-	-	-	384.
2	-	4	-	3	5	390.
-	2	-	-	-	-	391.
80	82	20	89	91	58	400.
-	-	-	-	-	-	403.
-	-	-	3	-	6	405.
12	10	24	39	85	34	411.
-	-	4	40	32	36	415.
140	132	40	179	211	81	420.
47	26	14	30	26	20	432.
4	-	-	3	10	-	433.
-	-	-	-	11	-	435.
-	-	-	-	-	-	441.
-	-	-	4	12	4	445.
12	10	2	8	3	13	450.
-	-	12	2	4	2	452.
-	-	-	-	9	-	461.
-	-	-	-	-	-	462.
-	-	-	-	-	-	470.
-	-	-	-	-	-	471.
2	-	8	-	2	8	480.
6	2	4	2	8	6	490.
34	14	18	45	16	24	499.
169	60	14	671	227	63	500.
-	-	-	-	-	-	510.
-	-	-	-	-	-	512.
4	4	8	2	5	17	524.
-	-	-	-	-	-	525.
-	-	-	-	-	-	529.
8	2	10	-	-	-	530.
-	6	2	20	24	18	540.
-	-	-	-	2	-	570.
120	22	4	181	47	42	580.
-	-	-	3	2	2	600.
-	4	4	-	-	2	611.
-	-	-	5	-	-	620.
4	-	2	-	4	-	621.
-	-	-	-	2	-	630.
-	-	-	-	-	-	641.
-	-	-	-	-	2	642.
-	-	-	-	-	-	650.
-	-	-	-	-	-	652.
-	-	-	-	-	-	653.
-	-	2	11	7	11	660.

CONVENTION DELEGATE STUDY - PART B

707      708      709

Q.80. (CONTINUED)

<u>R1ST</u>	<u>R2ND</u>	<u>R3RD</u>	<u>D1ST</u>	<u>D2ND</u>	<u>D3RD</u>	
20	29	30	39	71	31	680.
-	4	4	-	6	-	690.
4	-	-	14	6	-	710.
-	-	-	23	29	25	730.
-	-	-	-	-	-	733.
-	-	-	4	17	5	734.
-	-	-	-	5	-	740.
-	-	-	-	-	2	744.
-	-	-	-	-	-	760.
24	4	2	18	12	9	770.
-	2	4	-	-	-	771.
6	4	8	-	6	2	780.
-	-	-	-	2	-	790.
10	12	2	101	39	39	800.
28	4	18	134	56	35	801.
4	4	4	57	53	10	805.
8	12	10	14	13	11	810.
12	14	6	20	3	13	811.
28	38	16	42	44	35	812.
-	-	-	-	-	-	813.
6	-	-	16	10	10	820.
16	10	10	30	20	33	830.
-	4	-	8	14	2	831.
-	2	-	-	-	-	840.
8	2	-	5	2	-	842.
10	8	4	2	12	7	850.
-	8	-	27	21	21	860.
-	-	4	2	3	5	870.
-	-	8	3	3	3	880.
8	-	2	18	9	3	885.
4	-	-	3	10	8	890.
10	8	14	5	6	2	895.
8	2	12	10	16	9	897.
8	18	12	41	29	18	900.
2	2	-	18	18	13	970.
14	10	4	5	2	7	971.
-	14	-	24	30	22	972.
12	-	-	11	8	10	974.
-	-	-	6	3	4	975.
-	-	-	3	6	3	976.
4	-	-	5	4	2	980.
6	-	-	3	8	-	981.
-	-	-	6	3	-	982.
10	8	-	4	18	4	997.
-	-	-	-	-	-	998.
4	-	-	5	-	-	999.
-	136	419	5	286	808	991.

CONVENTION DELEGATE STUDY - PART B

710      711      712      Q.81. MOST IMPORTANT PROBLEMS PERSONAL - 3  
 RESPONSES. SEE PAGE 89 FOR COMPLETE QUESTION AND  
 CODE.

<u>R1ST</u>	<u>R2ND</u>	<u>R3RD</u>	<u>D1ST</u>	<u>D2ND</u>	<u>D3RD</u>	
4	4	8	-	5	-	005.
14	12	-	51	44	20	010.
16	18	21	27	49	33	020.
-	-	-	2	4	-	025.
2	2	2	13	9	2	027.
4	12	2	10	24	8	030.
-	2	4	4	-	-	033.
16	8	14	37	29	31	040.
-	-	-	2	-	3	042.
2	4	2	32	35	12	050.
2	10	16	17	44	18	060.
4	7	-	3	2	3	062.
2	-	4	4	3	2	063.
10	4	-	8	6	3	065.
-	2	-	-	14	14	090.
-	-	-	-	-	-	100.
-	-	-	-	-	-	110.
-	-	-	-	-	-	120.
-	-	-	3	2	-	130.
-	-	-	-	-	-	140.
2	-	-	-	-	5	150.
8	10	16	33	47	36	152.
-	4	-	-	-	-	160.
-	-	-	-	-	-	170.
-	-	-	-	-	-	180.
-	-	-	-	-	-	190.
-	-	-	6	-	3	200.
-	-	-	9	3	-	201.
-	-	-	-	-	-	213.
-	-	-	-	-	-	222.
-	-	-	-	-	-	225.
-	4	2	6	-	3	230.
-	-	-	3	-	3	231.
-	6	4	-	3	-	290.
2	-	-	10	15	6	300.
2	-	-	15	7	13	303.
-	-	-	-	-	-	310.
4	16	8	70	46	39	340.
-	-	-	36	18	25	350.
-	-	-	-	-	-	359.
4	4	-	6	6	3	360.
2	-	-	-	-	-	361.
-	-	-	-	-	-	362.
20	34	18	18	35	12	363.
14	4	8	5	10	8	364.
-	-	-	-	-	-	365.
12	32	13	10	28	32	366.
-	-	-	-	-	-	370.

CONVENTION DELEGATE STUDY - PART B

710 711 712

Q.81. (CONTINUED)

<u>R1ST</u>	<u>R2ND</u>	<u>R3RD</u>	<u>D1ST</u>	<u>D2ND</u>	<u>D3RD</u>	
4	-	-	-	-	-	371.
24	8	14	14	9	13	380.
-	-	-	-	-	-	382.
24	19	22	20	17	18	383.
-	2	-	-	-	-	384.
-	10	-	2	-	2	390.
-	-	-	-	-	-	391.
132	30	2	201	111	49	400.
-	-	-	3	-	-	403.
-	-	4	6	2	-	405.
69	44	30	161	58	39	411.
-	-	-	12	11	10	415.
82	40	18	111	45	16	420.
6	6	-	12	6	2	432.
-	-	-	3	-	-	433.
-	-	-	-	-	-	435.
8	10	2	-	-	-	441.
-	-	-	-	-	3	445.
16	4	10	24	-	2	450.
4	-	-	4	3	3	452.
-	-	-	-	-	-	461.
-	-	-	-	-	-	462.
-	-	-	2	-	7	470.
4	-	-	-	-	-	471.
-	2	-	-	-	3	480.
-	-	-	3	7	6	490.
3	4	-	3	-	3	499.
6	14	8	80	60	16	500.
-	-	-	-	-	-	510.
-	-	-	-	-	-	512.
-	-	-	-	-	-	524.
-	-	-	-	-	-	525.
-	-	-	-	-	-	529.
4	-	-	-	-	-	530.
-	-	-	-	2	2	540.
-	-	-	-	-	6	570.
10	2	6	25	27	11	580.
-	-	-	-	-	-	600.
-	-	-	3	-	-	611.
-	-	-	-	-	-	620.
4	-	-	-	-	-	621.
-	-	-	-	-	2	630.
-	-	-	-	-	-	641.
-	-	-	-	-	-	642.
-	-	-	-	-	-	650.
-	-	-	-	-	-	652.
-	-	-	-	-	-	653.
-	-	-	3	3	3	660.
-	-	-	9	8	7	680.

CONVENTION DELEGATE STUDY - PART B

710 711 712

Q.81. (CONTINUED)

<u>R1ST</u>	<u>R2ND</u>	<u>R3RD</u>	<u>D1ST</u>	<u>D2ND</u>	<u>D3RD</u>	
-	-	-	4	-	-	690.
-	-	-	-	-	-	710.
-	-	-	-	5	-	730.
-	-	-	-	3	2	733.
-	-	-	-	2	-	734.
-	-	-	-	-	2	740.
-	-	-	-	-	-	744.
2	-	-	-	-	-	760.
6	4	-	6	8	5	770.
-	-	-	-	-	-	771.
-	4	-	-	-	-	780.
-	-	-	-	-	-	790.
6	-	2	13	12	13	800.
14	6	2	25	14	11	801.
14	2	-	20	5	3	805.
-	10	-	8	8	3	810.
4	8	-	-	-	2	811.
36	22	2	92	40	11	812.
-	-	-	-	-	-	813.
4	-	-	2	9	5	820.
14	-	4	25	13	7	830.
4	-	2	7	8	2	831.
-	2	-	-	3	-	840.
14	2	-	13	9	5	842.
4	6	-	11	8	-	850.
2	-	-	13	9	7	860.
-	-	-	2	2	-	870.
4	-	-	-	8	5	880.
8	-	-	-	4	4	885.
14	-	-	3	3	-	890.
10	-	8	28	11	4	895.
4	4	8	13	-	11	897.
18	8	4	82	53	21	900.
-	-	-	-	2	3	910.
-	8	2	13	-	3	912.
-	-	-	33	13	12	915.
48	12	4	55	9	6	920.
32	18	12	150	59	6	925.
12	6	4	19	19	5	930.
46	48	4	90	35	23	932.
88	30	14	230	78	49	935.
2	4	2	88	15	4	938.
4	-	-	-	-	-	939.
6	6	-	9	19	5	940.
18	12	6	37	28	5	945.
-	-	2	4	-	-	950.
-	-	-	2	4	2	955.
-	4	-	-	3	-	960.
24	8	8	98	64	18	965.
4	4	-	6	8	-	966.
12	12	8	21	26	13	970.

CONVENTION DELEGATE STUDY - PART B

710      711      712

Q.81. (CONTINUED)

<u>R1ST</u>	<u>R2ND</u>	<u>R3RD</u>	<u>D1ST</u>	<u>D2ND</u>	<u>D3RD</u>	
28	14	2	82	36	12	971.
14	10	10	27	31	35	972.
-	8	-	15	15	-	974.
-	-	4	8	5	6	975.
4	-	-	34	32	4	976.
2	-	-	6	-	-	980.
4	6	-	-	3	2	981.
-	-	-	12	6	5	982.
6	4	-	5	2	-	989.
-	6	2	16	13	2	997.
-	-	-	6	-	-	998.
18	-	-	15	-	-	999.
20	428	746	83	1053	1769	991.

713      714      715

Q.88. CHARACTERISTICS FOR SUCCESS IN POLITICS - 3  
RESPONSES. SEE PAGE 96 FOR COMPLETE QUESTION AND  
CODE.

<u>R1ST</u>	<u>R2ND</u>	<u>R3RD</u>	<u>D1ST</u>	<u>D2ND</u>	<u>D3RD</u>	
12	4	8	119	53	73	01.
-	-	-	-	4	7	02.
6	20	12	22	24	17	03.
-	2	-	-	9	4	04.
68	61	36	116	138	103	05.
2	-	-	-	-	4	07.
-	-	-	-	-	6	08.
-	-	-	-	-	-	09.
4	4	4	11	-	23	11.
24	22	20	55	37	34	13.
108	72	82	228	274	176	15.
-	-	-	-	2	-	16.
10	12	6	17	19	9	17.
38	32	23	35	63	56	18.
-	2	-	4	5	2	19.
12	8	4	-	11	5	20.
30	38	24	67	48	43	21.
12	4	4	7	37	17	23.
32	50	8	36	39	35	25.
30	68	54	167	159	113	27.
28	12	18	43	27	37	29.
40	26	40	88	118	97	31.
2	16	16	21	24	33	33.
2	-	12	12	16	17	35.
-	4	-	2	-	3	37.

CONVENTION DELEGATE STUDY - PART B

713 714 715

Q.88. (CONTINUED)

<u>R1ST</u>	<u>R2ND</u>	<u>R3RD</u>	<u>D1ST</u>	<u>D2ND</u>	<u>D3RD</u>	
26	38	34	70	84	79	39.
2	-	-	6	-	2	41.
8	4	6	8	19	6	43.
-	-	-	-	-	3	48.
-	4	-	10	9	5	49.
38	48	30	89	94	45	50.
8	20	16	31	25	10	51.
-	6	2	8	15	11	53.
-	-	-	-	-	-	54.
15	6	16	24	30	25	55.
8	24	10	55	56	45	57.
14	10	12	34	46	67	59.
-	-	-	-	6	2	60.
63	81	41	185	121	105	61.
42	8	8	76	63	39	62.
26	10	6	57	36	9	63.
4	-	4	-	-	-	64.
8	-	10	6	7	25	65.
16	12	12	51	51	28	67.
-	-	-	-	-	3	68.
272	190	144	653	364	186	69.
8	8	4	15	19	15	70.
18	32	10	77	61	57	71.
-	-	-	6	-	-	72.
2	2	8	4	3	5	73.
-	-	-	-	-	-	74.
-	-	2	-	-	-	75.
4	-	4	36	18	14	81.
2	-	-	6	8	3	82.
2	8	-	11	2	8	83.
10	2	10	10	36	24	84.
4	8	4	10	25	14	87.
6	4	-	2	8	-	88.
4	-	10	14	8	20	89.
-	-	-	2	3	-	90.
6	8	12	9	16	16	91.
10	4	4	11	26	13	92.
-	-	-	-	-	-	93.
-	-	-	-	-	-	94.
-	2	2	6	18	7	95.
8	-	8	17	8	9	96.
-	4	4	2	9	9	97.
4	-	-	-	-	-	98.
22	-	-	19	-	-	99.
-	120	316	2	271	849	00.

CONVENTION DELEGATE STUDY - PART B

716      717      718

Q.89. WHY FEWER WOMEN CANDIDATES THAN MEN - 3  
RESPONSES. SEE PAGE 98 FOR COMPLETE QUESTION AND  
CODE.

---

<u>R1ST</u>	<u>R2ND</u>	<u>R3RD</u>	<u>D1ST</u>	<u>D2ND</u>	<u>D3RD</u>	
4	6	-	22	8	2	10.
48	16	6	99	82	22	11.
209	70	32	366	130	37	12.
4	12	2	5	17	11	13.
18	24	10	69	34	21	14.
66	34	8	76	36	23	15.
28	32	20	65	50	19	16.
18	22	6	12	20	8	17.
4	4	2	2	6	2	29.
8	2	6	25	42	18	30.
18	-	-	42	14	4	31.
22	6	-	49	18	3	32.
2	14	-	15	18	17	33.
18	4	-	68	34	9	34.
6	12	-	4	42	6	35.
-	4	-	13	15	2	36.
4	-	-	12	-	-	49.
261	58	12	917	195	54	50.
16	8	2	39	46	12	51.
12	30	8	28	41	17	52.
16	10	10	66	91	15	53.
244	102	16	347	179	66	54.
22	32	2	86	78	41	55.
16	6	4	20	24	6	56.
24	6	4	154	48	5	57.
6	-	4	2	8	3	69.
2	-	-	22	-	-	98.
24	-	-	45	-	-	99.
-	606	966	2	1396	2249	00.

719      720      721

Q.91B. WHY PARTY LEADERS DISCOURAGE WOMEN - 3  
RESPONSES. SEE PAGE 103 FOR COMPLETE QUESTION AND  
CODE.

---

<u>R1ST</u>	<u>R2ND</u>	<u>R3RD</u>	<u>D1ST</u>	<u>D2ND</u>	<u>D3RD</u>	
-	-	-	5	-	-	10.
-	-	-	6	-	-	11.
-	-	-	6	8	-	12.
-	-	-	7	2	6	13.
-	-	-	3	5	-	14.
-	-	-	3	2	-	15.
10	4	-	6	3	-	16.
4	-	-	2	3	-	17.
-	-	-	-	-	-	29.

CONVENTION DELEGATE STUDY - PART B

719 720 721

Q.91B. (CONTINUED)

<u>R1ST</u>	<u>R2ND</u>	<u>R3RD</u>	<u>D1ST</u>	<u>D2ND</u>	<u>D3RD</u>	
22	4	-	149	54	3	30.
2	-	-	17	5	-	31.
-	-	-	8	12	-	32.
-	-	-	22	-	-	33.
10	2	-	102	34	13	34.
-	4	2	24	18	6	35.
8	-	-	110	31	5	36.
-	-	-	-	2	2	49.
20	10	4	127	16	4	50.
-	6	-	8	4	-	51.
-	4	2	-	-	-	52.
2	-	-	8	-	-	53.
12	4	-	15	7	2	54.
4	4	-	49	21	3	55.
-	-	-	4	2	-	56.
2	-	-	3	-	-	57.
-	-	-	3	-	-	69.
-	-	-	7	-	-	98.
12	-	-	29	-	-	99.
1012	1078	1112	1949	2443	2628	00.

722 723

Q.94A. R'S FEELING TOWARD WOMEN'S LIB - 2 RESPONSES.  
SEE PAGE 106 FOR COMPLETE QUESTION AND CODE.

<u>R1ST</u>	<u>R2ND</u>	<u>D1ST</u>	<u>D2ND</u>	
82	18	355	70	01.
-	4	10	6	09.
78	14	197	31	10.
18	-	74	15	11.
96	62	210	143	12.
2	-	9	6	13.
12	-	37	46	14.
90	18	544	109	15.
10	4	68	41	20.
6	12	58	56	21.
-	-	2	6	25.
8	6	15	9	26.
14	4	29	27	30.
12	-	33	13	32.
12	-	18	21	33.
6	8	9	15	40.
4	-	2	3	41.
2	10	67	34	45.
24	2	56	21	46.
2	4	15	14	49.

CONVENTION DELEGATE STUDY - PART B

722 723

Q.94A. (CONTINUED)

---

<u>RLST</u>	<u>R2ND</u>	<u>DLST</u>	<u>D2ND</u>	
63	20	35	37	50.
20	8	25	-	51.
18	8	24	46	52.
6	8	7	13	53.
14	14	14	45	54.
122	64	113	34	55.
21	34	47	55	60.
50	46	79	49	61.
38	34	49	37	65.
24	26	40	48	66.
-	-	2	12	70.
36	49	36	77	80.
-	-	-	-	81.
80	66	101	84	82.
-	4	4	27	83.
8	4	13	18	85.
36	32	84	55	86.
2	4	13	15	87.
14	-	11	14	89.
4	-	2	-	98.
30	-	79	-	99.
56	533	86	1320	00.

724 725

Q.100A. WHICH WOMEN'S POLITICAL ORGANIZATIONS R BELONGS TO - 2 RESPONSES. SEE PAGE 110 FOR COMPLETE QUESTION AND CODE.

---

<u>RLST</u>	<u>R2ND</u>	<u>DLST</u>	<u>D2ND</u>	
34	14	177	19	1.
-	-	9	-	2.
14	2	117	31	3.
-	-	6	2	4.
-	2	13	10	5.
4	-	9	10	6.
34	18	104	58	7.
-	-	-	4	8.
32	-	28	-	9.
1002	1084	2209	2538	0.

CONVENTION DELEGATE STUDY- PART B

726 727

Q.102. ORIGINAL INVOLVEMENT IN POLITICS - 2  
RESPONSES. SEE PAGE 111 FOR COMPLETE QUESTION AND  
CODE.

---

<u>R1ST</u>	<u>R2ND</u>	<u>D1ST</u>	<u>D2ND</u>	
150	63	654	262	1.
22	8	89	31	2.
325	72	704	117	3.
72	10	223	49	4.
331	64	722	248	5.
150	60	205	123	6.
12	4	20	4	7.
10	-	6	-	8.
48	10	49	3	9.
-	829	-	1835	0.

728 729

Q.107. NATIONALITY/ETHNICITY - 2 RESPONSES. SEE  
PAGE 114 FOR COMPLETE QUESTION AND CODE.

---

<u>R1ST</u>	<u>R2ND</u>	<u>D1ST</u>	<u>D2ND</u>	
-	-	17	-	182.
24	4	47	21	197.
4	-	-	-	207.
-	-	2	-	208.
-	-	9	2	209.
10	-	62	8	219.
-	-	3	-	239.
290	94	379	82	301.
92	48	350	170	302.
66	18	81	51	303.
24	32	17	6	304.
40	4	38	15	306.
18	-	25	2	309.
-	-	7	3	310.
-	-	-	4	311.
24	10	65	30	312.
-	2	-	-	314.
154	70	253	92	315.
18	8	24	23	317.
8	-	8	3	318.
-	2	10	-	319.
12	2	7	9	321.
-	-	2	-	322.
14	-	13	5	323.
26	-	38	3	324.
4	-	7	-	328.
8	-	23	3	329.

CONVENTION DELEGATE STUDY - PART B

728 729

Q.107. (CONTINUED)

<u>R1ST</u>	<u>R2ND</u>	<u>D1ST</u>	<u>D2ND</u>	
4	-	17	5	331.
-	-	15	9	333.
-	-	-	2	334.
-	-	3	7	335.
16	-	39	4	336.
-	-	17	11	337.
-	-	2	-	338.
-	-	-	2	339.
-	-	3	-	342.
10	-	10	-	343.
-	-	4	-	344.
6	-	8	4	345.
-	-	-	3	348.
42	4	119	13	351.
-	-	3	-	352.
2	-	23	4	353.
-	-	3	-	399.
4	-	3	-	404.
-	-	2	-	431.
-	-	2	-	451.
-	-	5	-	499.
18	-	229	13	504.
4	-	5	-	506.
2	-	-	-	599.
48	-	273	-	698.
-	2	100	6	699.
2	-	-	-	705.
4	-	3	2	997.
4	-	38	-	998.
20	-	65	-	999.
98	820	194	2055	000.

730 731 732

Q.107. SUMMARY NATIONALITY/ETHNICITY

<u>R1ST</u>	<u>R2ND</u>	<u>R3RD</u>	<u>D1ST</u>	<u>D2ND</u>	<u>D3RD</u>	
48	2	-	373	-	2	01.
18	-	-	229	18	-	02.
444	98	12	563	91	12	03.
84	88	8	333	246	29	04.
160	64	10	257	81	17	05.
42	4	-	119	13	2	06.
10	-	-	7	-	-	07.
24	10	2	67	34	6	08.
64	4	6	88	17	-	09.
26	10	-	77	24	16	10.

CONVENTION DELEGATE STUDY - PART B

730      731      732

Q.107. (CONTINUED)

---

<u>R1ST</u>	<u>R2ND</u>	<u>R3RD</u>	<u>D1ST</u>	<u>D2ND</u>	<u>D3RD</u>	
16	-	-	39	4	2	11.
10	-	-	32	6	-	12.
2	-	2	40	30	2	13.
4	-	-	5	-	-	14.
10	-	-	62	8	-	15.
-	-	-	-	-	-	16.
-	-	-	17	-	-	17.
28	4	-	47	19	7	18.
-	-	-	2	-	-	19.
-	-	-	2	-	-	20.
-	-	-	8	-	-	21.
8	-	-	8	4	3	97.
6	-	-	36	-	-	98.
20	-	-	65	-	-	99.
96	836	1080	196	2077	2574	00.

CONVENTION DELEGATE STUDY - PART B

APPENDIX A

<u>REP</u>	<u>DEM</u>	<u>STATE</u>	<u>STATE CODE</u>
24	44	ALABAMA	41
-	-	ALASKA	80
50	41	ARIZONA	61
20	22	ARKANSAS	42
50	233	CALIFORNIA	71
20	52	COLORADO	62
20	37	CONNECTICUT	01
16	23	DELAWARE	11
16	20	DISTRICT OF COLUMBIA	55
26	67	FLORIDA	43
24	58	GEORGIA	44
-	-	HAWAII	81
-	12	IDAHO	63
48	158	ILLINOIS	21
30	85	INDIANA	22
60	99	IOWA	31
14	37	KANSAS	32
20	30	KENTUCKY	51
8	33	LOUISIANA	45
-	-	MAINE	02
20	42	MARYLAND	52
24	92	MASSACHUSETTS	03
40	117	MICHIGAN	23
30	68	MINNESOTA	33
12	23	MISSISSIPPI	46
12	32	MISSOURI	34
-	-	MONTANA	64
-	-	NEBRASKA	35
-	-	NEVADA	65
14	31	NEW HAMPSHIRE	04
26	89	NEW JERSEY	12
-	-	NEW MEXICO	66
64	246	NEW YORK	13
32	66	NORTH CAROLINA	47
-	-	NORTH DAKOTA	36
54	149	OHIO	24
20	28	OKLAHOMA	53
2	14	OREGON	72
58	149	PENNSYLVANIA	14
8	20	RHODE ISLAND	05
20	31	SOUTH CAROLINA	48
24	21	SOUTH DAKOTA	37
26	34	TENNESSEE	54
46	108	TEXAS	49
40	50	UTAH	67
18	28	VERMONT	06
32	58	VIRGINIA	40
20	44	WASHINGTON	73
18	37	WEST VIRGINIA	56
14	44	WISCONSIN	25
-	-	WYOMING	68

CONVENTION DELEGATE STUDY - PART B (CONTINUED)

APPENDIX C

SIZE OF CITY CODE - MASTER CODE

118	408	11.	SELF-REPRESENTING SMSA PSU'S--CENTRAL CITIES, AS DESIGNATED BY CENSUS BUREAU (POPULATION > 350,000)
		20-27.	SUBURBS OF 12 SELF-REPRESENTING SMSA PSU'S WITH POPULATION SIZE AS FOLLOWS:
14	52	20.	RURAL (UNDER 2500)
26	45	21.	2500-9999 + OTHER URBAN AREAS
62	122	22.	10,000-29,999
14	87	23.	30,000-49,999
12	65	24.	50,000-99,999
6	36	25.	100,000-149,999
-	10	26.	150,000-349,999
-	-	27.	350,000 AND OVER (MAJOR CITIES IN 2 CONSOLIDATED AREAS)
		30-34.	CENTRAL CITIES IN SMSA, NON-SELF REPRESENTING PSU'S WITH POPULATION SIZE AS FOLLOWS:
8	15	30.	UNDER 50,000 (PART OF TWIN-, TRI-CITIES, ETC.)
118	235	31.	50,000 -99,999
50	132	32.	100,000-149,999
106	221	33.	150,000-349,999
106	218	34.	350,000 AND OVER
		40-46.	SUBURBS IN SMSA, NON-SELF-REPRESENTING PSU'S WITH POPULATION SIZE AS FOLLOWS:
16	23	40.	RURAL (UNDER 2500)
45	89	41.	2500-9999 + OTHER URBAN AREAS
58	138	42.	10,000-29,999
15	56	43.	30,000-49,999
20	35	44.	50,000-99,999
-	-	45.	100,000-149,999
4	3	46.	150,000 AND OVER
		50-53.	NON-SMSA, NON-SELF-REPRESENTING PSU'S WITH POPULATION SIZE AS FOLLOWS:
84	167	50.	RURAL (UNDER 2500)
92	194	51.	2500-9999
96	199	52.	10,000-29,999
46	119	53.	30,000-49,999
4	3	99.	NA

CONVENTION DELEGATE STUDY - PART B

APPENDIX D

V264 (605)    V265 (606)            OCCUPATION CODE  
V273 (614)    V274 (619)  
V280 (621)    V281 (622)  
V289 (630)    V290 (631)

---

**PROFESSIONAL, TECHNICAL, AND KINDRED WORKERS**

000	001	Accountants and Auditors
010	002	Actors and Actresses
012	003	Airplane Pilots and Navigators
013	004	Architects
014	005	Artists and Art Teachers
015	006	Athletes
020	007	Authors
021	008	Chemists
022	009	Chiropractors
023	010	Clergymen
030-060	012	College Presidents, Professors, and Instructors, n.e.c. (ONLY E)
070	013	Dancers and Dancing Teachers
071	014	Dentists
072	015	Designers
073	016	Dietitians and Nutritionists
074	017	Draftsmen
075	018	Editors and Reporters

PROFESSIONAL, TECHNICAL, AND KINDRED WORKERS, continued

Engineers, Technical:

080	020	Aeronautical
081	021	Chemical
082	022	Civil
083	023	Electrical
084	024	Industrial
085	025	Mechanical
090	026	Metallurgical, Metallurgists
091	027	Mining
092-093	028	Engineers, sales & Engineers, n.e.c., or NA which above
101	029	Entertainers, n.e.c.
102	030	Farm and Home Management Advisers
103	031	Foresters and Conservationists
104	032	Funeral Directors and Embalmers
105	033	Lawyers and Judges
111	034	Librarians
120	035	Musicians and Music Teachers
130-145	036	Natural Scientists, n.e.c. [including agricul- tural and biological scientists, geologists, geophysicists, mathematicians, physicists, and miscellaneous natural scientists]
150	037	Nurses, Professional
151	038	Nurses, Student Professional (ONLY H)
152	039	Optometrists
153	040	Osteopaths
154	041	Personnel and Labor Relations Workers
160	042	Pharmacists
161	043	Photographers
162	044	Physicians and Surgeons
163	011	Public Relations Men and Publicity Writers

PROFESSIONAL, TECHNICAL, AND KINDRED WORKERS, continued

164	045	Radio Operators
165	046	Recreation and Group Workers
170	047	Religious Workers
171	048	Social and Welfare Workers, except group
172-175	049	Social Scientists [including economists, psychologists, statisticians, actuaries and miscellaneous social scientists]
180	050	Sports Instructors and Officials
181	051	Surveyors
182-184	052	Teachers, n.e.c.
185	053	Technicians, Medical and Dental
190-191	054	Technicians, Electrical and Electronic, & Other Engineering and Physical Sciences
192	055	Technicians, n.e.c.
193	056	Therapists and Healers, n.e.c.
194	057	Veterinarians
195	058	Professional, Technical, and Kindred Workers, n.e.c.

FARMERS AND FARM MANAGERS

N(self-owner)	019	Farm Owners (ONLY A)
N(ten, share)	059	Tenant Farmers and Sharecroppers (ONLY A)
N(NA type)	191	Farmers, NA type (ONLY A)
222	060	Farm Managers (ONLY A)

**MANAGERS, OFFICIALS, AND PROPRIETORS, EXCEPT FARM**

250	061	Buyers and Department Heads, Store (ONLY F, G, 606-609, 617-699)
251	062	Buyers and Shippers, Farm Products (ONLY 609, 616)
252	063	Conductors, Railroad
253	064	Credit Men
254	065	Floor men and Floor Managers, Store (ONLY D, F, G, 637-696)
260	066	Inspectors, Public Administration, NA which below (ONLY J, 906-936)
260(906, J)	067	Federal Public Administration & Postal Service
260(926)	068	State Public Administration
260(936)	069	Local Public Administration
262	070	Managers and Superintendents, Buildings
265	071	Officers, Pilots, Pursers and Engineers, Ship (except armed forces)
270	072	Officials and Administrators, n.e.c., Public Administration, NA which below (ONLY J, 906-936)
270(906, J)	073	Federal Public Administration & Postal Service
270(926)	074	State Public Administration
270(936)	075	Local Public Administration
275	076	Officials, Lodge, Society, Union, etc.(ONLY 888)
280	077	Postmasters (ONLY 906)
285	078	Purchasing Agents and Buyers, n.e.c.

MANAGERS, OFFICIALS, AND PROPRIETORS, EXCEPT FARM, continued

Managers, Officials, and Proprietors, n.e.c., if salaried only

R(C)	080	Construction	ALL "R" OCCUPATION CODES NOT TO BE USED WITH J,K, 906-936
R(206-459,B,M)	081	Manufacturing	
R(507-526,L)	082	Transportation	
R(536-579)	083	Communications & Utilities and Sanitary Services	
R(606-629)	084	Wholesale Trade	
		Retail Trade:	
R(637,F)	086	Food Stores, except dairy products & Dairy Products Stores and Milk Retailing	
R(639,G)	087	General Merchandise & Limited Price Variety Stores	
R(646,647)	088	Apparel and Accessories Stores except shoe & Shoe Stores	
R(648,649)	089	Furniture and House Furnishings & Household Appliances, TV, and Radio Stores	
R(656)	090	Motor Vehicles and Accessories	
R(657)	091	Gasoline Service Stations	
R(658)	079	Drug Stores	
R(D)	092	Eating and Drinking Places	
R(666,676)	093	Hardware and Farm Equipment Stores & Lumber and Building Material Retailing	
R(678-696)	094	Other Retail Trade, or NA which above	
R(706,716)	095	Banking and Credit Agencies & Security and Commodity Brokerage and Investment	
R(726,736)	096	Insurance & Real Estate	
R(806,807)	097	Advertising & Miscellaneous Business Services	
R(808)	098	Automobile Repair Services and Garages	
R(809)	099	Miscellaneous Repair Services	
R(826-839)	100	Personal Services	
R(999,017-156, 846-898,A,H,E)	101	All Other Industries, or NA which above (For "farm manager" see SEQ. #061)	

MANAGERS, OFFICIALS, AND PROPRIETORS, EXCEPT FARM, continued

Managers, Officials, and Proprietors, n.e.c., if self-employed

R(C)	103	Construction	ALL "R" OCCUPATION CODES NOT TO BE USED WITH J,K, 906-936
R(206-459,B,M)	104	Manufacturing	
R(507-526,L)	105	Transportation	
R(536-579)	106	Communications & Utilities and Sanitary Services	
R(606-629)	107	Wholesale Trade	
Retail Trade:			
R(637,F)	109	Food Stores, except dairy products & Dairy Products Stores and Milk Retailing	
R(639,G)	110	General Merchandise & Limited Price Variety Stores	
R(646,647)	111	Apparel and Accessories Stores except shoe & Shoe Stores	
R(648,649)	112	Furniture and House Furnishings & Household Appliances, TV, and Radio Stores	
R(656)	113	Motor Vehicles and Accessories	
R(657)	114	Gasoline Service Stations	
R(D)	115	Eating and Drinking Places	
R(666,676)	116	Hardware and Farm Equipment Stores & Lumber and Building Material Retailing	
R(678-696,658)	117	Other Retail Trade, or NA which above	
R(706,716)	118	Banking and Credit Agencies & Security and Commodity Brokerage and Investment	
R(726,736)	119	Insurance & Real Estate	
R(806,807)	120	Advertising & Miscellaneous Business Services	
R(808)	121	Automobile Repair Services and Garages	
R(809)	122	Miscellaneous Repair Services	
R(826-839)	123	Personal Services	
R(999,017-156, 846-898,A,H,E)	124	All Other Industries, or NA which above (for "farmer" see SEQ. #058-060)	

**CLERICAL AND KINDRED WORKERS**

301	125	Agents, n. e. c.
302	126	Attendants and Assistants, Library
303	127	Attendants, Physician's and Dentist's Office
304	128	Baggagemen, Transportation (ONLY L, 507-526)
305	129	Bank Tellers (ONLY 706)
310	130	Bookkeepers
312	131	Cashiers
313	132	Collectors, Bill and Account
314	133	Dispatchers and Starters, Vehicle
315	134	Express Messengers and Railway Mail Clerks (ONLY L, 906)
320	085	File Clerks
321	173	Insurance Adjusters, Examiners and Investigators
323	135	Mail Carriers (ONLY 906)
324	136	Messengers and Office Boys
325	137	Office Machine Operators
333	102	Payroll and Timekeeping Clerks
340	108	Postal Clerks (ONLY 906)
341	153	Receptionists
Z	507	Secretaries
343	138	Shipping and Receiving Clerks
345	139	Stenographers
350	501	Stock Clerks and Storekeepers
351	140	Telegraph Messengers (ONLY 539)
352	141	Telegraph Operators

CLERICAL AND KINDRED WORKERS, continued

353	142	Telephone Operators
354	143	Ticket, Station, and Express Agents (ONLY L, 507-526)
360	506	Typists
Y	144	Clerical and Kindred Workers, n.e.c.

**SALES WORKERS**

380	145	Advertising Agents and Salesmen
381	146	Auctioneers
382	147	Demonstrators
383	148	Hucksters and Peddlers
385	149	Insurance Agents, Brokers and Underwriters
390	150	Newsboys
393	151	Real Estate Agents and Brokers
		Salesmen and Sales Clerks, n.e.c.:
S(206-459,B,M)	154	Manufacturing
S(606-629)	155	Wholesale Trade
S(637-696,D,F,G)	156	Retail Trade
S(999&all not above)	157	Other Industries, or NA type
395	152	Stock and Bond Salesmen

**CRAFTSMEN, FOREMEN, AND KINDRED WORKERS**

401	158	Bakers
402	159	Blacksmiths
403	160	Boilermakers
404	161	Bookbinders
405	162	Brickmasons, Stonemasons and Tile setters
410	163	Cabinetmakers
Q	164	Carpenters
413	165	Cement and Concrete Finishers
414	166	Compositors and Typesetters
415	167	Cranemen, Derrickmen and Hoistmen
420	168	Decorators and Window Dressers
421	169	Electricians
423	170	Electrotypers and Stereotypers
424	171	Engravers, except Photoengravers
425	172	Excavating, Grading and Road Machinery Operators
		Foremen, n.e.c.:
430(C)	174	Construction
		Manufacturing:
430(237-249)	176	Metal Industries
430(256-259,M)	177	Machinery, including Electrical
430(267-276)	178	Transportation Equipment
430(286-296, 206-236)	179	Other Durable Goods
430(346-367,B)	180	Textiles, Textile Products & Apparel
430(386-459, 306-329)	181	Other Non-durable Goods, or Manufacturing NA Type
430(L)	182	Railroads and Railway Express Services
430(507-526)	183	Transportation, except Railroads

CRAFTSMEN, FOREMEN AND KINDRED WORKERS, continued

Foremen, n.e.c., continued

430(536-579)	184	Telecommunications & Utilities and Sanitary Services
430(999,017-156,185 606-936,A,D,E,F, G,H,J)		Other Industries, or NA type (NOT K)
431	186	Forgemen and Hammermen
432	187	Furriers
434	188	Glaziers
435	189	Heat Treaters, Annealers and Temperers
444	190	Inspectors, Scalers and Graders, Log and Lumber
		Inspectors, n.e.c.:
450(C)	192	Construction
450(L)	193	Railroads and Railway Express Service
450(507-579)	194	Transportation, except Railroads, & Communications, & Utilities and Sanitary Services
450(999 & all not above, ex- cept J,K,906-936)	195	Other Industries or NA type (NOT J.K.906-936)
451	196	Jewelers, Watchmakers, Goldsmiths and Silver-smiths
452	197	Job setters, Metal
453	198	Linemen and Servicemen, Telephone, Telegraph, and Power
454	199	Locomotive Engineers
460	200	Locomotive Firemen
461	201	Loom Fixers
465	202	Machinists

CRAFTSMEN, FOREMEN, AND KINDRED WORKERS, continued

Mechanics and Repairmen:

470	203	Air Conditioning, Heating, and Refrigeration
471	204	Airplane
472	205	Automobile
473	206	Office Machine
474	207	Radio and Television
475	208	Railroad and Car Shop
480	209	Mechanics and Repairmen, n.e.c., or NA type
490	210	Millers, Grain, Flour, Feed, etc.
491	211	Millwrights
492	212	Molders, Metal
493	213	Motion Picture Projectionists
494	214	Opticians and Lens Grinders and Polishers
495	215	Painters, Construction and Maintenance
501	216	Paperhangers
502	217	Pattern and Model Makers, except Paper
503	218	Photoengravers and Lithographers
504	219	Piano and Organ Tuners and Repairmen
505	220	Plasterers
510	221	Plumbers and Pipe fitters
512	222	Pressmen and Plate Printers, Printing
513	223	Rollers and Roll Hands, Metal
514	224	Roofers and Slaters
515	225.	Shoemakers and Repairers, except Factory (NOT B, M, 206-459)
520	226	Stationary Engineers

CRAFTSMEN, FOREMEN AND KINDRED WORKERS, continued

521	227	Stonecutters and Stone Carvers
523	228	Structural Metal Workers
524	229	Tailors and Tailoresses
525	230	Tinsmiths, Coppersmiths and Sheet Metal Workers
530	231	Toolmakers and Die Makers and Setters
535	232	Upholsterers
545	233	Craftsmen and Kindred Workers, n.e.c.

Present Members of the Armed Forces:

555*	428	Enlisted Men (ONLY J)
555*	429	Officers (ONLY J)
555*	244	NA which above (ONLY J)

---

\*Currently unemployed people whose last occupation was as a member of the Armed Forces should be coded SEQ. #508.

**OPERATIVES AND KINDRED WORKERS**

**Apprentices:**

601	236	Auto Mechanics
602	237	Bricklayers and Masons
603	238	Carpenters
604	239	Electricians
605	240	Machinists and Toolmakers
610	241	Mechanics, except Auto
612	242	Plumbers and Pipe Fitters
613	243	Building Trades, n.e.c.
614	245	Metalworking Trades, n.e.c.
615	246	Printing Trades
620	247	Other specified trades
621	248	Apprentices, NA type
630	249	Asbestos and Insulation Workers
631	451	Assemblers
632	250	Attendants, Auto Service and Parking
634	251	Blasters and Powdermen
635	252	Boatmen, Canalmen, and Lock Keepers
640	253	Brakemen, Railroad
641	254	Bus Drivers
642	256	Chainmen, Rodmen and Axmen      Surveying
643	500	Checkers, Examiners and Inspectors, Manufacturing (ONLY B, M, 206-459)
645	257	Conductors, Bus and Street Railway (ONLY 507)
650	258	Deliverymen and Routemen
651	259	Dressmakers and Seamstresses, except Factory (NOT B, M, 206-459)
652	260	Dyers
653	261	Filers, Grinders, and Polishers, Metal
654	262	Fruit, Nut, and Vegetable Graders and Packers, except Factory (NOT B, M, 206-459)
670	263	Furnacemen, Smeltermen, and Pourers

OPERATIVES AND KINDRED WORKERS, continued

671	299	Graders and Sorters, Manufacturing (ONLY B, M, 2--, 3--, 4--)
672	264	Heaters, Metal
673	300	Knitters, Loopers and Toppers, Textile (ONLY 346-356)
674	265	Laundry and Dry Cleaning Operatives (NOT K)
675	266	Meat Cutters, except Slaughter and Packing House (NOT 306)
680	267	Milliners
685	268	Mine Operators and Laborers, n.e.c. or NA which below (ONLY 126-156)
685 (136)	269	Coal Mining
685 (146)	270	Crude Petroleum and Natural Gas
685 (126,156)	271	Mining and Quarrying, except Fuel
690	272	Motormen, Mine, Factory, Logging Camp, etc.
691	273	Motormen, Street, Subway and Elevated Railway (ONLY 507)
692	274	Oilers and Greasers, except Auto
693	235	Packers and Wrappers, n.e.c.
694	275	Painters, except Construction and Maintenance
695	276	Photographic Process Workers
701	277	Power Station Operators
703	278	Sailors and Deck Hands
704	255	Sawyers
705	279	Sewers and Stitchers, Manufacturing (ONLY B, M, 206-459)

OPERATIVES AND KINDRED WORKERS, continued

710	280	Spinners, Textile
712	281	Stationary Firemen
713	282	Switchmen, Railroad
714	283	Taxicab Drivers and Chauffeurs
T	284	Truck And Tractor Drivers
720	285	Weavers, Textile
721	286	Welders and Flame-cutters

Operatives and Kindred Workers, n.e.c.\*

W(C)	363	Construction
		Manufacturing, Durable Goods
		Lumber and Wood Products, except Furniture:
W(207)	290	Sawmills, Planing Mills and Millwork
W(208)	291	Miscellaneous Wood Products or NA type
W(209)	292	Furniture and Fixtures
W(216-236)	293	Stone, Clay and Glass Products, NA which below
W(216)	294	Glass and Glass Products
W(217)	295	Cement, and Concrete and Gypsum Products, and Plaster Products
W(218)	296	Structural Clay Products
W(219)	297	Pottery and Related Products
W(236)	298	Miscellaneous Nonmetallic Mineral and Stone Products

---

\*Do not use "W" occupation code with industry 206--see SEO. #442

OPERATIVES AND KINDRED WORKERS, continued

Operatives and Kindred Workers, n.e.c., continued  
Manufacturing, Durable Goods, continued

**Metal Industries**

W(237)	301	Blast Furnaces, Steel Works, Rolling and Finishing Mills
W(238)	302	Other Primary Iron and Steel Industries
W(239)	303	Primary Nonferrous Industries
W(246)	304	Cutlery, Hand Tools and Other Hardware
W(247)	305	Fabricated Structural Metal Products
W(248)	306	Miscellaneous Fabricated Metal Products
W(249)	307	Not Specified Metal Industries or NA which above
W(256,257,M)	308	Machinery, except Electrical, NA which above
W(256)	309	Farm Machinery and Equipment
W(257)	310	Office, Computing and Accounting Machines
W(M)	311	Miscellaneous Machinery
W(259)	312	Electrical Machinery, Equipment and Supplies
W(267-276)	313	Transportation Equipment, NA which below
W(267)	314	Motor Vehicles and Motor Vehicle Equipment
W(268)	315	Aircraft and Parts
W(269)	316	Ship and Boat Building and Repairing
W(276)	317	Railroad and Miscellaneous Transportation Equipment
W(286-289)	318	Professional and Photographic Equipment and Watches, NA which below
W(286)	319	Professional Equipment and Supplies
W(287)	320	Photographic Equipment and Supplies
W(289)	321	Watches, Clocks and Clockwork-Operated Devices
W(296)	322	Miscellaneous Manufacturing Industries (either Durable or Non-durable)

OPERATIVES AND KINDRED WORKERS, continued

Operatives and Kindred Workers, n.e.c., continued  
Manufacturing, Non-durable Goods

Food and Kindred Products :

W(306)	324	Meat Products
W(307)	325	Dairy Products
W(308)	326	Canning and Preserving Fruits, Vegetables and Sea Foods
W(309)	327	Grain-mill Products
W(316)	328	Bakery Products
W(317)	329	Confectionery and Related Products
W(318)	330	Beverage Industries
W(318)	331	Miscellaneous Food Preparations and Kindred Products
W(326)	332	Not Specified Food Industries, NA which above
W(329)	333	Tobacco Manufactures
W(346-356)	334	Textile Mill Products, NA which below
W(346)	335	Knitting Mills
W(347)	336	Dyeing and Finishing Textiles, except Wool and Knit Goods
W(348)	337	Floor Coverings, except hard surface
W(349)	338	Yarn, Thread and Fabric Mills
W(356)	339	Miscellaneous Textile Mill Products
W(367, B)	340	Apparel and Other Fabricated Textile Products, NA which below
W(B)	341	Apparel and Accessories
W(367)	342	Miscellaneous Fabricated Textile Products
W(386-389)	343	Paper and allied products, NA which below
W(386)	344	Pulp, Paper and Paperboard Mills
W(387)	345	Paperboard Containers and Boxes
W(389)	346	Miscellaneous Paper and Pulp Products
W(396-398)	347	Printing, Publishing and allied Industries
W(406-409)	348	Chemicals and allied products, NA which below
W(406)	349	Synthetic Fibres
W(407)	350	Drugs and Medicines
W(408)	351	Paints, Varnishes and Related Products
W(409)	352	Miscellaneous Chemical and allied products

OPERATIVES AND KINDRED WORKERS

Operatives and Kindred Workers, n.e.c., continued  
Manufacturing, Non-durable Goods, continued

W(416-419)	353	Petroleum and Coal Products, NA which below
W(416)	354	Petroleum Refining
W(419)	355	Miscellaneous Petroleum and Coal Products
W(426-429)	356	Rubber Products and Miscellaneous Plastic Products
W(436-438)	357	Leather and Leather Products, NA which below
W(436)	358	Leather: Tanned, Curried and Finished
W(437)	359	Footwear, except Rubber
W(438)	360	Leather Products, except Footwear
		Miscellaneous Non-durable Goods
W(459)	361	Not Specified Manufacturing Industries [Manufacturing Industries, NA type]
		Construction [see SEQ. #294]
W(L)	364	Railroads and Railway Express Services
W(507-526)	365	Transportation, except Railroads
W(536-579)	366	Communications & Utilities and Sanitary Services
W(606-696, D, F, G)	367	Wholesale & Retail Trade
W(806-809)	368	Business & Repair Services
W(826-839, K)	369	Personal Services
W(906-936, J)	370	Public Administration
W(999-non-mfg.)	362	Non-manufacturing Industry, NA type
W(999, 017-018, 706-736, 846-898, A, E, H)	371	All Other Industries, or NA type [including NA whether manufacturing or nonmanufacturing] (NOT 126-156, See SEQ. #273)

**PRIVATE HOUSEHOLD WORKERS\***

801	175	Baby-sitters, Private Household (K ONLY)
802	372	Housekeepers, Private Household, NA which below (K ONLY)
802(Living Out)	374	Living Out(K ONLY)
802(Living In)	373	Living In (K ONLY)
803	375	Laundresses, Private Household, NA which below (K ONLY)
803(Living Out)	376	Living Out (K ONLY)
803(Living In)	505	Living In (K ONLY)
P	377	Private Household Workers, n.e.c., NA which below (K ONLY)
P(Living Out)	379	Living Out (K ONLY)
P(Living In)	378	Living In (K ONLY)

**SERVICE WORKERS, EXCEPT PRIVATE HOUSEHOLD**

810	380	Attendants, Hospitals and Other Institutions
812	381	Attendants, Professional and Personal, n.e.c.
813	382	Attendants, Recreation and Amusement
814	383	Barbers
815	384	Bartenders
820	386	Bootblacks
821	385	Boarding and Lodging Housekeepers (ONLY 826)
823	287	Chambermaids and Maids (NOT K)
824	387	Charwomen and Cleaners
825	388	Cooks (NOT K)
830	389	Counter and Fountain Workers
831	390	Elevator Operators
832	393	Housekeepers and Stewards (NOT K)
834	394	Janitors and Sextons
835	393	Kitchen Workers, n.e.c. (NOT K)
840	396	Midwives (ONLY 867)
841	400	Porters
842	401	Practical Nurses
843	288	Hairdressers and Cosmetologists
		Protective Service Workers:
850	391	Firemen, Fire Protection
851	392	Guards, Watchmen and Doorkeepers
852	395	Marshalls and Constables (ONLY J, 926, 936)
853	397	Policemen and Detectives, NA which below
853	399	Private (NOT J, 906-936)
853	398	Government (ONLY J, 906-936)
854	402	Sheriffs and Bailiffs (ONLY J, 926, 936)
860	405	Watchmen (Crossing) and Bridge Tenders
874	403	Ushers, Recreation and Amusement
875	404	Waiters and Waitresses
890	406	Service Workers, except Private Household, n.e.c. --- (NOT K)

**FARM LABORERS AND FOREMEN**

901	407	Farm Foremen (ONLY A)
U	408	Farm Laborers, Wage Workers (ONLY A)
V	409	Farm Laborers, Unpaid Family Workers (ONLY A)
905	410	Farm Service Laborers, Self-employed (ONLY A)

**LABORERS, EXCEPT FARM AND MINE**

960	323	Carpenters' Helpers, except Logging and Mining (NOT 126-156 OR 206)
962	411	Fishermen and Oystermen (NOT 126-156 OR 206)
963	412	Garage Laborers, and Car Washers and Greasers (NOT 126-156 OR 206)
964	413	Gardeners, except Farm, and Groundskeepers (NOT 126-156 OR 206)
965	414	Longshoremen and Stevedores (NOT 126-156 OR 206)
970	415	Lumbermen, Raftsmen and Woodchoppers (NOT 126-156 OR 206)
971	416	Teamsters (NOT 126-156 OR 206)
972	417	Truck Drivers' Helpers (NOT 126-156 OR 206)
973	503	Warehousemen, n.e.c. (NOT 126-156 OR 206)

LABORERS, EXCEPT FARM AND MINE, continued

Laborers, n.e.c.:\*

X(C)	491	Construction
		Manufacturing, Durable Goods
		Lumber and Wood Products, except Furniture:
X(207)	419	Sawmills, Planing Mills and Millwork
X(208)	420	Miscellaneous Wood Products, or NA type
X(209)	421	Furniture and Fixtures
X(216-236)	422	Stone, Clay and Glass Products, NA which below
X(216)	423	Glass and Glass Products
X(217)	424	Cement, and Concrete, Gypsum and Plaster Products
X(218)	425	Structural Clay Products
X(219)	426	Pottery and Related Products
X(236)	427	Miscellaneous Nonmetallic Mineral and Stone Products
		Metal Industries:
X(237)	430	Blast Furnaces, Steel Works, Rolling and Finishing Mills
X(238)	431	Other Primary Iron and Steel Industries
X(239)	432	Primary Nonferrous Industries
X(246)	433	Cutlery, Hand Tools and Other Hardware
X(247)	434	Fabricated Structural Metal Products
X(248)	435	Miscellaneous Fabricated Metal Products
X(249)	436	Not Specified Metal Industries
X(256,257,M)	437	Machinery, except Electrical, NA which below
X(256)	438	Farm Machinery and Equipment
X(257)	439	Office, Computing and Accounting Machines
X(M)	440	Miscellaneous Machinery

---

\* Do not use "X" occupation code with industries 126-156 or 206, see SEQ. #273-276 or 422, 423.

LABORERS, EXCEPT FARM AND MINE, continued

Laborers, n.e.c., continued\*

Manufacturing, Durable Goods, continued

X(259)	441	Electrical Machinery Equipment and Supplies
X(267-276)	442	Transportation Equipment NA which below:
X(267)	443	Motor Vehicles and Motor Vehicle Equipment
X(268)	444	Aircraft and Parts
X(269)	445	Ship and Boat Building and Repairing
X(276)	446	Railroad and Miscellaneous Transportation Equipment
X(286-289)	447	Professional and Photographic Equipment, and Watches, NA which below:
X(286)	448	Professional Equipment and Supplies
X(287)	449	Photographic Equipment and Supplies
X(289)	504	Watches, Clocks and Clockwork-Operated Devices
X(296)	450	Miscellaneous Manufacturing Industries (either durable or non-durable)

Manufacturing, Non-durable Goods

Food and Kindred Products:

X(306)	452	Meat Products
X(307)	453	Dairy Products
X(308)	454	Canning and Preserving Fruits, Vegetables and Sea Foods
X(309)	455	Grain-Mill Products
X(316)	456	Bakery Products
X(317)	457	Confectionery and Related Products
X(318)	458	Beverage Industries
X(319)	459	Miscellaneous Food Preparations and Kindred Products
X(326)	460	Not Specified Food Industries, NA which above

---

\*Do not use "X" occupation code with industries 126-156, see SEQ. #273-276 or 422,423.

LABORERS, EXCEPT FARM AND MINE, continued

Laborers, n.e.c., continued

Manufacturing, Non-durable Goods, continued

X(329)	461	Tobacco Manufacturers
X(346-356)	462	Textile Mill Products, NA which below:
X(346)	463	Knitting Mills
X(347)	464	Dyeing and Finishing Textiles, except Wool and Knit Goods
X(348)	465	Floor Coverings, except Hard Surface
X(349)	466	Yarn, Thread and Fabric Mills
X(356)	467	Miscellaneous Textile Mill Products
X(367, B)	468	Apparel and other Fabricated Textile Products, NA which below:
X(B)	469	Apparel and Accessories
X(367)	470	Miscellaneous Fabricated Textile Products
X(386-389)	471	Paper and Allied Products, NA which below:
X(386)	472	Pulp, Paper and Paperboard Mills
X(387)	473	Paperboard Containers and Boxes
X(389)	474	Miscellaneous Paper and Pulp Products
X(396, 398)	475	Printing, Publishing and Allied Industries
X(406-409)	476	Chemicals and Allied Products, NA which below:
X(406)	477	Synthetic Fibres
X(407)	478	Drugs and Medicines
X(408)	479	Paints, Varnishes and Related Products
X(409)	480	Miscellaneous Chemicals and Allied Products
X(416-419)	481	Petroleum and Coal Products, NA which below:
X(416)	482	Petroleum Refining
X(419)	483	Miscellaneous Petroleum and Coal Products

---

\*Do not use "X" occupation code with industries 126-156 or 206, see SEQ. #273-276 or 422, 423.

LABORERS, EXCEPT FARM AND MINE, continued  
Laborers, n.e.c., continued \*  
Manufacturing, Non-durable Goods, continued

X(426-429)	484	Rubber and Miscellaneous Plastic Products
X(436-438)	485	Leather and Leather Products, NA which below:
X(436)	486	Leather:Tanned, Curried and Finished
X(437)	487	Footwear, except Rubber
X(438)	488	Leather Products, except Footwear
X(459)	489	Not Specified Manufacturing Industries (Manufacturing Industries, NA type)
		Construction [see SEQ.#426]
X(L)	492	Railroads and Railway Express Service
X(507-526)	493	Transportation, except Railroads (i.e. except L)
X(536-579)	494	Communications & Utilities and Sanitary Services
X(606-696)	495	Wholesale Trade & Retail Trade
X(806-809)	496	Business Services & Repair Services
X(826-839) K)	497	Personal Services
X(906-936) J)	498	Public Administration
X(999-non-mfg.)	490	Non-manufacturing Industries, NA type
X(999, 017-018, 706-736, 846- 898, A, E, H)	499	All Other Industries, or NA type including NA whether manufacturing or nonmanufacturing

---

\* Do not use "X" occupation code with industries 126-156 or 206, see SEQ. #273-276 or 422, 423.

NOT IN LABOR FORCE

990	903	Housewife
990	905	Student
	906	Campaign Worker
990	289	Student with job <sup>1</sup>
991 <sup>1</sup>	234	Former member of armed forces (Discharged from armed forces and not retired and not yet employed <sup>2,4</sup> )
992 <sup>1</sup>	418	Unemployed <sup>2</sup>
993 <sup>1</sup>	901	Retired <sup>2</sup>
993 <sup>1</sup>	902	Permanently Disabled <sup>2</sup>
993 <sup>1</sup>	904	Handles own investments <u>ONLY</u> <sup>2</sup>
994 <sup>1</sup>	900	Inappropriate <sup>2</sup>
995	999	Occupation not ascertained (not reported)

NUMERIC EQUIVALENTS USED IN VARIABLES 0002 and 0022					
CENSUS LETTER	NUMERIC EQUIVALENT	CENSUS LETTER	NUMERIC EQUIVALENT	CENSUS LETTER	NUMERIC EQUIVALENT
A	016	J	916	R-SE	291
B	359	K	816	S	394
C	196	L	506	T	715
D	659	M	258	U	902
E	876	N	200	V	903
F	636	P	804	W	775
G	638	Q	411	X	985
H	868	R-SAL	290	Y	370
				Z	342

<sup>1</sup>These numbers were assigned for use on the ORF only.

<sup>2</sup>These codes are to be used at the discretion of the study, i.e. the study rules will direct you whether to code such cases in these codes or to code a prior occupation.

<sup>3</sup>An average score of 19 was assigned for NA on V0003; a missing data code of 99 was coded for NA.

<sup>4</sup>The socio-economic score for the census occupation classification 991 ("Discharged from the Armed Forces") is only to be used for those who were members of the armed forces, now discharged, but not retired, who have not yet obtained employment.



MAIL QUESTIONNAIRE









15. (Mark one in each row):

DEMOCRATS

REPUBLICANS

When you entered the contest to become a delegate were you publically identified with any candidate?

No	Yes, Muskie	Yes, Humphrey	Yes, McGovern	Yes, Wallace	Yes, Mills	Yes, Chisholm	Yes, Jackson	Yes, Kennedy	Yes, Other	Yes, Nixon	Yes, Ashbrook	Yes, McCloskey
<input type="radio"/>	<input type="radio"/>	<input type="radio"/>	<input type="radio"/>	<input type="radio"/>	<input type="radio"/>	<input type="radio"/>	<input type="radio"/>	<input type="radio"/>	<input type="radio"/>	<input type="radio"/>	<input type="radio"/>	<input type="radio"/>

When you go to the Convention will you be bound by state law or party convention to vote for a candidate?

<input type="radio"/>	<input type="radio"/>	<input type="radio"/>	<input type="radio"/>	<input type="radio"/>	<input type="radio"/>	<input type="radio"/>	<input type="radio"/>	<input type="radio"/>	<input type="radio"/>	<input type="radio"/>	<input type="radio"/>	<input type="radio"/>
-----------------------	-----------------------	-----------------------	-----------------------	-----------------------	-----------------------	-----------------------	-----------------------	-----------------------	-----------------------	-----------------------	-----------------------	-----------------------

16. (Mark one in each row):

DEMOCRATS

REPUBLICANS

Whether committed or not, whom do you most prefer as your party's nominee for President?

McGovern	Chisholm	Humphrey	Kennedy	Mills	Wallace	Jackson	Muskie	Other	Ashbrook	Nixon	McCloskey	Other
<input type="radio"/>	<input type="radio"/>	<input type="radio"/>	<input type="radio"/>	<input type="radio"/>	<input type="radio"/>	<input type="radio"/>	<input type="radio"/>	<input type="radio"/>	<input type="radio"/>	<input type="radio"/>	<input type="radio"/>	<input type="radio"/>

Whom do you consider the least acceptable as your party's nominee for President?

<input type="radio"/>	<input type="radio"/>	<input type="radio"/>	<input type="radio"/>	<input type="radio"/>	<input type="radio"/>	<input type="radio"/>	<input type="radio"/>	<input type="radio"/>	<input type="radio"/>	<input type="radio"/>	<input type="radio"/>	<input type="radio"/>
-----------------------	-----------------------	-----------------------	-----------------------	-----------------------	-----------------------	-----------------------	-----------------------	-----------------------	-----------------------	-----------------------	-----------------------	-----------------------

Who do you think will win your party's nomination for President?

<input type="radio"/>	<input type="radio"/>	<input type="radio"/>	<input type="radio"/>	<input type="radio"/>	<input type="radio"/>	<input type="radio"/>	<input type="radio"/>	<input type="radio"/>	<input type="radio"/>	<input type="radio"/>	<input type="radio"/>	<input type="radio"/>
-----------------------	-----------------------	-----------------------	-----------------------	-----------------------	-----------------------	-----------------------	-----------------------	-----------------------	-----------------------	-----------------------	-----------------------	-----------------------

Who do you think will win the election?

<input type="radio"/>	<input type="radio"/>	<input type="radio"/>	<input type="radio"/>	<input type="radio"/>	<input type="radio"/>	<input type="radio"/>	<input type="radio"/>	<input type="radio"/>	<input type="radio"/>	<input type="radio"/>	<input type="radio"/>	<input type="radio"/>
-----------------------	-----------------------	-----------------------	-----------------------	-----------------------	-----------------------	-----------------------	-----------------------	-----------------------	-----------------------	-----------------------	-----------------------	-----------------------

17. In thinking about the decisions that will be made at the Convention, which of the following factors will you favor and which will you oppose?

(Mark one in each row)

Counting service to the party heavily in nominating candidates

Strongly Favor	Favor	Oppose	Strongly Oppose	No Position
<input type="radio"/>	<input type="radio"/>	<input type="radio"/>	<input type="radio"/>	<input type="radio"/>

Working to minimize disagreement within the party

<input type="radio"/>	<input type="radio"/>	<input type="radio"/>	<input type="radio"/>	<input type="radio"/>
-----------------------	-----------------------	-----------------------	-----------------------	-----------------------

Standing firm for position even if it means resigning from party

<input type="radio"/>	<input type="radio"/>	<input type="radio"/>	<input type="radio"/>	<input type="radio"/>
-----------------------	-----------------------	-----------------------	-----------------------	-----------------------

Minimizing the role of the party organization in nominating candidates for office

<input type="radio"/>	<input type="radio"/>	<input type="radio"/>	<input type="radio"/>	<input type="radio"/>
-----------------------	-----------------------	-----------------------	-----------------------	-----------------------

Playing down some issues if it will improve the chances of winning

<input type="radio"/>	<input type="radio"/>	<input type="radio"/>	<input type="radio"/>	<input type="radio"/>
-----------------------	-----------------------	-----------------------	-----------------------	-----------------------

Encouraging widespread participation in making most party decisions

<input type="radio"/>	<input type="radio"/>	<input type="radio"/>	<input type="radio"/>	<input type="radio"/>
-----------------------	-----------------------	-----------------------	-----------------------	-----------------------

Selecting a nominee who is strongly committed on the issue

<input type="radio"/>	<input type="radio"/>	<input type="radio"/>	<input type="radio"/>	<input type="radio"/>
-----------------------	-----------------------	-----------------------	-----------------------	-----------------------

18. To what extent do you think the actions of the Convention will be fair in dealing with the wishes of each of the following groups? For each group indicate whether the Convention will probably Always be very fair, Generally quite fair, Probably quite unfair, or will Largely ignore the group.

(Mark one in each row)

Delegates favoring your candidate for nomination

Always Very Fair	Generally Quite Fair	Probably Quite Unfair	Convention Will Largely Ignore
<input type="radio"/>	<input type="radio"/>	<input type="radio"/>	<input type="radio"/>

Delegates in favor of reform

<input type="radio"/>	<input type="radio"/>	<input type="radio"/>	<input type="radio"/>
-----------------------	-----------------------	-----------------------	-----------------------

Rank and file delegates

<input type="radio"/>	<input type="radio"/>	<input type="radio"/>	<input type="radio"/>
-----------------------	-----------------------	-----------------------	-----------------------

Women

<input type="radio"/>	<input type="radio"/>	<input type="radio"/>	<input type="radio"/>
-----------------------	-----------------------	-----------------------	-----------------------

Labor union delegates

<input type="radio"/>	<input type="radio"/>	<input type="radio"/>	<input type="radio"/>
-----------------------	-----------------------	-----------------------	-----------------------

Conservative delegates

<input type="radio"/>	<input type="radio"/>	<input type="radio"/>	<input type="radio"/>
-----------------------	-----------------------	-----------------------	-----------------------

Delegates supporting the leading contender for nomination

<input type="radio"/>	<input type="radio"/>	<input type="radio"/>	<input type="radio"/>
-----------------------	-----------------------	-----------------------	-----------------------

Radical delegates

<input type="radio"/>	<input type="radio"/>	<input type="radio"/>	<input type="radio"/>
-----------------------	-----------------------	-----------------------	-----------------------

Young delegates

<input type="radio"/>	<input type="radio"/>	<input type="radio"/>	<input type="radio"/>
-----------------------	-----------------------	-----------------------	-----------------------

Middle Americans

<input type="radio"/>	<input type="radio"/>	<input type="radio"/>	<input type="radio"/>
-----------------------	-----------------------	-----------------------	-----------------------

Liberal delegates

<input type="radio"/>	<input type="radio"/>	<input type="radio"/>	<input type="radio"/>
-----------------------	-----------------------	-----------------------	-----------------------

Black delegates

<input type="radio"/>	<input type="radio"/>	<input type="radio"/>	<input type="radio"/>
-----------------------	-----------------------	-----------------------	-----------------------

Members of your state delegation

<input type="radio"/>	<input type="radio"/>	<input type="radio"/>	<input type="radio"/>
-----------------------	-----------------------	-----------------------	-----------------------

Convention leadership

<input type="radio"/>	<input type="radio"/>	<input type="radio"/>	<input type="radio"/>
-----------------------	-----------------------	-----------------------	-----------------------

Other delegates like you

<input type="radio"/>	<input type="radio"/>	<input type="radio"/>	<input type="radio"/>
-----------------------	-----------------------	-----------------------	-----------------------

Farm delegates

<input type="radio"/>	<input type="radio"/>	<input type="radio"/>	<input type="radio"/>
-----------------------	-----------------------	-----------------------	-----------------------

Business interests delegates

<input type="radio"/>	<input type="radio"/>	<input type="radio"/>	<input type="radio"/>
-----------------------	-----------------------	-----------------------	-----------------------





36a. Thinking of all the possible offices and positions in politics, from local to national and from public office to positions in the party organization, which of the following would you most like to be if you could have your personal choice? First consider public office. (Mark only one)

- |                                 |                       |  |                       |
|---------------------------------|-----------------------|--|-----------------------|
| President . . . . .             | <input type="radio"/> | State Senator . . . . .                | <input type="radio"/> |
| Vice President . . . . .        | <input type="radio"/> | State Representative . . . . .         | <input type="radio"/> |
| U. S. Senator . . . . .         | <input type="radio"/> | State Judge . . . . .                  | <input type="radio"/> |
| Congressman . . . . .           | <input type="radio"/> | State Administrative Post . . . . .    | <input type="radio"/> |
| Cabinet Member . . . . .        | <input type="radio"/> | Other State Office . . . . .           | <input type="radio"/> |
| Ambassador . . . . .            | <input type="radio"/> | Mayor . . . . .                        | <input type="radio"/> |
| Federal Judge . . . . .         | <input type="radio"/> | Council Member . . . . .               | <input type="radio"/> |
| Federal Prosecutor . . . . .    | <input type="radio"/> | Other Local Office . . . . .           | <input type="radio"/> |
| Other National Office . . . . . | <input type="radio"/> | No Interest in Public Office . . . . . | <input type="radio"/> |
| Governor . . . . .              | <input type="radio"/> |  |                       |
| Lt. Governor . . . . .          | <input type="radio"/> |  |                       |

b. If there were a real chance to hold the position you think is most desirable, how much effort would you be willing to make to get that position? (Mark one)

- Would work harder and make more sacrifices than for any other goal in life . . . . .
- Would work harder than before in politics . . . . .
- Would make some additional effort . . . . .
- Will probably hold that position if I do no more than I have done in the past . . . . .

37a. Next, consider party positions. Which of the following would you most like to be if you could have your personal choice? (Mark only one)

- |  |                       |   |                       |
|--|-----------------------|---|-----------------------|
| National Party Chairman . . . . .              | <input type="radio"/> | County Chairman/Chairwoman . . . . .        | <input type="radio"/> |
| Presidential Campaign Manager . . . . .        | <input type="radio"/> | County Board . . . . .                      | <input type="radio"/> |
| National Committeeman/Committeewoman . . . . . | <input type="radio"/> | County Campaign Director . . . . .          | <input type="radio"/> |
| Other National Role . . . . .                  | <input type="radio"/> | Other County Position . . . . .             | <input type="radio"/> |
| State Party Chairman . . . . .                 | <input type="radio"/> | City Chairman . . . . .                     | <input type="radio"/> |
| State Central Committee . . . . .              | <input type="radio"/> | Other Local Organization Position . . . . . | <input type="radio"/> |
| State Campaign Director . . . . .              | <input type="radio"/> | No Interest in Party Offices . . . . .      | <input type="radio"/> |
| Other State Position . . . . .                 | <input type="radio"/> |   |                       |
| District Chairman . . . . .                    | <input type="radio"/> |   |                       |
| District Campaign Manager . . . . .            | <input type="radio"/> |   |                       |

b. If there were a real chance to hold the position you think is most desirable, how much effort would you be willing to make to get that position? (Mark one)

- Would work harder and make more sacrifices than for any other goal in life . . . . .
- Would work harder than before in politics . . . . .
- Would make some additional effort . . . . .
- Will probably hold that position if I do no more than I have done in the past . . . . .

38a. Now, all things considered, which of all of these positions do you think you are most likely to hold at the top of your career in politics? (Mark only one, either public or party office, not both)

No interest in public or party office . . . . .

**Public Office**

- |                                     |                       |
|-------------------------------------|-----------------------|
| President . . . . .                 | <input type="radio"/> |
| Vice President . . . . .            | <input type="radio"/> |
| U. S. Senator . . . . .             | <input type="radio"/> |
| Congressman . . . . .               | <input type="radio"/> |
| Cabinet Member . . . . .            | <input type="radio"/> |
| Ambassador . . . . .                | <input type="radio"/> |
| Federal Judge . . . . .             | <input type="radio"/> |
| Federal Prosecutor . . . . .        | <input type="radio"/> |
| Other National Office . . . . .     | <input type="radio"/> |
| Governor . . . . .                  | <input type="radio"/> |
| Lt. Governor . . . . .              | <input type="radio"/> |
| State Senator . . . . .             | <input type="radio"/> |
| State Representative . . . . .      | <input type="radio"/> |
| State Judge . . . . .               | <input type="radio"/> |
| State Administrative Post . . . . . | <input type="radio"/> |
| Other State Office . . . . .        | <input type="radio"/> |
| Mayor . . . . .                     | <input type="radio"/> |
| Council Member . . . . .            | <input type="radio"/> |
| Other Local Office . . . . .        | <input type="radio"/> |

**Party Office**

- |  |                       |
|--|-----------------------|
| National Party Chairman . . . . .              | <input type="radio"/> |
| Presidential Campaign Manager . . . . .        | <input type="radio"/> |
| National Committeeman/Committeewoman . . . . . | <input type="radio"/> |
| Other National Role . . . . .                  | <input type="radio"/> |
| State Party Chairman . . . . .                 | <input type="radio"/> |
| State Central Committee . . . . .              | <input type="radio"/> |
| State Campaign Director . . . . .              | <input type="radio"/> |
| Other State Position . . . . .                 | <input type="radio"/> |
| District Chairman . . . . .                    | <input type="radio"/> |
| District Campaign Manager . . . . .            | <input type="radio"/> |
| County Chairman/Chairwoman . . . . .           | <input type="radio"/> |
| County Board . . . . .                         | <input type="radio"/> |
| County Campaign Director . . . . .             | <input type="radio"/> |
| Other County Position . . . . .                | <input type="radio"/> |
| City Chairman . . . . .                        | <input type="radio"/> |
| Other Local Organization Position . . . . .    | <input type="radio"/> |

b. How much effort will you have to make to reach this position?

- Will work harder and make more sacrifices than for any other goal in life . . . . .
- Will work harder than before in politics . . . . .
- Will make some additional effort . . . . .
- Will probably hold that position if I do no more than I have done in the past . . . . .

39. There is a great deal of talk these days about rising prices and the cost of living in general. Some feel that the problem of inflation is temporary and that no Government action is necessary. Others say the Government must do everything possible to combat the problem of inflation immediately or it will get worse. Where would you place yourself on the following scale, ranging from agreement with total government action against inflation to agreement with no government action against inflation? Now where would you place each of the following declared candidates and other possible candidates for President?

(Mark one in each row)	TOTAL Government Action Against Inflation				NO Government Action Against Inflation		
	1	2	3	4	5	6	7
Yourself . . . . .	<input type="radio"/>	<input type="radio"/>	<input type="radio"/>	<input type="radio"/>	<input type="radio"/>	<input type="radio"/>	<input type="radio"/>
Shirley Chisholm . . . . .	<input type="radio"/>	<input type="radio"/>	<input type="radio"/>	<input type="radio"/>	<input type="radio"/>	<input type="radio"/>	<input type="radio"/>
Edmund Muskie . . . . .	<input type="radio"/>	<input type="radio"/>	<input type="radio"/>	<input type="radio"/>	<input type="radio"/>	<input type="radio"/>	<input type="radio"/>
Richard Nixon . . . . .	<input type="radio"/>	<input type="radio"/>	<input type="radio"/>	<input type="radio"/>	<input type="radio"/>	<input type="radio"/>	<input type="radio"/>
George McGovern . . . . .	<input type="radio"/>	<input type="radio"/>	<input type="radio"/>	<input type="radio"/>	<input type="radio"/>	<input type="radio"/>	<input type="radio"/>
Nelson Rockefeller . . . . .	<input type="radio"/>	<input type="radio"/>	<input type="radio"/>	<input type="radio"/>	<input type="radio"/>	<input type="radio"/>	<input type="radio"/>
Hubert Humphrey . . . . .	<input type="radio"/>	<input type="radio"/>	<input type="radio"/>	<input type="radio"/>	<input type="radio"/>	<input type="radio"/>	<input type="radio"/>
Spiro Agnew . . . . .	<input type="radio"/>	<input type="radio"/>	<input type="radio"/>	<input type="radio"/>	<input type="radio"/>	<input type="radio"/>	<input type="radio"/>
George Wallace . . . . .	<input type="radio"/>	<input type="radio"/>	<input type="radio"/>	<input type="radio"/>	<input type="radio"/>	<input type="radio"/>	<input type="radio"/>
Ronald Reagan . . . . .	<input type="radio"/>	<input type="radio"/>	<input type="radio"/>	<input type="radio"/>	<input type="radio"/>	<input type="radio"/>	<input type="radio"/>
Edward Kennedy . . . . .	<input type="radio"/>	<input type="radio"/>	<input type="radio"/>	<input type="radio"/>	<input type="radio"/>	<input type="radio"/>	<input type="radio"/>
John Connally . . . . .	<input type="radio"/>	<input type="radio"/>	<input type="radio"/>	<input type="radio"/>	<input type="radio"/>	<input type="radio"/>	<input type="radio"/>

40. There is much discussion about the best way to deal with racial problems. Some people think achieving racial integration of schools is so important that it justifies busing children to schools out of their own neighborhoods. Others think letting children go to their neighborhood schools is so important that they oppose busing. Where would you place yourself on the following scale ranging from agreement with busing to achieve integration to agreement with keeping children in neighborhood schools? Now where would you place each of the following declared candidates and other possible candidates for President?

(Mark one in each row)	Busing to Achieve Integration				Keeping Children in Neighborhood Schools		
	1	2	3	4	5	6	7
Yourself . . . . .	<input type="radio"/>	<input type="radio"/>	<input type="radio"/>	<input type="radio"/>	<input type="radio"/>	<input type="radio"/>	<input type="radio"/>
Spiro Agnew . . . . .	<input type="radio"/>	<input type="radio"/>	<input type="radio"/>	<input type="radio"/>	<input type="radio"/>	<input type="radio"/>	<input type="radio"/>
Shirley Chisholm . . . . .	<input type="radio"/>	<input type="radio"/>	<input type="radio"/>	<input type="radio"/>	<input type="radio"/>	<input type="radio"/>	<input type="radio"/>
John Connally . . . . .	<input type="radio"/>	<input type="radio"/>	<input type="radio"/>	<input type="radio"/>	<input type="radio"/>	<input type="radio"/>	<input type="radio"/>
Hubert Humphrey . . . . .	<input type="radio"/>	<input type="radio"/>	<input type="radio"/>	<input type="radio"/>	<input type="radio"/>	<input type="radio"/>	<input type="radio"/>
Edward Kennedy . . . . .	<input type="radio"/>	<input type="radio"/>	<input type="radio"/>	<input type="radio"/>	<input type="radio"/>	<input type="radio"/>	<input type="radio"/>
George McGovern . . . . .	<input type="radio"/>	<input type="radio"/>	<input type="radio"/>	<input type="radio"/>	<input type="radio"/>	<input type="radio"/>	<input type="radio"/>
Edmund Muskie . . . . .	<input type="radio"/>	<input type="radio"/>	<input type="radio"/>	<input type="radio"/>	<input type="radio"/>	<input type="radio"/>	<input type="radio"/>
Richard Nixon . . . . .	<input type="radio"/>	<input type="radio"/>	<input type="radio"/>	<input type="radio"/>	<input type="radio"/>	<input type="radio"/>	<input type="radio"/>
Ronald Reagan . . . . .	<input type="radio"/>	<input type="radio"/>	<input type="radio"/>	<input type="radio"/>	<input type="radio"/>	<input type="radio"/>	<input type="radio"/>
Nelson Rockefeller . . . . .	<input type="radio"/>	<input type="radio"/>	<input type="radio"/>	<input type="radio"/>	<input type="radio"/>	<input type="radio"/>	<input type="radio"/>
George Wallace . . . . .	<input type="radio"/>	<input type="radio"/>	<input type="radio"/>	<input type="radio"/>	<input type="radio"/>	<input type="radio"/>	<input type="radio"/>

41. Even though most of the American troops have been withdrawn from South Vietnam, there is still a lot of discussion about the United States' action in Indo-China. Some people think we should end all American military assistance and economic aid to South East Asia. Others say we should give military assistance and economic aid to the governments of South Vietnam, Cambodia, Laos. Where would you place yourself on the following scale, ranging from agreement with no U.S. military assistance or economic aid to agreement with U.S. military assistance and economic aid? Now where would you place each of the following declared candidates and other possible candidates for President?

(Mark one in each row)	No U.S. Military Assistance or Economic Aid				U.S. Military Assistance and Economic Aid		
	1	2	3	4	5	6	7
Yourself . . . . .	<input type="radio"/>	<input type="radio"/>	<input type="radio"/>	<input type="radio"/>	<input type="radio"/>	<input type="radio"/>	<input type="radio"/>
George Wallace . . . . .	<input type="radio"/>	<input type="radio"/>	<input type="radio"/>	<input type="radio"/>	<input type="radio"/>	<input type="radio"/>	<input type="radio"/>
Nelson Rockefeller . . . . .	<input type="radio"/>	<input type="radio"/>	<input type="radio"/>	<input type="radio"/>	<input type="radio"/>	<input type="radio"/>	<input type="radio"/>
Ronald Reagan . . . . .	<input type="radio"/>	<input type="radio"/>	<input type="radio"/>	<input type="radio"/>	<input type="radio"/>	<input type="radio"/>	<input type="radio"/>
Richard Nixon . . . . .	<input type="radio"/>	<input type="radio"/>	<input type="radio"/>	<input type="radio"/>	<input type="radio"/>	<input type="radio"/>	<input type="radio"/>
Edmund Muskie . . . . .	<input type="radio"/>	<input type="radio"/>	<input type="radio"/>	<input type="radio"/>	<input type="radio"/>	<input type="radio"/>	<input type="radio"/>
George McGovern . . . . .	<input type="radio"/>	<input type="radio"/>	<input type="radio"/>	<input type="radio"/>	<input type="radio"/>	<input type="radio"/>	<input type="radio"/>
Edward Kennedy . . . . .	<input type="radio"/>	<input type="radio"/>	<input type="radio"/>	<input type="radio"/>	<input type="radio"/>	<input type="radio"/>	<input type="radio"/>
Hubert Humphrey . . . . .	<input type="radio"/>	<input type="radio"/>	<input type="radio"/>	<input type="radio"/>	<input type="radio"/>	<input type="radio"/>	<input type="radio"/>
John Connally . . . . .	<input type="radio"/>	<input type="radio"/>	<input type="radio"/>	<input type="radio"/>	<input type="radio"/>	<input type="radio"/>	<input type="radio"/>
Shirley Chisholm . . . . .	<input type="radio"/>	<input type="radio"/>	<input type="radio"/>	<input type="radio"/>	<input type="radio"/>	<input type="radio"/>	<input type="radio"/>
Spiro Agnew . . . . .	<input type="radio"/>	<input type="radio"/>	<input type="radio"/>	<input type="radio"/>	<input type="radio"/>	<input type="radio"/>	<input type="radio"/>

42. Some people are primarily concerned with doing everything possible to protect the legal rights of those committing crimes. Others feel that it is more important to stop criminal activity even at the risk of reducing the rights of the accused. Where would you place yourself on the following scale, ranging from agreement with protecting the rights of the accused to agreement with stopping crime regardless of rights of accused. Now where would you place each of the following declared candidates and other possible candidates for President?

(Mark one in each row)	Protect Rights of Accused				Stop Crime Regardless of Rights of Accused		
	1	2	3	4	5	6	7
Yourself . . . . .	<input type="radio"/>	<input type="radio"/>	<input type="radio"/>	<input type="radio"/>	<input type="radio"/>	<input type="radio"/>	<input type="radio"/>
George McGovern . . . . .	<input type="radio"/>	<input type="radio"/>	<input type="radio"/>	<input type="radio"/>	<input type="radio"/>	<input type="radio"/>	<input type="radio"/>
Edmund Muskie . . . . .	<input type="radio"/>	<input type="radio"/>	<input type="radio"/>	<input type="radio"/>	<input type="radio"/>	<input type="radio"/>	<input type="radio"/>
Edward Kennedy . . . . .	<input type="radio"/>	<input type="radio"/>	<input type="radio"/>	<input type="radio"/>	<input type="radio"/>	<input type="radio"/>	<input type="radio"/>
Richard Nixon . . . . .	<input type="radio"/>	<input type="radio"/>	<input type="radio"/>	<input type="radio"/>	<input type="radio"/>	<input type="radio"/>	<input type="radio"/>
Hubert Humphrey . . . . .	<input type="radio"/>	<input type="radio"/>	<input type="radio"/>	<input type="radio"/>	<input type="radio"/>	<input type="radio"/>	<input type="radio"/>
Ronald Reagan . . . . .	<input type="radio"/>	<input type="radio"/>	<input type="radio"/>	<input type="radio"/>	<input type="radio"/>	<input type="radio"/>	<input type="radio"/>
John Connally . . . . .	<input type="radio"/>	<input type="radio"/>	<input type="radio"/>	<input type="radio"/>	<input type="radio"/>	<input type="radio"/>	<input type="radio"/>
Nelson Rockefeller . . . . .	<input type="radio"/>	<input type="radio"/>	<input type="radio"/>	<input type="radio"/>	<input type="radio"/>	<input type="radio"/>	<input type="radio"/>
Shirley Chisholm . . . . .	<input type="radio"/>	<input type="radio"/>	<input type="radio"/>	<input type="radio"/>	<input type="radio"/>	<input type="radio"/>	<input type="radio"/>
George Wallace . . . . .	<input type="radio"/>	<input type="radio"/>	<input type="radio"/>	<input type="radio"/>	<input type="radio"/>	<input type="radio"/>	<input type="radio"/>
Spiro Agnew . . . . .	<input type="radio"/>	<input type="radio"/>	<input type="radio"/>	<input type="radio"/>	<input type="radio"/>	<input type="radio"/>	<input type="radio"/>

43. As you know, there will be many groups at the Convention that will be trying to get the party to see things their way. For each of the following groups indicate your feeling toward them on what we call a "feeling thermometer."

Here's how it works: If you don't feel either particularly warm or cold toward a group, then you should place them in the middle of the thermometer, at the 50° mark.

If you have a warm feeling toward a group, or feel favorably toward them, you would give them a score somewhere between 50° and 100°, depending on how warm your feeling is toward that group.

On the other hand, if you don't feel very favorably toward a group--that is, if you don't care much for them--then you would place them somewhere between 0° and 50°. Remember 50° means you feel neutral toward the group.

	Unfavorable		Neutral						Favorable		
	0°	10°	20°	30°	40°	50°	60°	70°	80°	90°	100°
(Mark one in each row)											
National Women's Caucus . . . . .	<input type="radio"/>	<input type="radio"/>	<input type="radio"/>	<input type="radio"/>	<input type="radio"/>	<input type="radio"/>	<input type="radio"/>	<input type="radio"/>	<input type="radio"/>	<input type="radio"/>	<input type="radio"/>
Conservatives . . . . .	<input type="radio"/>	<input type="radio"/>	<input type="radio"/>	<input type="radio"/>	<input type="radio"/>	<input type="radio"/>	<input type="radio"/>	<input type="radio"/>	<input type="radio"/>	<input type="radio"/>	<input type="radio"/>
Convention Leaders . . . . .	<input type="radio"/>	<input type="radio"/>	<input type="radio"/>	<input type="radio"/>	<input type="radio"/>	<input type="radio"/>	<input type="radio"/>	<input type="radio"/>	<input type="radio"/>	<input type="radio"/>	<input type="radio"/>
Leaders in Party Reform Activity . . . . .	<input type="radio"/>	<input type="radio"/>	<input type="radio"/>	<input type="radio"/>	<input type="radio"/>	<input type="radio"/>	<input type="radio"/>	<input type="radio"/>	<input type="radio"/>	<input type="radio"/>	<input type="radio"/>
Middle Americans . . . . .	<input type="radio"/>	<input type="radio"/>	<input type="radio"/>	<input type="radio"/>	<input type="radio"/>	<input type="radio"/>	<input type="radio"/>	<input type="radio"/>	<input type="radio"/>	<input type="radio"/>	<input type="radio"/>
Women's Liberation Movement . . . . .	<input type="radio"/>	<input type="radio"/>	<input type="radio"/>	<input type="radio"/>	<input type="radio"/>	<input type="radio"/>	<input type="radio"/>	<input type="radio"/>	<input type="radio"/>	<input type="radio"/>	<input type="radio"/>
Negroes/Blacks . . . . .	<input type="radio"/>	<input type="radio"/>	<input type="radio"/>	<input type="radio"/>	<input type="radio"/>	<input type="radio"/>	<input type="radio"/>	<input type="radio"/>	<input type="radio"/>	<input type="radio"/>	<input type="radio"/>
Liberals . . . . .	<input type="radio"/>	<input type="radio"/>	<input type="radio"/>	<input type="radio"/>	<input type="radio"/>	<input type="radio"/>	<input type="radio"/>	<input type="radio"/>	<input type="radio"/>	<input type="radio"/>	<input type="radio"/>
Union Leaders . . . . .	<input type="radio"/>	<input type="radio"/>	<input type="radio"/>	<input type="radio"/>	<input type="radio"/>	<input type="radio"/>	<input type="radio"/>	<input type="radio"/>	<input type="radio"/>	<input type="radio"/>	<input type="radio"/>
Business Interests . . . . .	<input type="radio"/>	<input type="radio"/>	<input type="radio"/>	<input type="radio"/>	<input type="radio"/>	<input type="radio"/>	<input type="radio"/>	<input type="radio"/>	<input type="radio"/>	<input type="radio"/>	<input type="radio"/>

44. Now, using the thermometer again, where would you place Democrats taken together as a group? Where would you place Republicans?

	Unfavorable		Neutral						Favorable		
	0°	10°	20°	30°	40°	50°	60°	70°	80°	90°	100°
(Mark one in each row)											
Democrats . . . . .	<input type="radio"/>	<input type="radio"/>	<input type="radio"/>	<input type="radio"/>	<input type="radio"/>	<input type="radio"/>	<input type="radio"/>	<input type="radio"/>	<input type="radio"/>	<input type="radio"/>	<input type="radio"/>
Republicans . . . . .	<input type="radio"/>	<input type="radio"/>	<input type="radio"/>	<input type="radio"/>	<input type="radio"/>	<input type="radio"/>	<input type="radio"/>	<input type="radio"/>	<input type="radio"/>	<input type="radio"/>	<input type="radio"/>

45. We would like to get your feelings toward some of the declared candidates as well as other possible candidates for President. Please use the thermometer again--this time indicate your feelings toward these persons.

	Unfavorable		Neutral						Favorable		
	0°	10°	20°	30°	40°	50°	60°	70°	80°	90°	100°
(Mark one in each row)											
Richard Nixon . . . . .	<input type="radio"/>	<input type="radio"/>	<input type="radio"/>	<input type="radio"/>	<input type="radio"/>	<input type="radio"/>	<input type="radio"/>	<input type="radio"/>	<input type="radio"/>	<input type="radio"/>	<input type="radio"/>
George McGovern . . . . .	<input type="radio"/>	<input type="radio"/>	<input type="radio"/>	<input type="radio"/>	<input type="radio"/>	<input type="radio"/>	<input type="radio"/>	<input type="radio"/>	<input type="radio"/>	<input type="radio"/>	<input type="radio"/>
Hubert Humphrey . . . . .	<input type="radio"/>	<input type="radio"/>	<input type="radio"/>	<input type="radio"/>	<input type="radio"/>	<input type="radio"/>	<input type="radio"/>	<input type="radio"/>	<input type="radio"/>	<input type="radio"/>	<input type="radio"/>
Shirley Chisholm . . . . .	<input type="radio"/>	<input type="radio"/>	<input type="radio"/>	<input type="radio"/>	<input type="radio"/>	<input type="radio"/>	<input type="radio"/>	<input type="radio"/>	<input type="radio"/>	<input type="radio"/>	<input type="radio"/>
Nelson Rockefeller . . . . .	<input type="radio"/>	<input type="radio"/>	<input type="radio"/>	<input type="radio"/>	<input type="radio"/>	<input type="radio"/>	<input type="radio"/>	<input type="radio"/>	<input type="radio"/>	<input type="radio"/>	<input type="radio"/>
George Wallace . . . . .	<input type="radio"/>	<input type="radio"/>	<input type="radio"/>	<input type="radio"/>	<input type="radio"/>	<input type="radio"/>	<input type="radio"/>	<input type="radio"/>	<input type="radio"/>	<input type="radio"/>	<input type="radio"/>
John Connally . . . . .	<input type="radio"/>	<input type="radio"/>	<input type="radio"/>	<input type="radio"/>	<input type="radio"/>	<input type="radio"/>	<input type="radio"/>	<input type="radio"/>	<input type="radio"/>	<input type="radio"/>	<input type="radio"/>
Spiro Agnew . . . . .	<input type="radio"/>	<input type="radio"/>	<input type="radio"/>	<input type="radio"/>	<input type="radio"/>	<input type="radio"/>	<input type="radio"/>	<input type="radio"/>	<input type="radio"/>	<input type="radio"/>	<input type="radio"/>
Edmund Muskie . . . . .	<input type="radio"/>	<input type="radio"/>	<input type="radio"/>	<input type="radio"/>	<input type="radio"/>	<input type="radio"/>	<input type="radio"/>	<input type="radio"/>	<input type="radio"/>	<input type="radio"/>	<input type="radio"/>
Ronald Reagan . . . . .	<input type="radio"/>	<input type="radio"/>	<input type="radio"/>	<input type="radio"/>	<input type="radio"/>	<input type="radio"/>	<input type="radio"/>	<input type="radio"/>	<input type="radio"/>	<input type="radio"/>	<input type="radio"/>
Edward Kennedy . . . . .	<input type="radio"/>	<input type="radio"/>	<input type="radio"/>	<input type="radio"/>	<input type="radio"/>	<input type="radio"/>	<input type="radio"/>	<input type="radio"/>	<input type="radio"/>	<input type="radio"/>	<input type="radio"/>

46. Using the thermometer again, where would you place your feelings about the following past and present political leaders?

	Unfavorable		Neutral						Favorable		
	0°	10°	20°	30°	40°	50°	60°	70°	80°	90°	100°
(Mark one in each row)											
Franklin D. Roosevelt . . . . .	<input type="radio"/>	<input type="radio"/>	<input type="radio"/>	<input type="radio"/>	<input type="radio"/>	<input type="radio"/>	<input type="radio"/>	<input type="radio"/>	<input type="radio"/>	<input type="radio"/>	<input type="radio"/>
Harry Truman . . . . .	<input type="radio"/>	<input type="radio"/>	<input type="radio"/>	<input type="radio"/>	<input type="radio"/>	<input type="radio"/>	<input type="radio"/>	<input type="radio"/>	<input type="radio"/>	<input type="radio"/>	<input type="radio"/>
Robert Taft . . . . .	<input type="radio"/>	<input type="radio"/>	<input type="radio"/>	<input type="radio"/>	<input type="radio"/>	<input type="radio"/>	<input type="radio"/>	<input type="radio"/>	<input type="radio"/>	<input type="radio"/>	<input type="radio"/>
Dwight Eisenhower . . . . .	<input type="radio"/>	<input type="radio"/>	<input type="radio"/>	<input type="radio"/>	<input type="radio"/>	<input type="radio"/>	<input type="radio"/>	<input type="radio"/>	<input type="radio"/>	<input type="radio"/>	<input type="radio"/>
Adlai Stevenson . . . . .	<input type="radio"/>	<input type="radio"/>	<input type="radio"/>	<input type="radio"/>	<input type="radio"/>	<input type="radio"/>	<input type="radio"/>	<input type="radio"/>	<input type="radio"/>	<input type="radio"/>	<input type="radio"/>
John Foster Dulles . . . . .	<input type="radio"/>	<input type="radio"/>	<input type="radio"/>	<input type="radio"/>	<input type="radio"/>	<input type="radio"/>	<input type="radio"/>	<input type="radio"/>	<input type="radio"/>	<input type="radio"/>	<input type="radio"/>
John F. Kennedy . . . . .	<input type="radio"/>	<input type="radio"/>	<input type="radio"/>	<input type="radio"/>	<input type="radio"/>	<input type="radio"/>	<input type="radio"/>	<input type="radio"/>	<input type="radio"/>	<input type="radio"/>	<input type="radio"/>
Everett Dirksen . . . . .	<input type="radio"/>	<input type="radio"/>	<input type="radio"/>	<input type="radio"/>	<input type="radio"/>	<input type="radio"/>	<input type="radio"/>	<input type="radio"/>	<input type="radio"/>	<input type="radio"/>	<input type="radio"/>
Lyndon Johnson . . . . .	<input type="radio"/>	<input type="radio"/>	<input type="radio"/>	<input type="radio"/>	<input type="radio"/>	<input type="radio"/>	<input type="radio"/>	<input type="radio"/>	<input type="radio"/>	<input type="radio"/>	<input type="radio"/>
Barry Goldwater . . . . .	<input type="radio"/>	<input type="radio"/>	<input type="radio"/>	<input type="radio"/>	<input type="radio"/>	<input type="radio"/>	<input type="radio"/>	<input type="radio"/>	<input type="radio"/>	<input type="radio"/>	<input type="radio"/>

47. People have different ideas about the government in Washington. These ideas don't refer to Democrats or Republicans in particular, but just to the government in general. We want to see how you feel about these ideas -- for example:

a. Do you think that people in the government waste a lot of the money we pay in taxes, waste some of it, or don't waste very much of it? (Mark one)

Not much . . .     Some . . .     A lot . . .

b. How much of the time do you think you can trust the government in Washington to do what is right -- just about always, most of the time, or only some of the time? (Mark one)

Always . . . . .   
 Most of the time . . . . .   
 Some of the time . . . . .

c. Would you say the government is pretty much run by a few big interests looking out for themselves or that it is run for the benefit of all the people? (Mark one)

For benefit of all . . .     Few big interests . . . .

d. Do you feel that almost all of the people running the government are smart people who usually know what they are doing, or do you think that quite a few of them don't seem to know what they are doing? (Mark one)

Know what they're doing . . . . .   
 Don't know what they're doing . . . . .

e. Do you think that quite a few of the people running the government are a little crooked, not very many are, or do you think hardly any of them are crooked at all? (Mark one)

Hardly any .     Not many .     Quite a lot . . .



59. What is your religious preference? (Mark one)

- None
- Presbyterian
- Lutheran
- Congregational
- Episcopalian
- Methodist
- Baptist
- United Church of Christ
- Church of God
- Pentecostal or Assembly of God
- Church of Christ
- Latter Day Saints, Mormon
- Other Protestant
- Catholic
- Eastern Orthodox
- Jewish
- Non-Christian, other than Jewish
- Agnostic, Atheist
- Other religions

60. (If some religious preference) how often would you say you attend religious services?

- Almost every week
- Once or twice a month
- A few times a year
- Almost never

61. Where were you born? (Mark one)

- New England (Conn., Mass., N.H., R.I., Vt., Me.)
- Middle Atlantic (N.Y., N.J., Del., Penn.)
- North Central (Ill., Ind., Mich., Ohio, Ia., Kan., Mo., Wisc., Minn., Neb., N.D., S.D.)
- South (Ala., Ark., Fla., Ga., La., N.C., S.C., Va., Miss.)
- Border States (Ky., Md., Tenn., W.Va., D.C.)
- Southwest (Tex., Okla., N.M., Ariz.)
- Mountain States (Colo., Id., Nev., Mont., Ut., Wyo.)
- Pacific Coast States (Cal., Oreg., Wash.)
- External States and Territories
- Foreign Country

62. Where did you grow up? (Mark one)

- Rural Area
- Town (500 - 24,999)
- Small city (25,000 - 300,000)
- Large city
- Suburb

63. How many years have you lived in your present community? (Write the number of years in the box)

→   0  1  2  3  4  5  6  7  8  9

64. What was the approximate annual income of your present family last year --before taxes? (Mark one)

- Under \$ 4,999
- \$ 5,000 - \$ 9,999
- \$10,000 - \$14,999
- \$15,000 - \$19,999
- \$20,000 - \$24,999
- \$25,000 - \$29,999
- \$30,000 - \$49,999
- \$50,000 and over

65. Are you a member of any of the following organizations? If a member, indicate whether active or not active.

(Mark all that apply)

	Active Member	Not Active Member
Church, synagogue or other religious groups	<input type="radio"/>	<input type="radio"/>
Service clubs (Rotary, Lions, Veterans)	<input type="radio"/>	<input type="radio"/>
Non partisan civic groups (Environmental Groups, Better Government Organizations)	<input type="radio"/>	<input type="radio"/>
School and school-related groups (PTA, Safety Committees, Fund-raising projects, etc.)	<input type="radio"/>	<input type="radio"/>
Professional or occupationally-related groups	<input type="radio"/>	<input type="radio"/>
Labor Unions	<input type="radio"/>	<input type="radio"/>
Partisan political groups	<input type="radio"/>	<input type="radio"/>
Feminist groups, new women's groups (NOW, WEAL, Women's Liberation groups)	<input type="radio"/>	<input type="radio"/>
The League of Women Voters	<input type="radio"/>	<input type="radio"/>
Social Clubs	<input type="radio"/>	<input type="radio"/>

66. How would you compare your political activity with your involvement in other groups? Would you say your political party work is: (Mark one)

- More important
- About as important
- Less important

67. How would you describe your political views? (Mark one)

- Radical
- Very liberal
- Somewhat liberal
- Moderate
- Somewhat conservative
- Very conservative
- Reactionary

68. Who would you say are the three most influential persons on your state delegation?

---



---



---



---

THANK YOU FOR YOUR COOPERATION

Please return your completed questionnaire in the envelope provided to:

Convention Delegate Study  
 c/o Intran Processing Center  
 4555 W. 77th Street  
 Minneapolis, Minnesota 55435



PERSONAL INTERVIEW



<h1 style="margin: 0;">ISR</h1>	<p style="margin: 0; font-size: small;">                 CENTER FOR POLITICAL STUDIES                  INSTITUTE FOR SOCIAL RESEARCH                  THE UNIVERSITY OF MICHIGAN                  ANN ARBOR, MICHIGAN 48106             </p>
<p style="margin: 0; font-size: x-small;">(Do not write in above space)</p>	

1. Interviewer's Label

2. PSU \_\_\_\_\_

3. Your Interview No. \_\_\_\_\_

4. Date \_\_\_\_\_

5. Length of Interview \_\_\_\_\_  
(Minutes)

A1. Before we start the interview, I need a listing of all persons living here (HU), not their names, just their relationship to you.

LIST ALL PERSONS IN HU (INCLUDING CHILDREN) BY RELATIONSHIP TO RESPONDENT

(a) List all persons in HU by relation to Respondent	(b) Sex	(c) Age
1. RESPONDENT (DELEGATE)		
2.		
3.		
4.		
5.		
6.		
7.		
8.		
9.		
10.		
11.		
12.		

1. I'm mainly interested in talking to you about your experience as a delegate to your party's National Convention. I'd like to begin by asking you about the process by which you were selected as a delegate. Had you ever attended a National Convention as a delegate or as an alternate before 1972?

1. YES



5. NO



(GO TO Q. 2)

1a. Which years did you attend?

19\_\_ (YEAR)

19\_\_ (YEAR)

19\_\_ (YEAR)

2. What were the main reasons why you decided to seek a delegate position this year?

---

---

---

---

---

2a. Anything else? \_\_\_\_\_

---

---

---

---

3. After deciding to run what course of action did you follow in order to ensure your selection as a delegate?

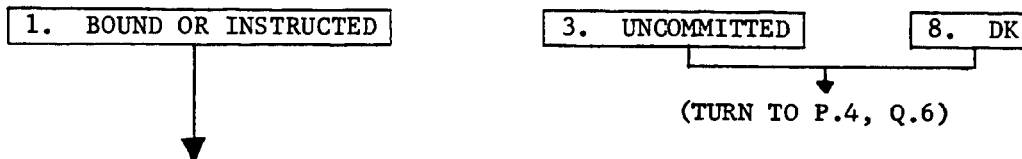
\_\_\_\_\_
\_\_\_\_\_
\_\_\_\_\_
\_\_\_\_\_
\_\_\_\_\_

4. (CARD 1-YELLOW) How were you finally chosen as a delegate to this year's National Convention. Were you chosen in a party primary, at a state convention; by a state or local committee, or by some combination of these systems or what?

- 1 IN A PARTY PRIMARY
2 AT A STATE CONVENTION
3 BY A STATE OR LOCAL COMMITTEE
4 BY COMBINATION OF SYSTEMS (SPECIFY)

\_\_\_\_\_
\_\_\_\_\_

5. When you went to the Convention were you bound by state law or instructed by party convention to vote for a particular presidential candidate or were you chosen as an uncommitted delegate?



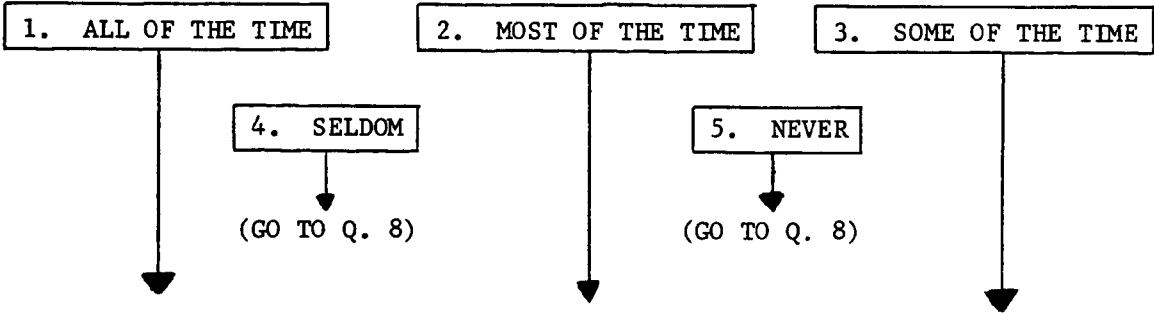
5a. To which candidate were you bound?

\_\_\_\_\_

6. Which of your party's candidates for President did you personally prefer?

---

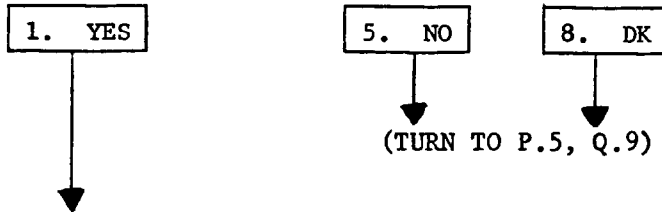
7. How often did you meet with the entire state delegation: all of the time, most of the time, some of the time, seldom or never?



7a. Compared to others in your state delegation were you more active, as active or less active in state delegation caucuses?

1. MORE ACTIVE      3. AS ACTIVE      5. LESS ACTIVE      8. DK

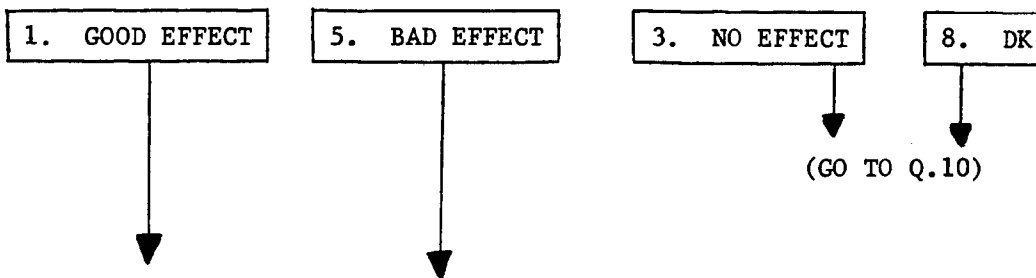
8. Was there a serious contest for the office of state delegation chairman?



8a. Compared to others in your state delegation were you more active, as active or less active in this contest?

1. MORE ACTIVE      3. AS ACTIVE      5. LESS ACTIVE      8. DK

9. Do you feel the reform movement in your party had a good effect, bad effect or no effect on your party?



9a. Why do you think it has had a (good/bad) effect?

---

---

---

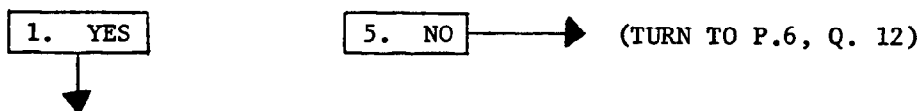
10. Once the Convention was underway, what were the main things that you did in addition to voting?

---

---

---

11. Did you have any specific responsibilities or tasks assigned to you?



11a. What were they? \_\_\_\_\_

---

---

12. Did the women in your delegation participate in the decisions of the delegation as fully as the men did?

1. YES

5. NO

8. DK

13. In general, how influential were the women compared to the men in your state delegation? Were they more influential, as influential or less influential?

1. MORE INFLUENTIAL

3. AS INFLUENTIAL

5. LESS INFLUENTIAL

8. DK

14. Were there groups in your state delegation who met separately?

1. YES

5. NO

8. DK

(TURN TO P.7, Q.15)

14a. What groups were these?

(1) \_\_\_\_\_

(2) \_\_\_\_\_

(3) \_\_\_\_\_

(4) \_\_\_\_\_

14b. Did you meet with any of these groups?

1. YES

5. NO → (TURN TO P.7, Q.15)

14c. With which groups did you meet? \_\_\_\_\_

\_\_\_\_\_

\_\_\_\_\_

15. (CARD 2-GREEN) Thinking back to the Convention and the problem of getting information about what was going on, did you have as much information as you wanted about what went on within your state delegation?
- 1 I WAS AS WELL INFORMED AS I WANTED TO BE.
  - 3 I HAD SOME INFORMATION, BUT NOT AS MUCH AS I WANTED.
  - 5 I WAS NOT AT ALL WELL INFORMED.
  - 6 I WAS NOT INTERESTED.
16. (CARD 2-GREEN) How about information about what your candidate and his staff were doing?
- 1 I WAS AS WELL INFORMED AS I WANTED TO BE.
  - 3 I HAD SOME INFORMATION, BUT NOT AS MUCH AS I WANTED.
  - 5 I WAS NOT AT ALL WELL INFORMED.
  - 6 I WAS NOT INTERESTED.
17. (CARD 2-GREEN) How about information about what went on in other state delegations?
- 1 I WAS AS WELL INFORMED AS I WANTED TO BE.
  - 3 I HAD SOME INFORMATION, BUT NOT AS MUCH AS I WANTED.
  - 5 I WAS NOT AT ALL WELL INFORMED.
  - 6 I WAS NOT INTERESTED.
18. (CARD 2-GREEN) How about information about what went on in the Platform Committee?
- 1 I WAS AS WELL INFORMED AS I WANTED TO BE.
  - 3 I HAD SOME INFORMATION, BUT NOT AS MUCH AS I WANTED.
  - 5 I WAS NOT AT ALL WELL INFORMED.
  - 6 I WAS NOT INTERESTED.
19. (CARD 2-GREEN) How about information about what went on in the Credentials Committee?
- 1 I WAS AS WELL INFORMED AS I WANTED TO BE.
  - 3 I HAD SOME INFORMATION, BUT NOT AS MUCH AS I WANTED.
  - 5 I WAS NOT AT ALL WELL INFORMED.
  - 6 I WAS NOT INTERESTED.

20. (CARD 2-GREEN) How about information about activities of other groups in which you were particularly interested, such as Women's Caucus, labor, Blacks, youth, etc?

(INDICATE TO WHICH GROUP(S) R IS REFERRING \_\_\_\_\_)

- 1 I WAS AS WELL INFORMED AS I WANTED TO BE.  
 3 I HAD SOME INFORMATION, BUT NOT AS MUCH AS I WANTED.  
 5 I WAS NOT AT ALL WELL INFORMED.  
 6 I WAS NOT INTERESTED.

21. Once you got to the Convention, how much did you participate in the activities of your delegation? Aside from voting, did you participate a great deal, somewhat or not very much?

1. A GREAT DEAL

3. SOMEWHAT

5. NOT VERY MUCH

22. How much did you participate in meetings on behalf of the candidates?

1. A GREAT DEAL

3. SOMEWHAT

5. NOT VERY MUCH

23. How much did you participate in decisions on platform issues?

1. A GREAT DEAL

3. SOMEWHAT

5. NOT VERY MUCH

24. How much did you participate in decisions on credentials issues?

1. A GREAT DEAL

3. SOMEWHAT

5. NOT VERY MUCH

25. How much did you participate in decisions on rules issues?

1. A GREAT DEAL

3. SOMEWHAT

5. NOT VERY MUCH

26. How much did you participate in activities of other groups or were you not interested?

1. A GREAT DEAL

3. SOMEWHAT

5. NOT VERY MUCH

6. NOT INTERESTED IN OTHER GROUPS

27. (CARD 3-ORANGE) During the Convention, how much influence did you feel you had on the following decisions? First, in decisions made by your state's delegation, would you say you had a great deal of influence, some influence, little influence or no influence at all?

1. GREAT DEAL OF INFLUENCE

2. SOME INFLUENCE

4. LITTLE INFLUENCE

5. NO INFLUENCE AT ALL

28. (CARD 3-ORANGE) How about decisions in meetings on behalf of the candidates for nomination?

1. GREAT DEAL OF INFLUENCE

2. SOME INFLUENCE

4. LITTLE INFLUENCE

5. NO INFLUENCE AT ALL

29. (CARD 3-ORANGE) How about decisions in meetings concerning platform issues?

1. GREAT DEAL OF INFLUENCE

2. SOME INFLUENCE

4. LITTLE INFLUENCE

5. NO INFLUENCE AT ALL

30. (CARD 3-ORANGE) How about decisions in meetings concerning credentials issues?

1. GREAT DEAL OF INFLUENCE

2. SOME INFLUENCE

4. LITTLE INFLUENCE

5. NO INFLUENCE AT ALL

31. (CARD 3-ORANGE) How about decisions involving the rules?

1. GREAT DEAL OF INFLUENCE

2. SOME INFLUENCE

4. LITTLE INFLUENCE

5. NO INFLUENCE AT ALL

32. (CARD 3-ORANGE) How about decisions made by other groups.

1. GREAT DEAL OF INFLUENCE	2. SOME INFLUENCE	4. LITTLE INFLUENCE	5. NO INFLUENCE AT ALL
----------------------------	-------------------	---------------------	------------------------

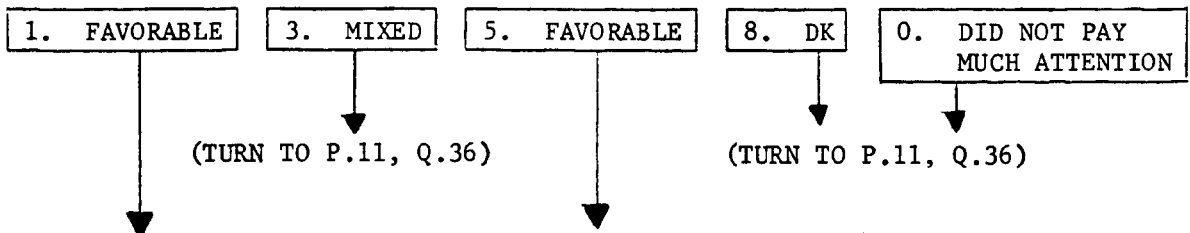
33. (CARD 4-BROWN) Compared to your expectations, did you have as much influence at the Convention as you thought you would have?

- 1 MUCH MORE THAN EXPECTED
- 2 SOMEWHAT MORE THAN EXPECTED
- 3 ABOUT AS MUCH AS EXPECTED
- 4 A BIT LESS THAN EXPECTED
- 5 MUCH LESS THAN EXPECTED
- 8 DK
- 0 HAD NO EXPECTATION

[ASK WOMEN DELEGATES ONLY]

34. Did you go to any of the meetings or activities for women outside of your delegation?		
1. YES	5. NO	8. DK

35. What was your reaction to the National Women's Political Caucus? Was it favorable, unfavorable, mixed or what?



35a. Why was your reaction (favorable/unfavorable)?
<hr style="border: 0; border-top: 1px solid black; margin-bottom: 10px;"/> <hr style="border: 0; border-top: 1px solid black; margin-bottom: 10px;"/> <hr style="border: 0; border-top: 1px solid black;"/>

36. How do you think most of the women delegates of your party felt about the National Women's Political Caucus? Was their reaction favorable, unfavorable, mixed or what?

1. FAVORABLE	3. MIXED	5. UNFAVORABLE	8. DK	0. DID NOT PAY MUCH ATTENTION
--------------	----------	----------------	-------	-------------------------------

37. How do you think most of the men delegates of your party felt about the National Women's Political Caucus? Was their reaction favorable, unfavorable, mixed or what?

1. FAVORABLE	3. MIXED	5. UNFAVORABLE	8. DK	0. DID NOT PAY MUCH ATTENTION
--------------	----------	----------------	-------	-------------------------------

38. How much impact do you think the National Women's Political Caucus had on events at the convention; a great deal, some, not much or none at all?

1. A GREAT DEAL	2. SOME	4. NOT MUCH	5. NONE AT ALL	8. DK
-----------------	---------	-------------	----------------	-------

(GO TO Q. 39)

38a. In what ways? \_\_\_\_\_

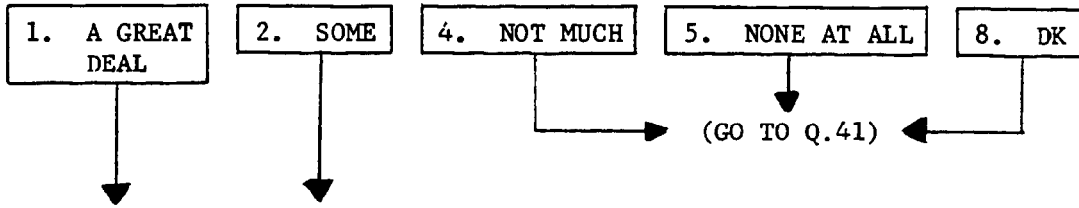
\_\_\_\_\_

\_\_\_\_\_

39. What was your reaction to the Black Caucus? Was it favorable, unfavorable, mixed or what?

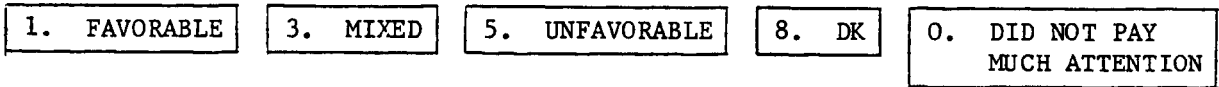
1. FAVORABLE	3. MIXED	5. UNFAVORABLE	8. DK	0. DID NOT PAY MUCH ATTENTION
--------------	----------	----------------	-------	-------------------------------

40. How much impact do you think the Black Caucus had on events at the Convention, a great deal, some, not much or none at all?

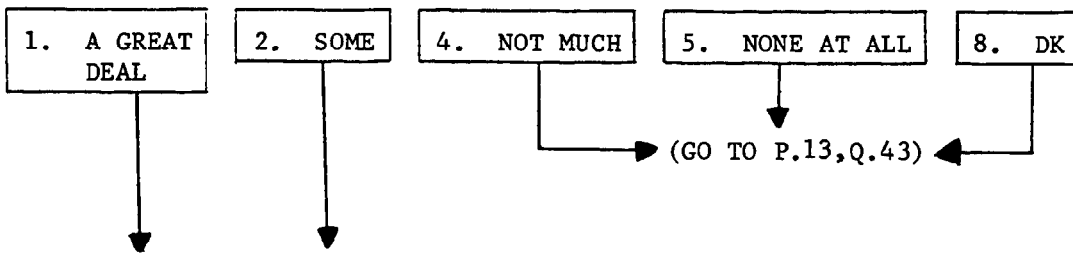


40a. In what ways? \_\_\_\_\_  
\_\_\_\_\_  
\_\_\_\_\_

41. What was your reaction to the role of labor at the Convention? Was it favorable, unfavorable, mixed or what?



42. How much impact do you think labor had on events at the Convention, a great deal, some, not much or none at all?



42a. In what ways? \_\_\_\_\_  
\_\_\_\_\_  
\_\_\_\_\_

INTERVIEWER CHECK BOX A

<input type="checkbox"/>	R IS REPUBLICAN	→	TURN TO P. 15, Q.51
<input type="checkbox"/>	R IS DEMOCRAT		

[ASK DEMOCRATIC DELEGATES ONLY]

43. (CARD 5-BLUE) Thinking of the fights over credentials and the seating of delegates, how did you feel about the final outcome concerning the challenge of the South Carolina delegation? Did you strongly agree, somewhat agree, somewhat disagree or strongly disagree with the decision?

1. STRONGLY AGREE	2. SOMEWHAT AGREE	4. SOMEWHAT DISAGREE	5. STRONGLY DISAGREE
3. MIXED FEELINGS		6. DON'T REMEMBER DECISION	
↓	↓	↓	↓
	(GO TO Q.44)		(GO TO Q.44)

43a. Why did you (agree/disagree)? \_\_\_\_\_

\_\_\_\_\_

\_\_\_\_\_

\_\_\_\_\_

\_\_\_\_\_

44. (CARD 5-BLUE) How did you feel about the final decision concerning the seating of the California delegation? Did you strongly agree, somewhat agree, somewhat disagree, or strongly disagree with the decision?

1. STRONGLY AGREE	2. SOMEWHAT AGREE	4. SOMEWHAT DISAGREE	5. STRONGLY DISAGREE
3. MIXED FEELINGS		6. DON'T REMEMBER DECISION	

45. (CARD 5-BLUE) Finally, how did you feel about the final decision on the challenge of Mayor Daley's delegation from Illinois?

1. STRONGLY AGREE	2. SOMEWHAT AGREE	4. SOMEWHAT DISAGREE	5. STRONGLY DISAGREE
3. MIXED FEELINGS		6. DON'T REMEMBER DECISION	

46. Regardless of how you feel about the outcomes of these decisions, what did you think of the procedures that were used to handle the fights over credentials and the seating of delegates? Were they very fair, somewhat fair, not too fair or not at all fair?

1. VERY FAIR	2. SOMEWHAT FAIR	4. NOT TOO FAIR	5. NOT AT ALL FAIR	8. DK
-----------------	---------------------	--------------------	-----------------------	-------

(COMMENTS) \_\_\_\_\_

\_\_\_\_\_

47. (CARD 5-BLUE) Turning now to the fights over the platform, did you strongly agree, somewhat agree, somewhat disagree or strongly disagree with the Convention's final decision on the busing plank?

1. STRONGLY AGREE	2. SOMEWHAT AGREE	4. SOMEWHAT DISAGREE	5. STRONGLY DISAGREE
3. MIXED FEELINGS		6. DON'T REMEMBER DECISION	

48. What about the abortion issue: did you strongly agree, somewhat agree, somewhat disagree or strongly disagree with the convention's final decision?

1. STRONGLY AGREE	2. SOMEWHAT AGREE	4. SOMEWHAT DISAGREE	5. STRONGLY DISAGREE
3. MIXED FEELINGS		6. DON'T REMEMBER DECISION	

49. What about the plank concerning Israel: did you strongly agree, somewhat agree, somewhat disagree or strongly disagree with the Convention's final decision?

- 1. STRONGLY AGREE
- 2. SOMEWHAT AGREE
- 4. SOMEWHAT DISAGREE
- 5. STRONGLY DISAGREE
- 3. MIXED FEELINGS
- 6. DON'T REMEMBER DECISION

50. Regardless of the results of the platform fights, what did you think of the procedures that were followed in handling them? Did you think they were very fair, somewhat fair, not too fair or not at all fair?

- 1. VERY FAIR
- 2. SOMEWHAT FAIR
- 4. NOT TOO FAIR
- 5. NOT AT ALL FAIR
- 8. DK

(COMMENTS) \_\_\_\_\_

\_\_\_\_\_

(TURN TO P.16, Q. 54)

[ASK REPUBLICAN DELEGATES ONLY]

51. (CARD 5-BLUE) How did you feel about the manner in which Rule 30, the apportionment of delegates to the 1976 Convention, was handled? Did you strongly agree, somewhat agree, somewhat disagree or strongly disagree with the final decision?

- 1. STRONGLY AGREE
  - 2. SOMEWHAT AGREE
  - 4. SOMEWHAT DISAGREE
  - 5. STRONGLY DISAGREE
  - 3. MIXED FEELINGS
  - 6. DON'T REMEMBER DECISION
- TURN TO P.16, Q.52
- TURN TO P.16, Q.52

51a. Why did you (agree/disagree)? \_\_\_\_\_

\_\_\_\_\_

\_\_\_\_\_

\_\_\_\_\_

[ASK REPUBLICAN WOMEN DELEGATES ONLY]

52. (CARD 5-BLUE) How did you feel about the Convention's handling of the issues of day care and abortion? Did you strongly agree, somewhat agree, somewhat disagree or strongly disagree with the final outcome?

1. STRONGLY  
AGREE

2. SOMEWHAT  
AGREE

4. SOMEWHAT  
DISAGREE

5. STRONGLY  
DISAGREE

3. MIXED  
FEELINGS

6. DON'T REMEMBER  
DECISION

53. (CARD 5-BLUE) Finally how did you feel about the Convention's handling of representation of women in the 1976 Convention?

1. STRONGLY  
AGREE

2. SOMEWHAT  
AGREE

4. SOMEWHAT  
DISAGREE

5. STRONGLY  
DISAGREE

3. MIXED  
FEELINGS

6. DON'T REMEMBER  
DECISION

[ASK MARRIED DELEGATES ONLY]

54. Did your spouse accompany you to the Convention?

1. YES

5. NO

55. Did any (other) members of your family accompany you to the convention?

1. YES

5. NO

56. I would like to ask you about a different aspect of the Convention. About how much did the Convention cost you personally (apart from the costs of other members of your family who may have accompanied you)?

(COST INCLUDES FOOD, LODGING, TRANSPORTATION, ETC.)

\$ \_\_\_\_\_ (FOR DELEGATE ONLY)

57. Convention expenses pose difficulties for some delegates. Did the cost of the Convention pose a problem for you?

1. YES

5. NO

8. DK

58. I would now like to ask you some questions about yourself and your reaction to and participation in politics.

Do you hold any party position now?

1. YES

5. NO

→ (GO TO Q.59)

58a. What position is it?

\_\_\_\_\_ (TITLE)

\_\_\_\_\_ (LEVEL: LOCAL, STATE, NAT'L.)

59. Have you ever held public office?

1. YES

5. NO

→ (TURN TO P.18, Q.60)

59a. What is the highest position you have held? \_\_\_\_\_

\_\_\_\_\_ (TITLE)

59b. Were you elected or appointed?

1. ELECTED

2. APPOINTED

59c. Do you now hold a public office?

1. YES

5. NO

→ (TURN TO P.18,Q.60)

59d. What position is it?

\_\_\_\_\_ (TITLE)

\_\_\_\_\_ (LEVEL: LOCAL, STATE, NAT'L.)

INTERVIEWER CHECK BOX B

<input type="checkbox"/> R IS NOT MARRIED	—————▶	TURN TO P. 19, Q.63
<input type="checkbox"/> R IS MARRIED		

60. To what extent do you feel your political activities conflict with your family life?  
Do they conflict a great deal, somewhat, not very much or not at all?

- |                 |             |                  |
|-----------------|-------------|------------------|
| 1. A GREAT DEAL | 2. SOMEWHAT | 4. NOT VERY MUCH |
|-----------------|-------------|------------------|

- |               |               |
|---------------|---------------|
| 5. NOT AT ALL | 8. DK         |
| (GO TO Q. 61) | (GO TO Q. 61) |

↓  
(TURN TO P. ,Q.61)

60a. In what ways do they conflict? \_\_\_\_\_  
\_\_\_\_\_  
\_\_\_\_\_

61. Is your husband/wife active in politics?

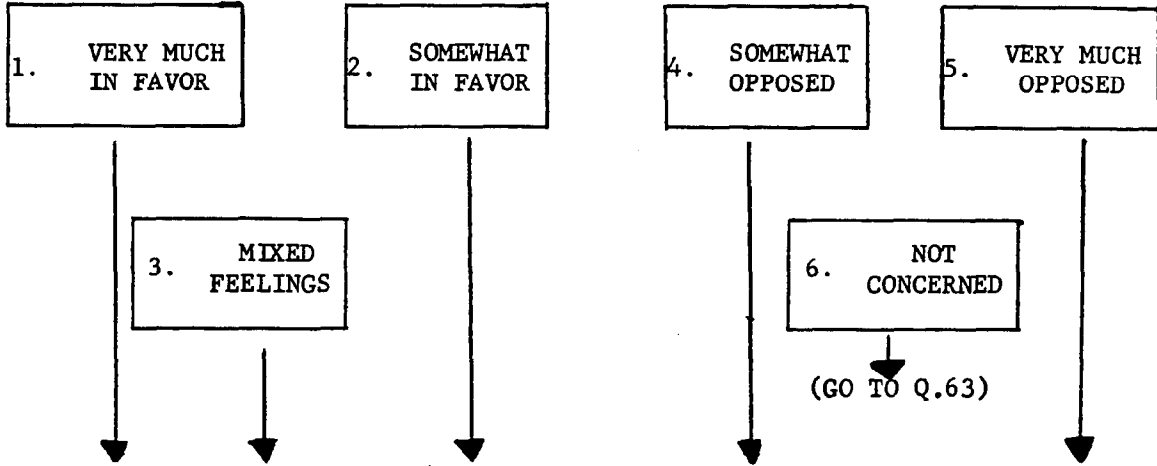
- |        |       |       |
|--------|-------|-------|
| 1. YES | 5. NO | 8. DK |
|--------|-------|-------|

↓  
(TURN TO P. 19, Q. 62)

61a. Has (she/he) ever held any public or party office?

1. YES	5. NO	8. DK
--------	-------	-------

62. What is your (husband's/wife's) attitude toward your own political activity?  
Is (he/she) very much in favor, somewhat in favor, somewhat opposed or very much opposed?



62a. Why is (he/she) (in favor/opposed)? \_\_\_\_\_  
\_\_\_\_\_  
\_\_\_\_\_

63. What aspects of political activity do you like most or find most satisfying?

\_\_\_\_\_  
\_\_\_\_\_  
\_\_\_\_\_  
\_\_\_\_\_

64. What aspects of political activity do you dislike most or find least satisfying?

\_\_\_\_\_  
\_\_\_\_\_  
\_\_\_\_\_  
\_\_\_\_\_

65. Which of your own personal qualities make you particularly well suited to politics?

---



---



---

66. Which, if any, of your own personal qualities do you see as liabilities in politics?

---



---



---

67. (CARD 6-WHITE) How difficult would you find each of the following situations that can arise in political activity?

	Very Difficult	Somewhat Difficult	Uncertain	Not Very Difficult	Not At All Difficult
a. Dividing your time and attention to meet many different demands	1	2	3	4	5
b. The loss of privacy	1	2	3	4	5
c. Opening yourself to attack and criticism	1	2	3	4	5
d. Having to argue with people about issues	1	2	3	4	5
e. Having to compromise your convictions	1	2	3	4	5
f. Having to work with incompetent people	1	2	3	4	5
g. Having to compete with others	1	2	3	4	5
h. The possibility of losing	1	2	3	4	5

I will now read several hypothetical situations that could happen. Please imagine that each of these has happened to you.

68. You are a candidate for public office. Your opponent has been conducting a personally insulting, nearly slanderous campaign against you. What would your reaction be?

---



---



---

69. The media find you a particularly personable and appealing candidate. Everywhere you go, reporters and cameras follow you, asking for details of both your personal and political life. What would your reaction be?

---

---

---

---

70. You want to be elected to public office. The success of your campaign would depend heavily on the support of many people. It appears that their initial enthusiasm for your campaign has weakened considerably. What would your reaction be?

---

---

---

---

71. (CARD 7-YELLOW) Here is a card on which several scales describing individual qualities of people are represented. Where would you place yourself in general on each of these scales? The first scale ranges from confident to insecure. Where would you place yourself on this scale?

- a. confident: insecure \_\_\_\_\_
- b. dependent: independent \_\_\_\_\_
- c. ambitious: not ambitious \_\_\_\_\_
- d. calm: anxious \_\_\_\_\_
- e. rational: irrational \_\_\_\_\_
- f. non-competitive: competitive \_\_\_\_\_
- g. unsympathetic: sympathetic \_\_\_\_\_
- h. emotional: unemotional \_\_\_\_\_
- i. subtle: direct \_\_\_\_\_
- j. flexible: inflexible \_\_\_\_\_
- k. decisive: indecisive \_\_\_\_\_

72. (CARD 8-GREEN) In general, which of the following events would upset you most?

- a. FINDING THAT A FRIEND IS ANGRY WITH ME
- b. FINDING THAT MY VIEWS ARE IGNORED
- c. FAILING IN SOMETHING THAT I'VE TRIED TO DO

72a. (CARD 8-GREEN) Which would upset you least?

- a. FINDING THAT A FRIEND IS ANGRY WITH ME
- b. FINDING THAT MY VIEWS ARE IGNORED
- c. FAILING IN SOMETHING THAT I'VE TRIED TO DO

73. (CARD 9-ORANGE) Which of the following is most important to you?

- a. HAVING IDEAS THAT CAN BE USED TO SOLVE POLITICAL PROBLEMS
- b. MAKING FRIENDS WITH INTERESTING PEOPLE ACTIVE IN POLITICS
- c. HAVING INFLUENCE AND POWER OVER WHAT POLITICAL LEADERS DO

73a. (CARD 9-ORANGE) Which is least important to you?

- a. HAVING IDEAS THAT CAN BE USED TO SOLVE POLITICAL PROBLEMS
- b. MAKING FRIENDS WITH INTERESTING PEOPLE ACTIVE IN POLITICS
- c. HAVING INFLUENCE AND POWER OVER WHAT POLITICAL LEADERS DO

74. (CARD 10-BROWN) Regardless of whether or not you have children or regardless of what your children are actually like, what would you want for them? Imagine that you have a daughter, which one of the following three things would you most like her to do?

- a. EXCEL IN SPORTS
- b. HAVE MANY FRIENDS, BE POPULAR
- c. BE A LEADER

74a. (CARD 10-BROWN) Which would you second most like for her to do?

- a. EXCEL IN SPORTS
- b. HAVE MANY FRIENDS, BE POPULAR
- c. BE A LEADER

75. (CARD 11-BLUE) Which of these other three things would you most like your daughter to do?

- a. SHOW KINDNESS TOWARDS PLAYMATES
- b. FIGHT, NOT RUN, IF ATTACKED BY ANOTHER CHILD
- c. BE EXCELLENT IN SCHOOL WORK

75a. (CARD 11-BLUE) Which would you second most like for her to do?

- a. SHOW KINDNESS TOWARDS PLAYMATES
- b. FIGHT, NOT RUN, IF ATTACKED BY ANOTHER CHILD
- c. BE EXCELLENT IN SCHOOL WORK

76. (CARD 10-BROWN) Now imagine that you have a son. Which one of the following things would you most like him to do?

- a. EXCEL IN SPORTS
- b. HAVE MANY FRIENDS, BE POPULAR
- c. BE A LEADER

76a. (CARD 10-BROWN) Which would you second most like for him to do?

- a. EXCEL IN SPORTS
- b. HAVE MANY FRIENDS, BE POPULAR
- c. BE A LEADER

77. (CARD 11-BLUE) Which of these other three things would you most like your son to do?

- a. SHOW KINDNESS TOWARDS PLAYMATES
- b. FIGHT, NOT RUN, IF ATTACKED BY ANOTHER CHILD
- c. BE EXCELLENT IN SCHOOL WORK

77a. (CARD 11-BLUE) Which would you second most like him to do?

- a. SHOW KINDNESS TOWARDS PLAYMATES
- b. FIGHT, NOT RUN, IF ATTACKED BY ANOTHER CHILD
- c. BE EXCELLENT IN SCHOOL WORK

78a. Here are a number of statements about other people. First, generally speaking, would you say you can trust most people or that you can't be too careful in dealing with most people?

- YOU CAN TRUST MOST PEOPLE
- YOU CAN'T BE TOO CAREFUL IN DEALING WITH MOST PEOPLE

78b. Would you say that most of the time people try to be helpful or that they mostly look out for themselves?

- PEOPLE TRY TO BE HELPFUL
- PEOPLE LOOK OUT FOR THEMSELVES

78c. Do you think most people, if they are given a chance, try to take advantage of you or do you think most people try to treat you fairly?

- MOST PEOPLE TRY TO TAKE ADVANTAGE OF YOU
- MOST PEOPLE TRY TO TREAT YOU FAIRLY

79. (CARD 12-WHITE) I will read a number of statements about how people see themselves. Although you may find some statements difficult to apply to yourself, please tell me as best as you can how much each statement is true of you.

	Very true	Somewhat True	Not Very True	Not At All True
a) I enjoy work that requires attention to details	1	2	4	5
b) Other people know me better than I know myself	1	2	4	5
c) I am a very competitive person	1	2	4	5
d) There are lots of things about myself I'd change if I could	1	2	4	5
e) I enjoy situations and problems which seem to have no obvious solutions	1	2	4	5
f) I'm not embarrassed when people praise me for things I've done well	1	2	4	5
g) I enjoy careful planning and scheduling of my activities	1	2	4	5
h) I like to argue both sides of an issue	1	2	4	5
i) I get so involved in other people that I lose track of my own needs and feelings	1	2	4	5
j) I prefer doing one thing at a time to being involved in several things at once	1	2	4	5
k) I don't think about my own motives for doing things	1	2	4	5

As you well know, there are many serious problems in this country and in other parts of the world, I would now like to ask your opinion about some of them.

80. What do you personally feel are the most important problems facing our government?

---

---

---

---

---

81. What do you personally feel are the most important problems facing people like you these days?

---

---

---

---

---

82. (CARD 5-BLUE) I will now read you several statements on American foreign policy. For each please tell me whether you strongly agree, somewhat agree, somewhat disagree, or strongly disagree.

	Strongly Agree	Somewhat Agree	Uncertain	Somewhat Disagree	Strongly Disagree
a. American military superiority should have priority in American foreign policy	1	2	3	4	5
b. The U.S. should be generous with economic aid to needy nations	1	2	3	4	5
c. All U.S. troops should be withdrawn from Asia	1	2	3	4	5
d. The U.S. should resume normal diplomatic relations with Cuba	1	2	3	4	5
e. American troops should be withdrawn from Europe	1	2	3	4	5
f. The only justification for this country's becoming involved in another war would be an attack on the United States itself	1	2	3	4	5
g. The use of nuclear weapons by the United States would never be justified	1	2	3	4	5
h. The U.S. should give more support to the United Nations	1	2	3	4	5

83. Sometimes a company has to lay off part of its labor force. Some people think that the first workers to be laid off should be women whose husbands have jobs. Others think that male and female employees should be treated the same. Which of these opinions do you agree with?

1. LAY OFF WOMEN FIRST

2. TREAT MALE AND FEMALE EMPLOYEES THE SAME

8. DK

84. (CARD 13-YELLOW) There has been some discussion about abortion during recent years. Which one of the opinions on this card best agrees with your own view?

1. ABORTION SHOULD NEVER BE PERMITTED

2. ABORTION SHOULD BE PERMITTED ONLY IF THE LIFE AND HEALTH OF THE WOMAN IS IN DANGER

3. IF A WOMAN AND HER DOCTOR AGREE, SHE SHOULD BE ABLE TO HAVE A LEGAL ABORTION

4. ANY WOMAN WHO WANTS TO HAVE AN ABORTION SHOULD BE ABLE TO HAVE ONE

7. OTHER (SPECIFY) \_\_\_\_\_  
\_\_\_\_\_

8. DK

85. How do you feel about the proposal to establish a national day care or child care program for working mothers? Are you very much in favor, somewhat in favor, somewhat opposed, very much opposed or what?

1. VERY MUCH  
IN FAVOR

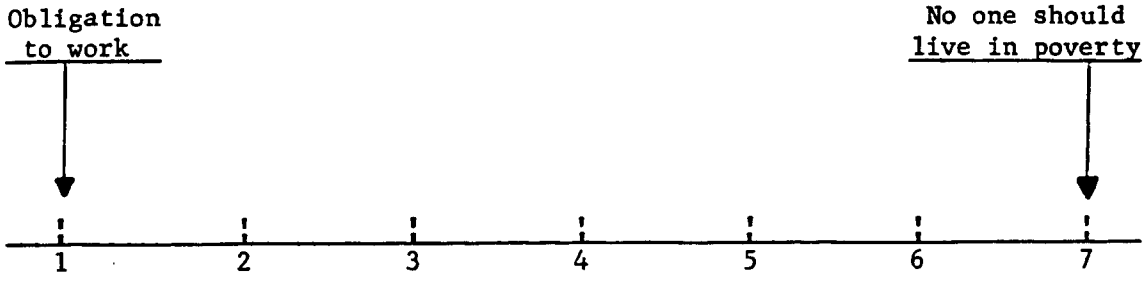
2. SOMEWHAT  
IN FAVOR

3. UNDECIDED

4. SOMEWHAT  
OPPOSED

5. VERY MUCH  
OPPOSED

86. (CARD 14-GREEN) Some people believe that no American family should live in poverty whether they work or not. Others believe that no able bodied individual who does not work should receive welfare. Also, there are those with opinions in between. Where would you place yourself on this scale?

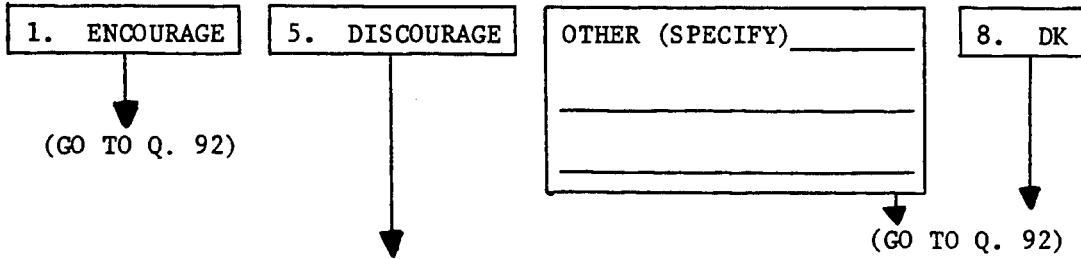


87. (CARD 15-ORANGE) This next card is called a "feeling thermometer," and we would like to use it to measure your feelings toward various groups. If you don't feel particularly warm or cold toward a group, then you should place it at the 50° mark. If you have a warm feeling toward a group, you would give it a score somewhere between 50° and 100°. On the other hand, if you don't feel very favorably toward a group, then you would place it somewhere between 0° and 50°.

The first group is civil rights leaders. Where would you put them on the thermometer?

- a. Civil rights leaders \_\_\_\_\_
- b. Policemen \_\_\_\_\_
- c. Judges \_\_\_\_\_
- d. People who go to rock festivals \_\_\_\_\_
- e. Politicians \_\_\_\_\_
- f. The Military \_\_\_\_\_
- g. Whites \_\_\_\_\_
- h. Blacks \_\_\_\_\_
- i. Welfare recipients \_\_\_\_\_
- j. Political demonstrators \_\_\_\_\_
- k. Black militants \_\_\_\_\_

91. What is the attitude of party leaders in your city or county toward women becoming candidates for public office? Would you say they encourage women to run for office, discourage them or what?



91a. Could you give me an example? \_\_\_\_\_  
\_\_\_\_\_  
\_\_\_\_\_

91b. Why do party leaders feel that way? \_\_\_\_\_  
\_\_\_\_\_  
\_\_\_\_\_

[ASK WOMEN DELEGATES ONLY]

92. Have you personally, ever experienced discrimination in politics because you are a woman?

- |        |       |       |
|--------|-------|-------|
| 1. YES | 5. NO | 8. DK |
|--------|-------|-------|

93. Have you ever been given preferential treatment in politics because you are a woman?

- |        |       |       |
|--------|-------|-------|
| 1. YES | 5. NO | 8. DK |
|--------|-------|-------|

88. Turning now to questions about people in politics, what do you think are the most important characteristics or qualities a person needs to be a success in politics?

---



---



---

89. In general, there have been fewer women candidates for political office than men. Why do you think this has been the case?

---



---

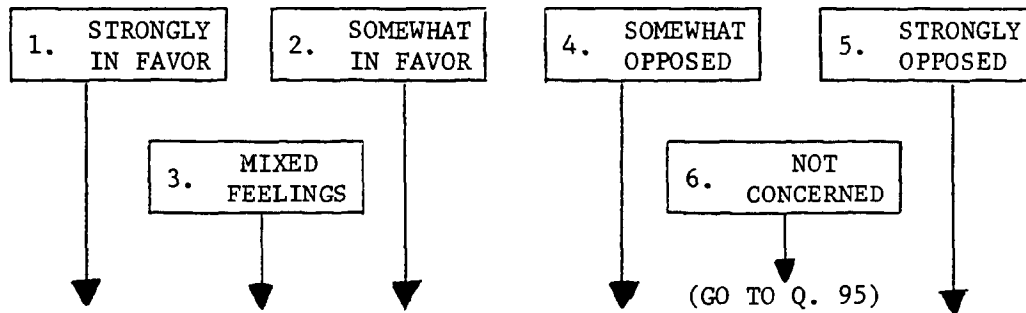


---

90. (CARD 5-BLUE) Here are some statements about women in politics. Please tell me how much you agree or disagree with each statement.

	STRONGLY AGREE	SOMEWHAT AGREE	UNCERTAIN	SOMEWHAT DISAGREE	STRONGLY DISAGREE	DK
a) Family responsibilities have kept women from participating in politics.	1	2	3	4	5	8
b) Women don't support other women who run for political office.	1	2	3	4	5	8
c) Women are taught not to want political careers.	1	2	3	4	5	8
d) Men prevent women from seeking political careers.	1	2	3	4	5	8
e) Women by nature are unsuited to politics.	1	2	3	4	5	8
f) There will be many more women running for public office within the next few years.	1	2	3	4	5	8
g) Women are sometimes given an advantage in politics just because they are women.	1	2	3	4	5	8

94. In general, what is your attitude toward the Women's Liberation Movement? Would you say you are strongly in favor, somewhat in favor, somewhat opposed, strongly opposed to it or what?



94a. Why do you feel this way? \_\_\_\_\_  
 \_\_\_\_\_  
 \_\_\_\_\_

Now I would like to find out a little about the politics of your state and home community.

95. (CARD 16-BROWN) Generally, how would you describe party competition in statewide elections within your state?

- 1 VERY COMPETITIVE - BALANCE BETWEEN PARTIES
- 2 SOMEWHAT COMPETITIVE - FAVORING REPUBLICAN PARTY
- 3 SOMEWHAT COMPETITIVE - FAVORING DEMOCRATIC PARTY
- 4 NON-COMPETITIVE - REPUBLICAN PARTY DOMINANT
- 5 NON-COMPETITIVE - DEMOCRATIC PARTY DOMINANT

96. (CARD 16-BROWN) Next, how would you describe party competition between parties within your congressional district?

- 1 VERY COMPETITIVE - BALANCE BETWEEN PARTIES
- 2 SOMEWHAT COMPETITIVE - FAVORING REPUBLICAN PARTY
- 3 SOMEWHAT COMPETITIVE - FAVORING DEMOCRATIC PARTY
- 4 NON-COMPETITIVE - REPUBLICAN PARTY DOMINANT
- 5 NON-COMPETITIVE - DEMOCRATIC PARTY DOMINANT

97. (CARD 16-BROWN) Finally, how would you describe party competition between parties within your own precinct or ward (or whatever is the smallest district in your community)?

- 1. VERY COMPETITIVE - BALANCE BETWEEN PARTIES
- 2. SOMEWHAT COMPETITIVE - FAVORING REPUBLICAN PARTY
- 3. SOMEWHAT COMPETITIVE - FAVORING DEMOCRATIC PARTY
- 4. NON-COMPETITIVE - REPUBLICAN PARTY DOMINANT
- 5. NON-COMPETITIVE - DEMOCRATIC PARTY DOMINANT

98. Is the party organization in your local community (city, town) very strong, fairly strong, not very strong or not strong at all?

1. VERY STRONG

2. FAIRLY STRONG

4. NOT VERY STRONG

5. NOT STRONG AT ALL

8. DK

99. Do women tend to participate in your local party organization (city, town) in the same ways as men or do they engage only in certain types of party work?

1. SAME AS MEN

5. CERTAIN WORK ONLY

[ASK WOMEN DELEGATES ONLY]

100. Are you active in any women's political organizations in your area, outside the organizations in the party (i.e., League of Women Voter's)?

1. YES

5. NO

→ (TURN TO P.35, Q.101)

100a. Which organizations are these?

- (1) \_\_\_\_\_
- (2) \_\_\_\_\_
- (3) \_\_\_\_\_
- (4) \_\_\_\_\_

101. In the past have you ever worked in a campaign on behalf of a candidate or a political issue?

1. YES



5. NO

→ (GO TO Q. 102)

101a. In how many campaigns have you been active?

\_\_\_\_\_ (NO. OF CAMPAIGNS)

102. How did you originally get involved in politics?

---



---



---

103. For whom do you plan to vote in November?

\_\_\_\_\_

7. REFUSED  
TO ANSWER

8. DK

(GO TO Q.104)



103a. Do you think you will work for his election?

1. YES

5. NO

8. DK

104. Will you work for the election of any state or local candidates?

1. YES

5. NO

8. DK

105. Will you contribute money to the campaign of a presidential candidate?

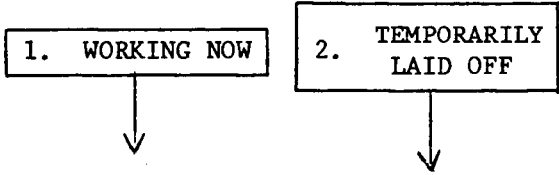
1. YES

5. NO

8. DK







110. What is your main occupation? (What sort of work do you do?) IF NOT CLEAR: Tell me a little more about what you do.

\_\_\_\_\_

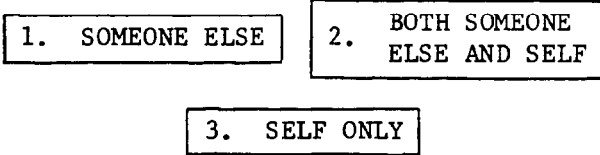
\_\_\_\_\_

\_\_\_\_\_

110a. What kind of (business/industry) is that in?

\_\_\_\_\_

110b. Do you work for someone else, yourself, or what?



110c. About how many hours do you work on your job in the average week?


\_\_\_\_\_ HOURS A WEEK

110d. Were you out of work at any time during the last twelve months?

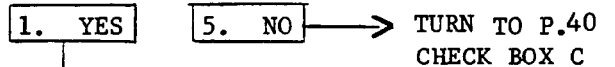


TURN TO P. 40, CHECK BOX C

109. Are you presently employed, or are you



111. Have you ever done any work for pay?



111a. What sort of work did you do on your last regular job? (What was your occupation?)

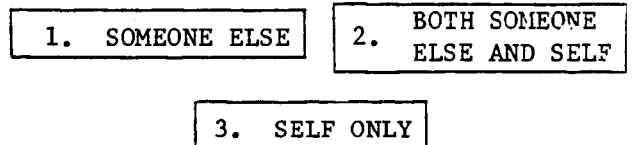
\_\_\_\_\_

\_\_\_\_\_

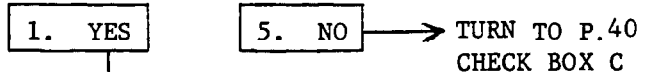
111b. What kind of (business/industry) was that in?

\_\_\_\_\_

111c. Did you work for someone else, yourself, or what?



111d. Have you had a job in the past twelve months?



111e. About how many hours did you work on your last job in the average week?

\_\_\_\_\_ HOURS A WEEK

TURN TO P. 40, CHECK BOX C

EMPLOYMENT SECTION

unemployed, retired, (a housewife), (a student), or what?

5. RETIRED



112. When did you retire?  
\_\_\_\_\_ YEAR

6. PERMANENTLY DISABLED



112a. Have you ever done any work for pay?

1. YES    5. NO

TURN TO P.40  
CHECK BOX C

7. HOUSEWIFE



8. STUDENT



113. In the last twelve months, did you do any work for pay?

1. YES

5. NO

→ TURN TO P.40  
CHECK BOX C

113a. Are you doing any work for pay at the present time?

1. YES

→ GO BACK TO "WORKING NOW"

5. NO



112b. What kind of work did you do when you worked? (What was your occupation?)

\_\_\_\_\_

112c. What kind of (business/industry) was that?

\_\_\_\_\_

112d. Did you work for someone else, yourself, or what?

1. SOMEONE ELSE

2. BOTH SOMEONE ELSE AND SELF

3. SELF ONLY



112e. During the last twelve months did you do any work for pay?

1. YES

5. NO

→ TURN TO P.40  
CHECK BOX C

112f. Are you doing any work for pay at the present time?

1. YES

→ GO BACK TO "WORKING NOW"

5. NO



112g. About how many hours a week did you work in the average week when you were working?

\_\_\_\_\_ HOURS A WEEK

IF WORKED IN THE LAST TWELVE MONTHS BUT NOT WORKING NOW:

113b. What kind of work did you do? (What was your occupation?)

\_\_\_\_\_  
\_\_\_\_\_

113c. What kind of business was that in?

\_\_\_\_\_

113d. Did you work for someone else, yourself, or what?

1. SOMEONE ELSE

2. BOTH SOMEONE ELSE AND SELF

3. SELF ONLY

113e. About how many hours a week did you work in the average week when you were working?

\_\_\_\_\_ HOURS A WEEK

INTERVIEWER CHECK BOX C

<input type="checkbox"/> 1.	R IS NOT MARRIED	—————>
<input type="checkbox"/> 2.	R IS MARRIED -- ASK ABOUT SPOUSE.	

114. We would also like to know about your (husband/wife).....

1. WORKING NOW

2. TEMPORARILY LAID OFF

3. LOOKING FOR WORK

4. UNEMPLOYED

115. What is his/her main occupation? (What sort of work does he/she do? (IF NOT CLEAR: Tell me a little more about what he/she does.)

---



---



---

116. Has he/she ever done any work for pay?

1. YES

5. NO

→ TURN TO P. 42, Q. 119

116a. What sort of work did he/she do on his/her last regular job? (What was his/her occupation?)

---



---

115a. What kind of (business/industry) is that in?

---

116b. What kind of (business/industry) was that in?

---

115b. Does he/she work for someone else, himself/herself, or what?

1. SOMEONE ELSE

2. BOTH SOMEONE ELSE AND SELF

3. SELF ONLY

116c. Did he/she work for someone else, himself/herself, or what?

1. SOMEONE ELSE

2. BOTH SOMEONE ELSE AND SELF

3. SELF ONLY

115c. About how many hours does he/she work on his/her job in the average week?

\_\_\_\_\_ HOURS A WEEK

116d. Has he/she had a job in the past twelve months?

1. YES

5. NO

→ TURN TO P. 42, Q. 119

115d. Was he/she out of work at any time during the last twelve months?

1. YES

5. NO

116e. About how many hours did he/she work on his/her last job in the average week?
_____ HOURS A WEEK

TURN TO P. 42, Q. 119

TURN TO P. 42, Q. 119

# EMPLOYMENT SECTION

TURN TO P. 42, Q. 119

Is (he/she) working now, looking for work, retired, (a housewife), (a student), or what?

**5. RETIRED**

117. When did he/she retire?

YEAR \_\_\_\_\_

117b. What kind of work did he/she do when he/she worked? (What was his/her occupation?)

\_\_\_\_\_

117c. What kind of (business/industry) was that?

\_\_\_\_\_

117d. Did he/she work for someone else, himself/herself, or what?

1. SOMEONE ELSE

2. BOTH SOMEONE ELSE AND SELF

3. SELF ONLY

117e. During the last twelve months did he/she do any work for pay?

1. YES

5. NO

117f. Is he/she doing any work for pay at the present time?

1. YES

5. NO

117g. About how many hours a week did he/she work in the average week when he/she worked?

\_\_\_\_\_ HOURS A WEEK

**6. PERMANENTLY DISABLED**

117a. Has he/she ever done any work for pay?

1. YES

5. NO

TURN TO P. 42, Q. 119

**7. HOUSEWIFE**

**8. STUDENT**

118. In the last twelve months did he/she do any work for pay?

1. YES

5. NO

TURN TO P. 42, Q. 11

118a. Is he/she doing any work for pay at the present time?

1. YES

5. NO

GO BACK TO "WORKING NOW"

IF WORKED IN THE LAST TWELVE MONTHS BUT NOT PRESENTLY WORKING:

118b. What kind of work did he/she do? (What was his/her occupation?)

\_\_\_\_\_

118c. What kind of (business/industry) was that in?

\_\_\_\_\_

118d. Did he/she work for someone else, himself/herself, or what?

1. SOMEONE ELSE

2. BOTH SOMEONE ELSE AND SELF

3. SELF ONLY

118e. About how many hours a week did he/she work in the average week when he/she worked?

\_\_\_\_\_ HOURS A WEEK

[ASK WOMEN DELEGATES ONLY]

119. (CARD 17-BLUE) Women have many ways of combining work and family. Which of these patterns best describes your own work pattern?

- a. CONTINUOUS EMPLOYMENT OUTSIDE THE HOME WITH NO FAMILY RESPONSIBILITIES
- b. CONTINUOUS EMPLOYMENT OUTSIDE THE HOME WITH HOMEMAKING RESPONSIBILITIES ASSUMED BY SOMEONE ELSE
- c. CONTINUOUS OUTSIDE EMPLOYMENT, COMBINING BOTH WORK AND HOMEMAKING THROUGHOUT ADULT LIFE
- d. OUTSIDE EMPLOYMENT WITH INTERRUPTIONS FOR CHILD RAISING
- e. OUTSIDE EMPLOYMENT ON AND OFF IN NO REGULAR PATTERN - WORKING AS OFTEN AS NEEDED OR DESIRED
- f. OUTSIDE EMPLOYMENT ONLY BEFORE MARRIAGE AND/OR CHILDREN
- g. NO EMPLOYMENT OUTSIDE THE HOME FOR ANY SIGNIFICANT PERIOD
- h. OTHER (SPECIFY) \_\_\_\_\_
- DK

120. (CARD 17-BLUE) What would be your ideal work pattern, the one you would most like to follow if you could?

- a. CONTINUOUS EMPLOYMENT OUTSIDE THE HOME WITH NO FAMILY RESPONSIBILITIES
- b. CONTINUOUS EMPLOYMENT OUTSIDE THE HOME WITH HOMEMAKING RESPONSIBILITIES ASSUMED BY SOMEONE ELSE
- c. CONTINUOUS OUTSIDE EMPLOYMENT, COMBINING BOTH WORK AND HOMEMAKING THROUGHOUT ADULT LIFE
- d. OUTSIDE EMPLOYMENT WITH INTERRUPTIONS FOR CHILD RAISING
- e. OUTSIDE EMPLOYMENT ON AND OFF IN NO REGULAR PATTERN - WORKING AS OFTEN AS NEEDED OR DESIRED
- f. OUTSIDE EMPLOYMENT ONLY BEFORE MARRIAGE AND/OR CHILDREN
- g. NO EMPLOYMENT OUTSIDE THE HOME FOR ANY SIGNIFICANT PERIOD
- h. OTHER (SPECIFY) \_\_\_\_\_
- DK

121. Is your religious preference Protestant, Catholic, Jewish or something else?

PROTESTANT	ROMAN CATHOLIC	JEWISH	OTHER; (SPECIFY) _____
------------	----------------	--------	---------------------------

(GO TO Q. 122) ←

121a. What church or denomination is that? \_\_\_\_\_

122. Where were you born? (IF UNITED STATES) Which state? \_\_\_\_\_

\_\_\_\_\_

123. Were you brought up mostly in the country, in a town, in a small city, or in a large city?

1. COUNTRY	2. TOWN	3. SMALL CITY	4. LARGE CITY	7. OTHER (SPECIFY) _____
------------	---------	---------------	---------------	-----------------------------

124. (CARD 18-WHITE) Please look at this card and tell me the letter of the income group that includes the income of all members of your family in 1971 before taxes. This figure should include dividends, interest, salaries, wages, pensions and all other income. (IF UNCERTAIN: What would be your best guess?)

- a. UNDER \$4,999
- b. \$5,000 - \$9,999
- c. \$10,000 - \$14,999
- d. \$15,000 - \$19,999
- e. \$20,000 - \$24,999
- f. \$25,000 - \$29,999
- g. \$30,000 - \$49,999
- h. \$50,000 AND OVER

That's all the questions I have. Thank you very much for your time and participation.

## INTERVIEWER'S SUPPLEMENT

- S1. Respondent's sex is:  1. Male  2. Female
- S2. Respondent's race is:  1. White  2. Negro  OTHER: \_\_\_\_\_
- S3. Relationship of R to head:  1. Is head  2. Is wife  OTHER: \_\_\_\_\_
- S4. Other persons present at interview were: (CHECK MORE THAN ONE BOX IF NECESSARY)
- None  Children under 6  Older children  Spouse
- Other relatives  Other adults
- S5. Respondent's cooperation was:
1. Very good  2. Good  3. Fair  4. Poor  5. Very poor
- S6. Respondent's general level of information about politics and public affairs seemed:
1. Very high  2. Fairly high  3. Average  4. Fairly low  5. Very low
- S7. Rate R's apparent intelligence?
1. Very high  2. Above average  3. Average  4. Below average  5. Very low
- S8. How suspicious did R seem to be about the study, before the interview?
1. Not at all  3. Somewhat  5. Very suspicious
- S9. Overall, how great was R's interest in the interview?
1. Very high  2. Above average  3. Average  4. Below average  5. Very low

S10. How sincere did R seem to be in his answers?

1. COMPLETELY  
SINCERE

2. USUALLY  
SINCERE

3. OFTEN SEEMED TO  
BE INSINCERE

S11. Were there any particular parts of the interview for which you doubted R's sincerity? If so, name them by section or question numbers:

---

---

---

THUMBNAIL SKETCH