



Minimizing a sum of clipped convex functions

Shane Barratt¹ · Guillermo Angeris¹ · Stephen Boyd¹

Received: 28 October 2019 / Accepted: 28 February 2020 / Published online: 24 March 2020
© Springer-Verlag GmbH Germany, part of Springer Nature 2020

Abstract

We consider the problem of minimizing a sum of clipped convex functions. Applications of this problem include clipped empirical risk minimization and clipped control. While the problem of minimizing the sum of clipped convex functions is NP-hard, we present some heuristics for approximately solving instances of these problems. These heuristics can be used to find good, if not global, solutions, and appear to work well in practice. We also describe an alternative formulation, based on the perspective transformation, that makes the problem amenable to mixed-integer convex programming and yields computationally tractable lower bounds. We illustrate our heuristic methods by applying them to various examples and use the perspective transformation to certify that the solutions are relatively close to the global optimum. This paper is accompanied by an open-source implementation.

Keywords Convex optimization · Mixed-integer programming · Robust statistics

1 Introduction

Suppose $f : \mathbf{R}^n \rightarrow \mathbf{R}$ is a convex function, and $\alpha \in \mathbf{R}$. We refer to the function $\min\{f(x), \alpha\}$ as a *clipped convex function*. In this paper we consider the problem of minimizing a sum of clipped convex functions,

$$\text{minimize } f_0(x) + \sum_{i=1}^m \min\{f_i(x), \alpha_i\}, \quad (1)$$

✉ Shane Barratt
stbarratt@gmail.com

Guillermo Angeris
angeris@stanford.edu

Stephen Boyd
boyd@stanford.edu

¹ Department of Electrical Engineering, Stanford University, Stanford, USA

with variable $x \in \mathbf{R}^n$, where $f_0 : \mathbf{R}^n \rightarrow \mathbf{R} \cup \{+\infty\}$ and $f_i : \mathbf{R}^n \rightarrow \mathbf{R}$ for $i = 1, \dots, m$ are closed proper convex functions [19], and $\alpha_i \in \mathbf{R}$ for $i = 1, \dots, m$. We use infinite values of f_0 to encode constraints on x , *i.e.*, to constrain $x \in \mathcal{X}$ for a closed convex set \mathcal{X} , we let $f_0(x) = +\infty$ for all $x \notin \mathcal{X}$. When $f_i(x) > \alpha_i$, the value of the i th term in the sum is *clipped* to α_i , which limits how large each term in the objective can be. Many practical problems can be formulated as instances of (1); we describe a few in Sect. 2.

NP-hardness. In general, problem (1) is nonconvex and as a result can be very difficult to solve. Indeed, it is NP-hard. We show this by giving a reduction of the subset sum problem to an instance of (1).

The subset sum problem involves determining whether or not there exists a subset of a given set of integers a_1, \dots, a_n that sum to zero. The optimal value of the problem

$$\begin{aligned} &\text{minimize } (a^T x)^2 - n/4 + \sum_{i=1}^n \min\{x_i^2, 1/4\} + \min\{(x_i - 1)^2, 1/4\} \\ &\text{subject to } \mathbf{1}^T x \geq 1, \end{aligned}$$

which has the form (1), is zero if and only if $x_i \in \{0, 1\}$, at least one of $x_i = 1$, and $a^T x = 0$; in other words, the set $\{a_i \mid x_i = 1\}$ sums to zero. Since the subset sum problem can be reduced to an instance of (1), we conclude that in general our problem is at least as hard as difficult problems like the subset sum problem [11].

Global solution. There is a simple (exhaustive) method to solve (1) globally: for each subset Ω of $\{1, \dots, m\}$, we solve the convex problem

$$\begin{aligned} &\text{minimize } f_0(x) + \sum_{i \in \Omega} f_i(x) + \sum_{i \notin \Omega} \alpha_i \\ &\text{subject to } f_i(x) \leq \alpha_i, \quad i \in \Omega, \end{aligned} \tag{2}$$

with variable $x \in \mathbf{R}^n$. The solution to (2) with the lowest optimal value is the solution to (1). This general method is not practical unless m is quite small, since it requires the solution of 2^m convex optimization problems.

In some specific instances of problem (1), we can reduce the search space if we know that a specific choice of $\Omega \subseteq \{1, \dots, m\}$ implies

$$\text{dom } f_0 \cap \{x \mid f_i(x) \leq \alpha_i, i \in \Omega\} = \emptyset,$$

which means that the optimal value of (2) is $+\infty$. In this case, we do not have to solve problem (2) for this choice of Ω , since it will be infeasible. One simple example where this happens is when the α_i -sublevel sets of f_i are pairwise disjoint, which implies that we only have to solve m convex problems (as opposed to 2^m) to find the global solution. This idea is used in [15] to guide their proposed search algorithm.

Related work. The general problem of minimizing a sum of clipped convex functions was recently considered in [15]. In their paper, they also show that the problem is NP-hard via a reduction to 3-SAT and give a global solution method in a few special cases

whenever n is small. They also provide a heuristic method based on cyclic coordinate descent, leveraging the fact that one-dimensional problems are easy to solve.

The idea of using clipped convex functions has appeared in multiple application areas, the most prominent being statistics. For example, the sum of clipped absolute values (often referred to as the *capped* ℓ_1 -norm) has been used as a sparsity-inducing regularizer [17,29,30]. In particular, [17,29] make use of the fact that problem (1) can be written as a difference-of-convex (DC) problem and the objective can be approximately minimized via the convex-concave procedure [13] (see Appendix 1). The clipped square function (also known as the *skipped-mean* loss) was used in [25] to estimate view relations, and in [18] to perform robust image restoration. Similar approaches have been taken for other clipped loss functions, where they have been used for robust feature selection [12], regression [21,27], classification [20,23,26], and robust principal component analysis [22].

Summary. We begin by presenting some applications of minimizing a sum of clipped convex functions to empirical risk minimization and control in Sect. 2. We then provide some simple heuristics for approximately solving (1) in Sect. 3, which we have found to work well in practice. In Sect. 4, we describe a method for converting (1) into a mixed-integer convex program, which is amenable to solvers for mixed-integer convex programs, and the integer constraints can be relaxed to efficiently compute a lower bound on the optimal value of the original problem. In Sect. 5 we describe an open-source Python implementation of the ideas described in this paper and apply our implementation to a few illustrative examples in Sect. 6.

2 Applications

In this section we describe some possible applications of minimizing a sum of clipped convex functions.

2.1 Clipped empirical risk minimization

Suppose we have data

$$x_1, \dots, x_N \in \mathbf{R}^n, \quad y_1, \dots, y_N \in \mathcal{Y}.$$

Here x_i is the i th feature vector, y_i is its corresponding output (or label), and \mathcal{Y} is the output space.

We find parameters $\theta \in \mathbf{R}^n$ of a linear model given the data by solving the *empirical risk minimization* (ERM) problem

$$\text{minimize } \frac{1}{N} \sum_{i=1}^N l(x_i^T \theta, y_i) + r(\theta), \quad (3)$$

with variable θ , where $l : \mathbf{R} \times \mathcal{Y} \rightarrow \mathbf{R}$ is the loss function, and $r : \mathbf{R}^n \rightarrow \mathbf{R}$ is the regularization function. Here the objective is composed of two parts: the loss function, which measures the accuracy of the predictions, and the regularization function, which measures the complexity of θ . We assume that l is convex in its first argument and that r is convex, so problem (3) is a convex optimization problem.

For a given $x \in \mathbf{R}^n$, our prediction of y is

$$\hat{y} = \operatorname{argmin}_{y \in \mathcal{Y}} l(x^T \theta^*, y),$$

where θ^* is the solution to (3). For example, in linear regression, $\mathcal{Y} = \mathbf{R}$, $l(z, w) = (z - w)^2$, and $\hat{y} = x^T \theta^*$; in logistic regression, $\mathcal{Y} = \{-1, 1\}$, $l(z, w) = \log(1 + e^{-wz})$, and $\hat{y} = \mathbf{sign}(x^T \theta^*)$, where $\mathbf{sign}(z)$ is equal to 1 if $z \geq 0$ and -1 otherwise.

While ERM often works well in practice, it can perform poorly when there are outliers in the data. One way of fixing this is to clip the loss for each data point to a value $\alpha \in \mathbf{R}$, leading to the *clipped ERM* problem,

$$\text{minimize } \frac{1}{N} \sum_{i=1}^N \min\{l(x_i^T \theta, y_i), \alpha\} + r(\theta). \tag{4}$$

After solving (or approximately solving) the clipped problem, we can label data points (x_i, y_i) where $l(x_i^T \theta^*, y_i) \geq \alpha$ as outliers. The clipped ERM problem is an instance of what is referred to in statistics as a *redescending M-estimator* [10, §4.8], since the derivative of the clipped loss goes to 0 as the magnitude of its input goes to infinity. In this terminology, the clip value α is referred to as the *minimum rejection point*.

In Sect. 6.1, we show an example where the normal empirical risk minimization problem fails, while its clipped variant has good performance.

2.2 Clipped control

Suppose we have a linear system with dynamics given by

$$x_{t+1} = Ax_t + Bu_t, \quad t = 0, \dots, T - 1,$$

where $x_t \in \mathbf{R}^n$ is the state of the system and $u_t \in \mathbf{R}^p$ denotes the input to the system, at time period t . The dynamics matrix $A \in \mathbf{R}^{n \times n}$ and the input matrix $B \in \mathbf{R}^{n \times m}$ are given.

We are given stage cost functions $g_t : \mathbf{R}^n \times \mathbf{R}^p \rightarrow \mathbf{R}$, and an initial state $x^{\text{init}} \in \mathbf{R}^n$. The standard linear optimal control problem is (see, e.g., [2, p. 552]):

$$\begin{aligned} &\text{minimize } \sum_{t=0}^T g_t(x_t, u_t) \\ &\text{subject to } x_{t+1} = A_t x_t + B_t u_t, \quad t = 0, \dots, T - 1, \\ &\quad x_t \in \mathcal{X}_t, \quad u_t \in \mathcal{U}_t, \quad t = 0, \dots, T, \\ &\quad x_0 = x^{\text{init}}, \end{aligned}$$

where, at time t , $\mathcal{X}_t \subseteq \mathbf{R}^n$ is the convex set of allowable states and $\mathcal{U}_t \subseteq \mathbf{R}^m$ is the convex set of allowable inputs. The variables in this problem are the states and inputs, x_t and u_t . If the stage cost functions g_t are convex, the optimal control problem is a convex optimization problem.

We define a *clipped optimal control* problem as an optimal control problem in which the stage costs can be expressed as sums of clipped convex functions, *i.e.*,

$$g_t(x, u) = g_t^0(x, u) + \sum_{i=1}^K \min\{g_t^i(x, u), \alpha_t^i\},$$

where, for all t and $i = 1, \dots, K$, the functions $g_t^i : \mathbf{R}^n \times \mathbf{R}^m \rightarrow \mathbf{R}$ are convex and $\alpha_t^i \in \mathbf{R}$. This gives another instance of our general problem (1).

A simple but practical example of a clipped control problem is described in Sect. 6.3. The problem is to design a lane change trajectory for a vehicle; the stage cost is small when the vehicle is centered in either lane, which we express as a sum of two clipped convex functions.

3 Heuristic methods

There are many methods for approximately solving (1). In this section we describe a few heuristic methods that we have observed to work well in practice.

Bi-convex formulation. Throughout this section, we will make use of a simple reformulation of (1) as the bi-convex problem

$$\begin{aligned} \text{minimize } & L(x, \lambda) = f_0(x) + \sum_{i=1}^m \lambda_i f_i(x) + (1 - \lambda_i)\alpha_i \\ \text{subject to } & 0 \leq \lambda \leq \mathbf{1}, \end{aligned} \tag{5}$$

with variables $\lambda \in \mathbf{R}^m$ and $x \in \mathbf{R}^n$. (We note that this reformulation was also pointed out in [27, §3].) The equivalence follows immediately from the fact that

$$\min\{a, b\} = \min_{0 \leq \lambda \leq 1} (\lambda a + (1 - \lambda)b).$$

Nonlinear programming. When f_i are all smooth functions and **dom** f_0 is representable as the sublevel set of a smooth function, it is possible to use general nonlinear solvers to (approximately) solve (5).

Alternating minimization. Another possibility is to perform alternating minimization on x and λ in (5), since each respective minimization is a convex optimization problem. In alternating minimization, at iteration k , we solve (5) while fixing $\lambda = \lambda^{k-1}$, resulting

in x^k . We then solve (5) while fixing $x = x^k$, resulting in λ^k . It can be shown that

$$(\lambda^k)_i = \begin{cases} 1 & f_i(x^k) \leq \alpha_i \\ 0 & \text{otherwise,} \end{cases} \tag{6}$$

is a solution for minimization over λ with fixed $x = x^k$.

Inexact alternating minimization. Although alternating minimization often works well, we have found that inexact minimization over λ works better in practice. Instead of fully minimizing over λ , we instead compute the gradient of the objective with respect to λ ,

$$g_i = (\nabla_{\lambda} L(x^k, \lambda))_i = f_i(x^k) - \alpha_i.$$

We then perform a signed projected gradient step on λ with a fixed step size $\beta > 0$ (we have found $\beta = 0.2$ works well in practice, though a range of values all appear to work equally as well). This results in the update

$$\lambda^k = \Pi_{[0,1]^m}(\lambda^k - \beta \mathbf{sign}(g)),$$

where **sign** is applied elementwise to g , and $\Pi_{[0,1]^m}$ denotes the projection onto the unit box, given by

$$(\Pi_{[0,1]^m}(z))_i = \begin{cases} 1 & z_i \geq 1, \\ z_i & 0 < z_i < 1, \\ 0 & \text{otherwise.} \end{cases}$$

The final algorithm is described below in Algorithm 3.

Algorithm 3.1 *Inexact alternating minimization.*

given initial $\lambda^0 = (1/2)\mathbf{1}$, step size $\beta = 0.2$, and tolerance $\epsilon > 0$.

for $k = 1, \dots, n_{\text{iter}}$

1. *Minimize over x .* Set x^k to the solution of the problem

$$\text{minimize } f_0(x) + \sum_{i=1}^m \lambda_i^{k-1} f_i(x) + (1 - \lambda_i^{k-1})\alpha_i.$$

2. *Compute the gradient.* Set $g_i = f_i(x^k) - \alpha_i$.

2. *Update λ .* Set $\lambda^k = \Pi_{[0,1]^m}(\lambda^{k-1} - \beta \mathbf{sign}(g))$.

3. *Check stopping criterion.* Terminate if $\|\lambda^k - \lambda^{k-1}\|_1 \leq \epsilon$.

end for

Algorithm 3 is a descent algorithm in the sense that the objective function of (5) decreases after every iteration. It is also guaranteed to terminate in a finite amount of time, since there are a finite number of possible values of λ . We also note that alternating minimization can be thought of as a special case of Algorithm 3 where $\beta \geq 1$. In practice, we have found that Algorithm 3 often finds the global optimum in simple problems and appears to work well on more complicated cases. We use Algorithm 3 in our generic `cvxpy` implementation (see Sect. 5).

4 Perspective formulation

In this section we describe the perspective formulation of (1). (For more details on the perspective formulation and its applications to other problems, see, e.g., [7,8] and the references therein.) The perspective formulation is a mixed-integer convex program (MICP), for which specialized solvers with reasonable practical performance exist. The perspective formulation can also be used to compute a lower bound on the original objective by relaxing the integral constraints, as in [16], as well to obtain good initializations for any of the procedures described in Sect. 3.

Perspective. Following [19, §8], we define the perspective (or recession) of the closed convex function f with $0 \in \text{dom } f$ as¹

$$f^P(x, t) = \begin{cases} tf(x/t) & t > 0, \\ \lim_{\gamma \downarrow 0} \gamma f_0(x/\gamma) & t = 0, \\ +\infty & \text{otherwise,} \end{cases} \tag{7}$$

for $(x, t) \in \mathbf{R}^n \times \mathbf{R}_+$. We will use the fact that the resulting function f^P is jointly convex in x and t [2, §3.2.6].

Superlinearity assumption. If f is superlinear, i.e., if for all $x \in \mathbf{R}^n \setminus \{0\}$, we have

$$\lim_{t \rightarrow \infty} \frac{f(tx)}{t} = +\infty, \tag{8}$$

then

$$f^P(x, t) = \begin{cases} tf(x/t) & t > 0 \\ 0 & t = 0, x = 0, \\ +\infty & \text{otherwise,} \end{cases} \tag{9}$$

since the limit in (7) is equal to the limit in (8) unless $x = 0$.

There are many convex functions that satisfy this superlinearity property. Some examples are the sum of squares function and the indicator function of a compact convex set. Since we will make heavy use of property (9) in this section, we will assume that f_0 is superlinear for the remainder of this section. If f_0 is not superlinear, then it can be made superlinear by adding, e.g., a small positive multiple of the sum of squares function.

Conic representation of the perspective. We note that representing the epigraph of the perspective of a function is often simple if the function has a conic representation [6]. More specifically, if f has a conic representation

$$f(x) \leq v \iff Ax + bv + c \in \mathcal{K},$$

¹ If $0 \notin \text{dom } f$, replace $\gamma f_0(x/\gamma)$ with $\gamma f_0(y + x/\gamma)$ for any $y \in \text{dom } f$. See [19, Thm. 8.3] for more details.

for some closed convex cone \mathcal{K} , then the perspective of f has a conic representation given by

$$f^P(x, t) \leq v \iff Ax + bv + tc \in \mathcal{K}.$$

This fact allows us to use a conic representation of the perspective and avoid issues of non-differentiability and division-by-zero that we might encounter with direct numerical implementations of the perspective [16, §2].

Perspective formulation. We define the *perspective formulation* of (1) as the following MICP:

$$\begin{aligned} &\text{minimize } \sum_{i=1}^m f_i^P(z_i, t_i) + (1 - t_i)\alpha_i + \frac{1}{m} (f_0^P(z_i, t_i) + f_0^P(x - z_i, 1 - t_i)) \quad (10) \\ &\text{subject to } t \in \{0, 1\}^m, \end{aligned}$$

with variables $x, z_i \in \mathbf{R}^n$ for $i = 1, \dots, m$ and $t \in \mathbf{R}^m$. Any MICP solver that can handle the functions f_i^P for $i = 0, \dots, m$ can be used to solve (10).

Proof of equivalence. To show that (10) is equivalent to the original problem (1), first take (x, t, z_i) that are feasible for (10). Since t is Boolean, for each i we have $t_i = 0$ or $t_i = 1$. Since $f_0^P(z_i, t_i)$ must be finite (as this point is feasible), then $t_i = 0$ implies that $z_i = 0$ (due to (9)). Similarly, when $t_i = 1$ we must have $z_i = x$. Therefore the i th term in the sum becomes

$$t_i f_i(x) + (1 - t_i)\alpha_i + \frac{1}{m} f_0(x).$$

Summing over the index i yields that problem (10) is equivalent to

$$\begin{aligned} &\text{minimize } f_0(x) + \sum_{i=1}^m t_i f_i(x) + (1 - t_i)\alpha_i \quad (11) \\ &\text{subject to } t \in \{0, 1\}^m. \end{aligned}$$

Partially minimizing (11) over t , we find that x is a feasible point for (1) with the same objective value.

Now take x feasible for (1). Let

$$t_i = \begin{cases} 1 & f_i(x) \leq \alpha_i \\ 0 & \text{otherwise,} \end{cases} \quad i = 1, \dots, m,$$

and $z_i = t_i x$. Then (x, t, z_i) is feasible for (10) and has the same objective value, and the problems are equivalent.

Lower bound via relaxation. Since the perspective formulation is equivalent to the original problem, relaxing the Boolean constraint in (10) and solving the resulting

convex optimization problem

$$\begin{aligned} &\text{minimize} \quad \sum_{i=1}^m f_i^p(z_i, t_i) + (1 - t_i)\alpha_i + \frac{1}{m} (f_0^p(z_i, t_i) + f_0^p(x - z_i, 1 - t_i)) \quad (12) \\ &\text{subject to} \quad 0 \leq t \leq \mathbf{1}, \end{aligned}$$

with variables z_i, t , and x , yields a lower bound on the objective value of (1). That is, given any approximate solution of (1) with objective value p , the optimal value q^* of (12) yields a certificate guaranteeing that the approximate solution is suboptimal by at most $p - q^*$. Additionally, a solution of the relaxed problem can be used as an initial point for any of the heuristic methods described in Sect. 3.

Efficiently solving the relaxed problem. We note that (12) has $m + 1$ times as many variables as the original problem, so it is worth considering faster solution methods. To do so, we can convert the problem to *consensus form* [3, §7.1]; *i.e.*, we introduce additional variables $y_i \in \mathbf{R}^n$ for $i = 1, \dots, m$, and constrain $y_i = x$, resulting in the equivalent problem

$$\begin{aligned} &\text{minimize} \quad \sum_{i=1}^m f_i^p(z_i, t_i) + (1 - t_i)\alpha_i + \frac{1}{m} (f_0^p(z_i, t_i) + f_0^p(y_i - z_i, 1 - t_i)) \quad (13) \\ &\text{subject to} \quad y_i = x, \quad i = 1, \dots, m, \\ &\quad \quad \quad 0 \leq t \leq \mathbf{1}. \end{aligned}$$

Since the objective is separable in (y_i, z_i, t_i) over i , there exist many efficient distributed algorithms for solving this problem, *e.g.*, the alternating direction method of multipliers (ADMM) [3–5].

5 Implementation

Our Python package `sccf` approximately solves generic problems of the form (1) provided all f_i can be represented as valid `cvxpy` expressions and constraints. It is available at:

<https://www.github.com/cvxgrp/sccf>.

We provide a method `sccf.minimum`, which can be applied to a `cvxpy` Expression and a scalar to create a `sccf.MinExpression`. The user then forms an objective as a sum of `sccf.MinExpressions`, passes this objective and (possibly) constraints to a `sccf.Problem` object, and then calls the `solve` method, which implements Algorithm 3. We take advantage of the fact that the only parameter changing between problems is λ by caching the canonicalization procedure [1]. Here is an example of using `sccf` to solve a clipped least squares problem:

```
import cvxpy as cp
import sccf
```

```

A, b = get_data(m, n)

x = cp.Variable(n)
objective = 0.0
for i in range(m):
    objective += sccf.minimum(cp.square(A[i]@x - b[i]), 1.0)
    objective += 0.01 * cp.sum_squares(x)

prob = sccf.Problem(objective)
prob.solve()

```

6 Examples

All experiments were conducted on a single core of an Intel i7-8700K CPU clocked at 3.7 GHz. In all examples, we used Algorithm 3 with the step size $\beta = 0.2$. However, we found the results to be the same for a wide range of β s, *e.g.*, $\beta = 0.01$ and $\beta = 1$ (alternating minimization). In some of the examples, we also compared our method to L-BFGS [14], and found the resulting objective values to be the same. (Sweeping over random seeds, we found that the objective values were the same in almost every case, and in only a few cases one was better than the other.) We can conclude that any of the methods described in Sect. 3 are suitable for approximately minimizing a sum of clipped convex functions, and that other considerations, *e.g.*, space or time complexity, implementation difficulty, and differentiability of the functions involved (*e.g.*, L-BFGS would not work with the ℓ_1 norm), should be considered when selecting a method to use in practice.

6.1 Clipped regression

In this example we compare clipped regression (Sect. 2.1) with standard linear regression and Huber regression [9] (a well known technique for robust regression) on a one-dimensional dataset with outliers. We generated data by sampling 20 data points (x_i, y_i) according to

$$x_i \sim \mathcal{N}(0, 1), \quad y_i = x_i + (0.1)z_i, \quad z_i \sim \mathcal{N}(0, 1), \quad i = 1, \dots, 20.$$

We introduced outliers in our data by flipping the sign of y_i for 5 random data points. The problems all have the form

$$\text{minimize } L(\theta) = \sum_{i=1}^{20} \phi(x_i\theta - y_i) + (0.1)\theta^2, \quad (14)$$

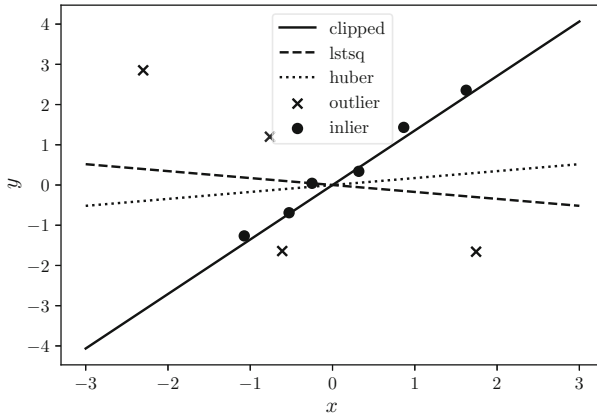


Fig. 1 Clipped regression, linear regression, and Huber regression on a one-dimensional dataset with outliers. The outliers affect the linear regression and Huber regression models, while the clipped regression model appears to be minimally affected

where $\phi : \mathbf{R} \rightarrow \mathbf{R}$ is a penalty function. In clipped regression, $\phi(z) = \min\{z^2, 0.5\}$. In linear regression, $\phi(z) = z^2$. In Huber regression,

$$\phi_M(z) = \begin{cases} z^2 & |z| \leq M, \\ M(2|z| - M) & \text{otherwise,} \end{cases}$$

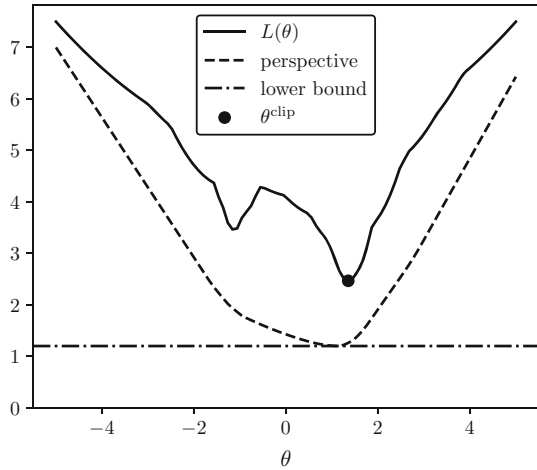
where $M > 0$ is a parameter (we use $M = 1/2$, though we get similar results for other values).

Let θ^{clip} be the clipped regression model; we deem points where $(x_i\theta^{\text{clip}} - y_i)^2 \geq 0.5$ as outliers and the remaining points as inliers. In Fig. 1 we visualize the data points and the resulting models along with the outliers/inliers identified by the clipped regression model. In this figure, the clipped regression model clearly outperforms the linear and Huber regression models since it is able to fully ignore the outliers. Algorithm 3 terminated in 0.13 s and took 8 iterations on this instance.

Lower bound. The relaxed version of the perspective formulation (12) can be used to efficiently find a lower bound on the objective value for the clipped version of (14). The objective value of (14) for clipped regression was 2.46, while the lower bound we calculated was 1.20, meaning our approximate solution is suboptimal by at most 51%.

In Fig. 2 we plot the clipped objective (14) for various values of θ ; note that the function is highly nonconvex and that θ^{clip} is the (global) solution. We also plot the objective of the perspective relaxation as a function of θ , found by partially minimizing (12) over z_i and t ; note that the function is indeed convex and a surprisingly good approximation of the true convex envelope. We note that the minimum of the perspective relaxation and the true minimum are surprisingly close, leading us to believe that the solution to the perspective relaxation could be a good initialization for heuristic methods.

Fig. 2 The clipped regression loss and its perspective relaxation



6.2 Clipped logistic regression

In this example we apply clipped logistic regression (Sect. 2.1) to a dataset with outliers. We generated data by sampling 1000 data points (x_i, y_i) from a mixture of two Gaussian distributions in \mathbf{R}^5 . We randomly partitioned the data into 100 training data points and 900 test data points and introduced outliers by flipping the sign of y_i for 20 random training data points.

We (approximately) solved the *clipped logistic regression* problem

$$\text{minimize } \frac{1}{1000} \sum_{i=1}^{1000} \min\{\log(1 + e^{-y_i(x_i^T \theta + b)}), \alpha\} + (0.1)\|\theta\|_2^2,$$

with variables θ and b , for various values of $\alpha \in [10^{-1}, 10^1]$. We also solved the problem for $\alpha = +\infty$, *i.e.*, the *standard logistic regression problem*. Over the α values we tried, on average, Algorithm 3 took 6.37 s and terminated in 9.64 iterations.

Figure 3 displays the test loss and fraction of outliers over the range of values of α we approximately minimized. Figure 4 shows the trajectory of the entries of λ during each step of the execution of Algorithm 3 for the α with the highest test accuracy, while Fig. 5 plots the histogram of the logistic loss for each of the available data points for this same α .

6.3 Lane changing

In this example, we consider a control problem where a vehicle traveling down a road at a fixed speed must avoid obstacles, stay in one of two lanes, and provide a comfortable ride. We let $x_t \in \mathbf{R}$ denote the lateral position of the vehicle at time $t = 0, \dots, T$ (T is the time horizon). The obstacle avoidance constraints are given as vectors $x^{\min}, x^{\max} \in \mathbf{R}^T$ that represent lower and upper bounds on x_t at time t .

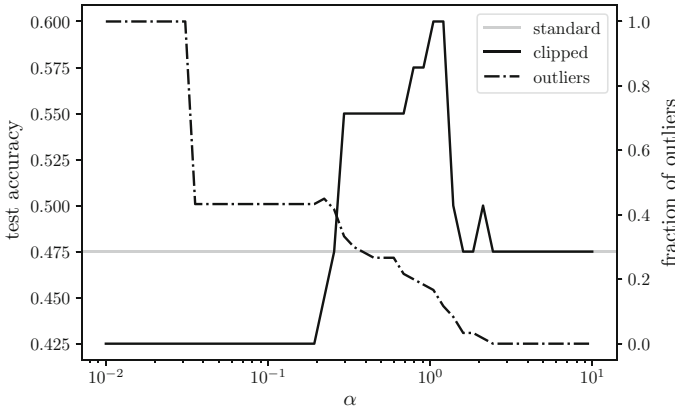
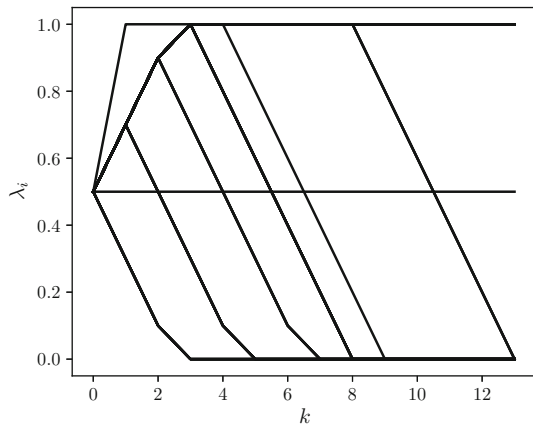


Fig. 3 Test accuracy of clipped logistic regression (solid), test accuracy of standard logistic regression (gray), and fraction of outliers (dotted dashed) for varying clip values α . Note that the fraction of detected outliers goes down as α goes up. Between roughly $\alpha = 10^{-5}$ and $\alpha = 10^{0.05}$, the test accuracy of clipped logistic regression is higher than standard logistic regression. Clipped logistic regression converges to standard logistic regression as $\alpha \rightarrow \infty$

Fig. 4 A plot of λ throughout the course of Algorithm 3 for the clipped logistic regression example. Note that at some of the iterations (e.g., $k = 1, 2$, or 3), the gradient of the loss with respect to a certain λ_i changes sign, causing λ_i to be updated in the opposite direction



We can split the objective into the sum of two functions described below.

- *Lane cost.* Suppose the two lanes are centered at $x = -1$ and $x = 1$. The lane cost is given by

$$g^{\text{lane}}(x) = \sum_{t=0}^T \min\{(x_t - 1)^2, 1\} + \min\{(x_t + 1)^2, 1\}.$$

The lane cost incentivizes the vehicle to be in the center of one of the two lanes, and is evidently a sum of clipped convex functions.

- *Comfort cost.* The comfort cost is given by

$$g^{\text{comfort}}(x) = \rho_1 \|Dx\|_2^2 + \rho_2 \|D^2x\|_2^2 + \rho_3 \|D^3x\|_2^2.$$

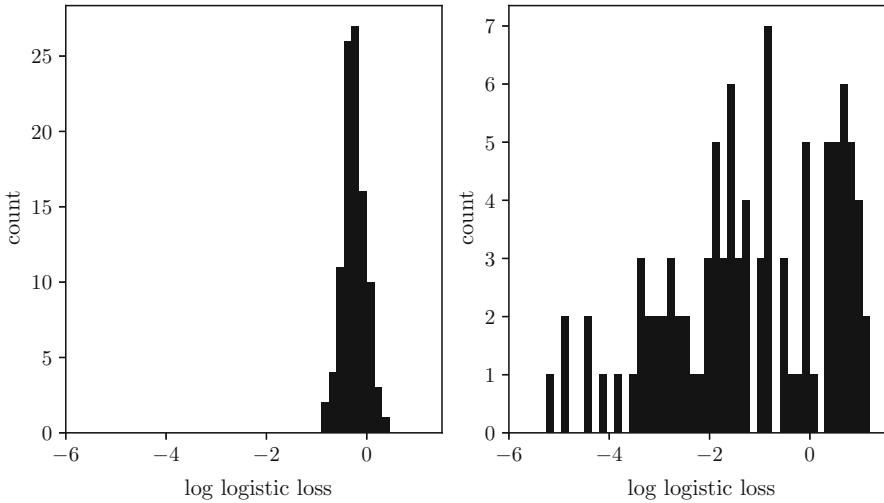


Fig. 5 Left: histogram of log logistic loss for each data point in standard logistic regression; right: histogram of log logistic loss for each data point in clipped logistic regression. Note that standard logistic regression attempts to make the loss small for all data points, while its clipped counterpart allows the loss to be high for some of the data points

where D is the difference operator and $\rho_1, \rho_2, \rho_3 > 0$ are weights to be chosen. The comfort cost is a weighted sum of the squared lateral velocity, acceleration, and jerk.

To find the optimal lateral trajectory we solve the problem

$$\begin{aligned}
 &\text{minimize } g^{\text{lane}}(x) + g^{\text{comfort}}(x) \\
 &\text{subject to } x_0 = x^{\text{start}}, \quad x_T = x^{\text{end}}, \\
 &\quad \quad \quad x^{\text{min}} \leq x \leq x^{\text{max}},
 \end{aligned} \tag{15}$$

where $x^{\text{start}}, x^{\text{end}} \in \mathbf{R}$ are given starting and ending points of the trajectory.

Numerical example. We use $T = 100, \rho_1 = 10, \rho_2 = 1, \rho_3 = .1, x^{\text{start}} = 1,$ and $x^{\text{end}} = -1$. In Fig. 6 we show the trajectory resulting from an approximate solution to (15) with three obstacles. For this example, Algorithm 3 terminated in 1.2 s and

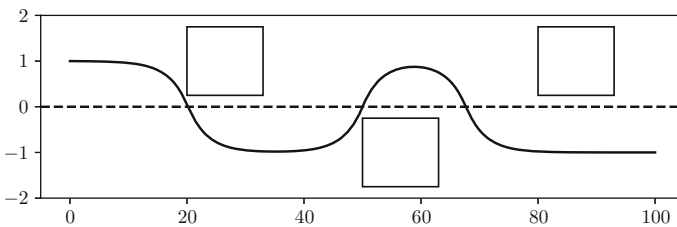


Fig. 6 Trajectory of a vehicle looking to avoid obstacles (represented by boxes) while optimizing for comfort and lane position

took 4 iterations. We are able to find a comfortable trajectory that avoid the obstacles and spends as little time as possible in between the lanes.

Lower bound. Using the relaxed version of the perspective formulation (12), we can compute a lower bound on the objective value of the clipped control problem (15). We found a lower bound value of around 103.55, while the approximate solution we found had an objective value of 119.07, indicating that our approximate solution is no more than 15% suboptimal.

Acknowledgements S. Barratt is supported by the National Science Foundation Graduate Research Fellowship under Grant No. DGE-1656518.

Compliance with ethical standards

Conflicts of interest The authors declare that they have no conflict of interest.

Appendix A: Difference of convex formulation

In this section we make the observation that (1) can be expressed as a difference of convex (DC) programming problem.

Let $h_i(x) = \max(f_i(x) - \alpha_i, 0)$. This (convex) function measures how far $f_i(x)$ is above α_i . We can express the i th term in the sum as

$$\min\{f_i(x), \alpha_i\} = f_i(x) - h_i(x),$$

since when $f_i(x) \leq \alpha_i$, we have $h_i(x) = 0$, and when $f_i(x) > \alpha_i$, we have $h_i(x) = f_i(x) - \alpha_i$. Since f_i and h_i are convex, (1) can be expressed as the DC programming problem

$$\text{minimize } f_0(x) + \sum_{i=1}^m f_i(x) - \sum_{i=1}^m h_i(x), \tag{16}$$

with variable x . We can apply then well-known algorithms like the convex-concave procedure [24,28] to (approximately) solve (16).

Appendix B: Minimal convex extension

If we replace each f_i with any function \tilde{f}_i such that $\tilde{f}_i(x) = f_i(x)$ when $f_i(x) \leq \alpha_i$, we get an equivalent problem. One such \tilde{f}_i is the *minimal convex extension* of f_i , which is given by

$$\tilde{f}_i(x) := \sup\{f_i(z) + g^T(x - z) \mid g \in \partial f_i(z), f_i(z) \leq \alpha_i, z \in \mathbf{R}^n\}.$$

In general, the minimal convex extension of a function is often hard to compute, but it can be represented analytically in some (important) special cases. For example, if

$f_i(x) = (a^T x - b)^2$, the minimal convex extension is the Huber penalty function, or

$$\tilde{f}_i(x) = \begin{cases} (a^T x - b)^2 & |a^T x - b| \leq \alpha_i, \\ \alpha_i(2|a^T x - b| - \alpha_i) & \text{otherwise.} \end{cases}$$

Using the minimal convex extension leads to an equivalent problem, but, depending on the algorithm, replacing f_i with \tilde{f}_i can lead to better numerical performance.

References

1. Agrawal, A., Amos, B., Barratt, S., Boyd, S., Diamond, S., Kolter, J.Z.: Differentiable convex optimization layers. In: *Advances in Neural Information Processing Systems*, pp. 9558–9570 (2019)
2. Boyd, S., Vandenberghe, L.: *Convex Optimization*. Cambridge University Press, Cambridge (2004)
3. Boyd, S., Parikh, N., Chu, E., Peleato, B., Eckstein, J.: Distributed optimization and statistical learning via the alternating direction method of multipliers. *Found. Trends Mach. Learn.* **3**(1), 1–122 (2011)
4. Gabay, D., Mercier, B.: A dual algorithm for the solution of nonlinear variational problems via finite element approximation. *Comput. Math. Appl.* **2**(1), 17–40 (1976)
5. Glowinski, R., Marroco, A.: Sur l'approximation, par éléments finis d'ordre un, et la résolution, par pénalisation-dualité d'une classe de problèmes de dirichlet non linéaires. *ESAIM: Math. Model. Numer. Anal.* **9**(R2), 41–76 (1975)
6. Grant, M., Boyd, S.: Graph implementations for non smooth convex programs. In: *Recent Advances in Learning and Control*, pp. 95–110. Springer, London (2008)
7. Günlük, O., Linderoth, J.: Perspective reformulations of mixed integer nonlinear programs with indicator variables. *Math. Program.* **124**(1–2), 183–205 (2010)
8. Günlük, O., Linderoth, J.: Perspective reformulation and applications. In: *Mixed Integer Nonlinear Programming*, pp. 61–89. Springer, New York (2012)
9. Huber, P.: Robust regression: asymptotics, conjectures and monte carlo. *Ann. Stat.* **1**(5), 799–821 (1973)
10. Huber, P., Ronchetti, E.: *Robust Statistics*. Wiley, London (2009)
11. Karp, R.: Reducibility among combinatorial problems. In: *Complexity of Computer Computations*. Springer, Boston (1972)
12. Lan, G., Hou, C., Yi, D.: Robust feature selection via simultaneous capped ℓ_2 -norm and $\ell_2, 1$ -norm minimization. In: *IEEE International Conference on Big Data Analysis*, pp. 1–5 (2016)
13. Lipp, T., Boyd, S.: Variations and extension of the convex-concave procedure. *Optim. Eng.* **17**(2), 263–287 (2016)
14. Liu, D., Nocedal, J.: On the limited memory BFGS method for large scale optimization. *Math. Program.* **45**(1–3), 503–528 (1989)
15. Liu, T., Jiang, H.: Minimizing sum of truncated convex functions and its applications. *J. Comput. Graph. Stat.* **28**(1), 1–10 (2019)
16. Moehle, N., Boyd, S.: A perspective-based convex relaxation for switched-affine optimal control. *Syst. Control Lett.* **86**, 34–40 (2015)
17. Ong, C., An, L.: Learning sparse classifiers with difference of convex functions algorithms. *Optim. Methods Softw.* **28**(4), 830–854 (2013)
18. Portilla, J., Tristan-Vega, A., Selesnick, I.: Efficient and robust image restoration using multiple-feature ℓ_2 -relaxed sparse analysis priors. *IEEE Trans. Image Process.* **24**(12), 5046–5059 (2015)
19. Rockafellar, T.: *Convex Anal.* Princeton University Press, Princeton (1970)
20. Safari, A.: An e-E-insensitive support vector regression machine. *Comput. Stat.* **29**(6), 1447–1468 (2014)
21. She, Y., Owen, A.: Outlier detection using nonconvex penalized regression. *J. Am. Stat. Assoc.* **106**(494), 626–639 (2011)
22. Sun, Q., Xiang, S., Ye, J.: Robust principal component analysis via capped norms. In: *Proceedings of the 19th ACM SIGKDD international conference on Knowledge discovery and data mining*, pp. 311–319. (2013)

23. Suzumura, S., Ogawa, K., Sugiyama, M., Takeuchi, I.: Outlier path: A homotopy algorithm for robust SVM. In: International Conference on Machine Learning, pp. 1098–1106 (2014)
24. Tao, P., An, L.: Convex analysis approach to DC programming: Theory, algorithms and applications. *Acta Math. Vietnam.* **22**(1), 289–355 (1997)
25. Torr, P., Zisserman, A.: Robust computation and parametrization of multiple view relations. In: Sixth International Conference on Computer Vision , pp. 727–732 (1998)
26. Xu, G., Hu, B.G., Principe, J.: Robust C-loss kernel classifiers. *IEEE Trans. Neural Netw. Learn. Syst.* **29**(3), 510–522 (2016)
27. Yu, Y.I., Yang, M., Xu, L., White, M., Schuurmans, D.: Relaxed clipping: A global training method for robust regression and classification. In: Advances in Neural Information Processing Systems, pp. 2532–2540 (2010)
28. Yuille, A., Rangarajan, A.: The concave-convex procedure. *Neural Comput.* **15**(4), 915–936 (2003)
29. Zhang, T.: Multi-stage convex relaxation for learning with sparse regularization. In: Advances in Neural Information Processing Systems, pp. 1929–1936 (2009)
30. Zhang, T.: Analysis of multi-stage convex relaxation for sparse regularization. *J. Mach. Learn. Res.* **11**(Mar), 1081–1107 (2010)

Publisher's Note Springer Nature remains neutral with regard to jurisdictional claims in published maps and institutional affiliations.