

Eco-Evolutionary Buffering: Rapid Evolution Facilitates Regional Species Coexistence despite Local Priority Effects

Meike J. Wittmann^{1,2,*} and Tadashi Fukami¹

1. Department of Biology, Stanford University, Stanford, California 94305; 2. Faculty of Mathematics, University of Vienna, 1090 Vienna, Austria; and Faculty of Biology, Bielefeld University, 33615 Bielefeld, Germany

Submitted July 3, 2017; Accepted November 22, 2017; Electronically published March 23, 2018

Online enhancements: appendix, supplemental material.

ABSTRACT: Inhibitory priority effects, in which early-arriving species exclude competing species from local communities, are thought to enhance regional species diversity via community divergence. Theory suggests, however, that these same priority effects make it difficult for species to coexist in the region unless individuals are continuously supplied from an external species pool, often an unrealistic assumption. Here we develop an eco-evolutionary hypothesis to solve this conundrum. We build a metacommunity model in which local priority effects occur between two species via interspecific interference. Within each species there are two genotypes: one is more resistant to interspecific interference than the other but pays a fitness cost for its resistance. Because of this trade-off, species evolve to become less resistant as they become regionally more common. Rare species can then invade some local patches and consequently recover in regional frequency. This “eco-evolutionary buffering” enables the regional coexistence of species despite local priority effects, even in the absence of immigration from an external species pool. Our model predicts that eco-evolutionary buffering is particularly effective when local communities are small and connected by infrequent dispersal.

Keywords: priority effect, metacommunity, eco-evolutionary dynamics, competition, coexistence, species pool.

Introduction

There is now ample evidence that the effects that species exert on one another in a local habitat patch often depend on the order and initial abundance in which species arrive (Sutherland 1974; Drake 1991; Chase 2003). Known as priority effects (Slatkin 1974), such historical contingency in local community assembly is increasingly recognized as a major factor influencing species diversity (Fukami 2015). Specifically, recent research has suggested that local priority effects can enhance beta diversity, that is, the variation in

species composition among local communities, by driving communities onto divergent successional trajectories (e.g., Chase 2010; Martin and Wilsey 2012; Fukami and Nakajima 2013; Vannette and Fukami 2017).

For local priority effects to occur, patches must receive immigrants belonging to multiple species. This requirement can be easily met under the assumption that there is an external species pool. That is, immigrants entering local patches are drawn from a regional pool whose species composition is static and is not influenced by local community dynamics, as assumed by the classical theory of island biogeography (MacArthur and Wilson 1967). However, at large spatial and temporal scales, the regional pool consists of immigrants originating from other local patches (Mittelbach and Schemske 2015). In other words, the regional pool is not external but internal (*sensu* Fukami 2005, 2015), as depicted by the metacommunity concept (Leibold et al. 2004). To explain species diversity at these large scales, it is therefore necessary to understand how a diverse species pool can be maintained as a collective result of local community dynamics. This task is challenging when species engage in inhibitory priority effects, in which species that are initially common hinder colonization by competing species, a form of positive frequency dependence (Shurin et al. 2004). In many cases, species are likely to arrive at a newly created or disturbed patch in proportion to their regional abundances within the metacommunity. This correspondence between regional frequency and arrival probability can eventually result in regional extinction of all but one species (Taneyhill 2000; Shurin et al. 2004).

Thus, to maintain both local priority effects and a diverse regional pool of species, there has to be a mechanism that buffers species from regional extinction. Shurin et al. (2004) suggested that spatial environmental heterogeneity could be one such mechanism. In their model, patches differ in the relative rates of the supply of two essential resources. Two species could then engage in priority effects in patches with relatively balanced resource supply rates, whereas they ex-

* Corresponding author; e-mail: meike.wittmann@uni-bielefeld.de.

ORCID: Fukami, <http://orcid.org/0000-0001-5654-4785>.

Am. Nat. 2018. Vol. 191, pp. E000–E000. © 2018 by The University of Chicago. 0003-0147/2018/19106-57806\$15.00. All rights reserved.
DOI: 10.1086/697187

clude each other independently of initial composition in patches having more extreme supply rates. The extreme patches serve as refuges from which species can continue to disperse into patches where priority effects occur. In this sense, spatial refuges play a role qualitatively identical to that of an external species pool.

In this article, we build a simple metacommunity model to suggest a new mechanism for the regional coexistence of species engaged in local inhibitory priority effects. The mechanism, which we call “eco-evolutionary buffering,” involves rapid evolution (*sensu* Hairston et al. 2005) of traits that determine how species interact. Previous studies of priority effects often assumed fixed species traits, but growing evidence suggests that traits often evolve at rates comparable to that of ecological population dynamics (Thompson 1998; Schoener 2011), which can then affect priority effects (Urban and De Meester 2009; Knope et al. 2012). For example, Urban and De Meester (2009) predicted that, given spatial environmental heterogeneity, rapid evolution would strengthen inhibitory priority effects, making local species coexistence difficult. In contrast, Lankau (2009) and Vasseur et al. (2011) suggested that rapid evolution along a trade-off between intra- and interspecific competitive ability would facilitate local species coexistence. Here we ask whether a similar mechanism can maintain regional diversity in a metacommunity with local inhibitory priority effects.

Empirical Motivation

In this study, we focus on inhibitory priority effects via interspecific interference, of which there are many empirical examples in microbes, animals, and plants. Microbes inhabiting floral nectar, for example, appear to change the chemical properties of nectar in a way that makes it harder for other, late-arriving species to colonize (Peay et al. 2012; Vannette et al. 2013). This type of self-serving habitat modification causes inhibitory priority effects. Similarly, in marine soft-bottom sediments, ghost shrimps and bivalves each modify grain size and oxygen content, and each group thrives better in its self-modified environment (Peterson 1984; Knowlton 2004), another case of inhibitory priority effects via interference. In plant communities, local positive feedbacks have been found to operate in some landscapes with interspersed patches of forest and heathland, mediated in this case by fire frequency and nutrient cycling (Petraitis and Latham 1999; Odion et al. 2010). More generally, many species of microbes and plants engage in “chemical warfare” with their competitors, causing inhibitory priority effects by interference.

In most of these cases, the producing organisms have resistance to their own chemicals. Some bacteria, for example, produce bacteriocins, compounds that inhibit or kill closely related strains or species but do not affect the producing

strain itself (Riley 1998). Many plants, including invasive species, produce allelopathic chemicals that harm heterospecific individuals more than conspecifics (Bais et al. 2003; Callaway and Ridenour 2004). Priority effects can also be caused by direct interference between heterospecific individuals. For example, some species of bacteria use contact-dependent growth inhibition (Ruhe et al. 2013), such as the so-called type VI secretion system, to inject toxic proteins directly into the cells of neighboring individuals, with bacteria generally resistant to the toxins produced by their own strain (Borenstein et al. 2015).

Empirical evidence also suggests that traits involved in inhibitory priority effects often evolve rapidly along a trade-off with other aspects of fitness. For example, rapidly evolving microbial resistance to bacteriocins or antibiotics often comes at a cost such as reduced growth rate (Riley 1998), reduced competitive ability (Gagneux et al. 2006), or “collateral sensitivity” to other types of antimicrobials (Pál et al. 2015). Similarly, in some plants, such as species of *Brassica*, both allelotoxin production and growth rate can evolve rapidly but along a trade-off between the two traits (Lankau 2008, 2011; Lankau et al. 2009).

Model Overview and Basic Assumptions

Inspired by these empirical examples, we build a simple two-species metacommunity model with interspecific interference, which may arise, for example, via production of toxins that are harmful to members of the other species but not to conspecifics. We consider a landscape that contains so many patches that the regional dynamics are deterministic even if the local dynamics are stochastic. Each patch has space for k individuals ($k \geq 2$) and is always fully occupied. Generations are discrete and nonoverlapping.

Interference occurs only among individuals living in the same patch in the same generation. Therefore, an individual’s fitness depends only on the current composition of the local patch community. There are no legacy effects, for example, of toxins produced by previous generations. This is realistic for direct interference and also for many types of habitat modification, for example, for toxins that rapidly decay or diffuse.

On the basis of the empirical examples discussed above, changes in the composition of the metacommunity might lead to evolutionary change in the strength of interference effects on other species or in the resistance to interference from other species. In this study, we focus on the second possibility. We assume that all individuals have the same strength of interference, for example, the same rate of toxin production, but differ in their sensitivity to heterospecific interference. Specifically, in each species, there are two types, one that is sensitive to interference by the other species and one that is completely or partially resistant but pays a

cost c for this resistance. In a patch where the other species has frequency q , sensitive individuals of the focal species have relative fitness $1 - d_s \cdot q$, where d_s is a damage parameter for sensitive individuals, and resistant individuals have fitness $1 - c - d_r \cdot q$, where $d_r < d_s$ is the damage parameter for partially resistant individuals. With $d_r = 0$, we have full resistance. Resistance evolves according to a haploid single-locus model with a mutation probability u per individual per generation. That is, with probability u an offspring of a resistant individual is sensitive, and vice versa.

Assuming that resistance is costly (i.e., $c > 0$), sensitive individuals are favored if the other species is absent in the patch or at low frequency. In addition, we constrain the parameters such that (partially) resistant individuals are favored when the other species has a high local frequency. This is the case if

$$c < (d_s - d_r) \cdot \frac{k - 1}{k}, \tag{1}$$

that is, if the costs of resistance are small enough to make it worthwhile to invest in resistance when surrounded by heterospecific individuals.

Our goal is to explore whether ecologically similar species engaged in local interference can coexist as a result of rapid evolution alone, in the absence of other coexistence mechanisms. We therefore assume that parameters are identical across patches. Thus, there is no spatial environmental heterogeneity relevant to the coexistence of the species.

We consider first a model in which there is global dispersal in every generation (no dispersal limitation) and then a model with dispersal limitation. The first model serves to explore the coexistence mechanism in its simplest form. The second model serves to demonstrate that this coexistence mechanism still operates under dispersal limitation and that metacommunities at an eco-evolutionary equilibrium can exhibit priority effects.

Model with Global Dispersal

In this model version, all offspring produced in one generation are combined in a regional disperser pool. This regional pool is internal rather than external (*sensu* Fukami 2005), because its composition depends entirely on the cumulative local dynamics in the metacommunity. At the end of each generation, there is a disturbance event eliminating all local communities. At the beginning of the next generation, the patches are then recolonized according to the frequencies of the four types (two species, each with a sensitive and a resistant type) in the regional pool. Specifically, we assume that every spot in a patch is independently assigned to one of the four types, such that local patch compositions follow a multinomial distribution. After recolonization, the individuals within a patch interact and then produce off-

spring according to the fitness values given above. Finally, the combined offspring from all patches make up the new regional disperser pool, thereby closing the life cycle.

Since we assume that the number of patches is very large, the metacommunity dynamics are fully specified by a deterministic model linking the frequencies of the four types in the regional disperser pool in successive generations. Let $p_{1,r,t}$ and $p_{1,s,t}$ be the regional frequencies of resistant and sensitive individuals, respectively, of species 1 at time t , and analogously for $p_{2,r,t}$ and $p_{2,s,t}$. We have $p_{1,r,t} + p_{1,s,t} + p_{2,r,t} + p_{2,s,t} = 1$. We assume that all patches contribute equally to the regional pool, for example, because there is a fixed amount of resources in a patch. Thus, an individual's contribution to the regional pool is its fitness divided by the summed fitnesses of all individuals in the patch. Such a selection regime is called "soft selection." An alternative "hard-selection" scenario, where individuals contribute to the regional pool directly in proportion to their fitness values, that is, independently of their patch neighbors, is explored in "Modified Model with Hard Selection" (appendix is available online).

Invasion Criteria

If each species, when rare, can invade a landscape dominated by the other species, we can expect stable species coexistence. We now check whether and under what conditions this "mutual-invasibility" condition is fulfilled in our interference model. First, note that when one species is absent in the landscape, the sensitive type will be favored in the "resident" species. Without mutations ($u = 0$), the resistant type would become extinct; with mutations, it will be maintained at a small equilibrium frequency p_r^* (mutation-selection balance).

For the rare species to increase in frequency, its members must have, on average, a higher fitness than their patch coinhabitants. We first assume that the mutation rate is negligible. All individuals of the resident species are then sensitive. Therefore, members of the incoming rare species always share their patch with $k - 1$ sensitive resident individuals, who are now exposed to interference by one heterospecific individual and therefore have fitness $1 - d_s/k$. Sensitive individuals of the incoming species have fitness $1 - d_s(k - 1)/k$, which is always smaller. Therefore, the sensitive type of the rare species cannot increase in frequency. Resistant individuals of the incoming species have fitness $1 - c - d_r(k - 1)/k$, which is larger than the resident fitness if

$$k < \frac{d_s + d_r}{c + d_r} \Leftrightarrow c < \frac{d_s - d_r(k - 1)}{k} \Leftrightarrow d_r < \frac{d_s - kc}{k - 1} \tag{2}$$

$$\Leftrightarrow d_s > kc + d_r(k - 1).$$

Thus, for appropriate parameter combinations there is mutual invasibility, and the two species will coexist regionally even if they interfere with each other locally. The conditions in equation (2) suggest that this “eco-evolutionary buffering” would be facilitated by small local patch sizes, a cheap and efficient resistance mechanism, and a high interference damage in sensitive individuals. Note that the condition for the cost of resistance, c , is stronger than the trade-off assumption (eq. [1]). The exact invasion criteria with $u > 0$ can be computed numerically (see “Invasibility Conditions with a Resident Species at Mutation-Selection Balance” in the appendix). For small u , equation (2) gives good approximations (fig. A1, available online).

Mutual invasibility requires genetic variation within species, that is, the existence of both sensitive and resistant types. To see this, consider a modified model with only one type per species. We can even allow the species to differ in their trait values such that, in a patch where species 1 has frequency p and species 2 frequency q , members of species 1 have fitness $1 - c_1 - d_1q$ and members of species 2 have fitness $1 - c_2 - d_2p$. For mutual invasibility, we need

$$1 - c_2 - \frac{d_2 \cdot (k - 1)}{k} > 1 - c_1 - \frac{d_1}{k} \quad (3)$$

and

$$1 - c_1 - \frac{d_1 \cdot (k - 1)}{k} > 1 - c_2 - \frac{d_2}{k}. \quad (4)$$

Summing inequalities (3) and (4) and simplifying, we obtain the condition $k < 2$, which violates our additional assumption that $k \geq 2$. Hence, mutual invasibility between monomorphic species in this model is not possible.

Dynamics

While the above analysis tells us the conditions under which a regionally rare species can invade the landscape, it does not tell us how species will coexist and whether there are stable or unstable internal equilibria. To find out, we need to derive equations for the change in type frequencies over time. These equations will also allow us to explore whether a species that cannot invade when rare might be able to survive when it starts at higher initial frequency.

To derive the model equations under soft selection, we need to account for the contributions that patches of various composition make to the regional pool. We say that a patch has configuration (i, j, m, n) if there are i species-1 resistant individuals, j species-1 sensitive individuals, m species-2 resistant individuals, and n species-2 sensitive individuals. Let $f_{(i,j,m,n),t}$ be the proportion of local patches with configuration (i, j, m, n) in generation t . Under the multinomial distribution,

$$f_{(i,j,m,n),t} = \frac{k!}{i!j!m!n!} P_{1,r,t}^i P_{1,s,t}^j P_{2,r,t}^m P_{2,s,t}^n. \quad (5)$$

Offspring sent out by patches of the type (i, j, m, n) contain the four types in the following proportions:

$$\frac{c_{1,r,i,j,m,n}}{c_{\text{total},i,j,m,n}} = \frac{(1 - u) \cdot i \cdot [1 - c - d_r(m + n)/k] + u \cdot j \cdot [1 - d_s(m + n)/k]}{c_{\text{total},i,j,m,n}}, \quad (6)$$

$$\frac{c_{1,s,i,j,m,n}}{c_{\text{total},i,j,m,n}} = \frac{(1 - u) \cdot j \cdot [1 - d_s(m + n)/k] + u \cdot i \cdot [1 - c - d_r(m + n)/k]}{c_{\text{total},i,j,m,n}}, \quad (7)$$

$$\frac{c_{2,r,i,j,m,n}}{c_{\text{total},i,j,m,n}} = \frac{(1 - u) \cdot m \cdot [1 - c - d_r(i + j)/k] + u \cdot n \cdot [1 - d_s(i + j)/k]}{c_{\text{total},i,j,m,n}}, \quad (8)$$

$$\frac{c_{2,s,i,j,m,n}}{c_{\text{total},i,j,m,n}} = \frac{(1 - u) \cdot n \cdot [1 - d_s(i + j)/k] + u \cdot m \cdot [1 - c - d_r(i + j)/k]}{c_{\text{total},i,j,m,n}}, \quad (9)$$

where $c_{\text{total},i,j,m,n}$ is the sum of the numerators of equations (6)–(9), ensuring that the contributions of the four genotypes sum to 1. The new frequencies in the regional pool are then

$$p_{1,r,t+1} = \sum_{i,j,m,n} f_{(i,j,m,n),t} \cdot c_{1,r,i,j,m,n}, \quad (10)$$

$$p_{1,s,t+1} = \sum_{i,j,m,n} f_{(i,j,m,n),t} \cdot c_{1,s,i,j,m,n}, \quad (11)$$

and analogously for species 2. Note that $\sum_{i,j,m,n}$ denotes a sum over all possible patch configurations, that is, all possible combinations of i, j, m, n , such that $i + j + m + n = k$. We now numerically iterate these equations to study the model with global dispersal in more detail.

Critical Frequencies

To derive the invasion criteria in equation (2), we assumed that the incoming species is so rare that its members always have a local abundance of 1. With a higher initial frequency, members of the incoming species may sometimes find themselves in a patch with one or more of their conspecifics and fewer heterospecific individuals and thus suffer less from interference. Therefore, we conjecture that a rare species may be able to invade if it starts above a certain critical frequency, even if it cannot invade from very low frequency. This would be an example of an Allee effect, specifically a strong demographic Allee effect, where the average per capita growth rate is negative at low population density and increases with increasing density (Taylor and Hastings 2005).

To determine the critical frequency for a given parameter combination, we first let the frequencies of the two types in

the resident population settle into mutation-selection balance. We then introduce the resistant type of the incoming species at larger and larger initial frequencies. The critical frequency is the smallest of our testing frequencies for which the incoming species increases in frequency over one generation.

As expected, the critical frequency is 0 for all parameters fulfilling the mutual-invasibility condition (fig. 1). For each parameter, the critical frequency increases as we move farther into the parameter range where the mutual-invasibility condition is violated. For example, for local patch sizes, k , above the value in equation (2), the critical frequency increases with increasing k (fig. 1E).

Long-Term Behavior

Metacommunities in our model can exhibit five long-term behaviors: extinction of one species, symmetric coexistence at constant frequencies (fig. 2A), asymmetric coexistence at constant frequencies (fig. 2B), symmetric coexistence with fluctuating frequencies (fig. 2C), or asymmetric coexistence with fluctuating frequencies (fig. 2D). As discussed above, for some parameter combinations there is a critical frequency for invasion, and, depending on the initial conditions, the long-term outcome will be either extinction of one species or one of the four stable coexistence outcomes. Also, for each

case of asymmetric coexistence, the initial conditions determine which of the two species will be the regionally common species in the long run.

To systematically explore the role of the model parameters, we summarize the long-term behavior in terms of the minimum and maximum frequencies for each of the four types along the cycle (see horizontal lines in fig. 2). Without fluctuations, minimum and maximum are the same. Figure 3 explores the influence of the five model parameters on the long-term behavior. With changing parameter values, the system typically goes through a series of qualitatively different outcomes. For example, with an increasing damage parameter for resistants (fig. 3B), we observe first symmetric coexistence without fluctuations, then asymmetric coexistence without fluctuations, then asymmetric coexistence with increasingly large fluctuations, then symmetric coexistence with fluctuations, and finally that coexistence is no longer possible.

Overall, the role of the parameters is consistent with the above results on mutual invasibility. Increases in patch size, k , cost of resistance c , or damage to resistant individuals, d_r , destabilize coexistence, whereas an increase in the damage to sensitive individuals, d_s , facilitates coexistence. However, both with decreasing c and with increasing d_s , coexistence becomes more and more asymmetric. Although such coex-

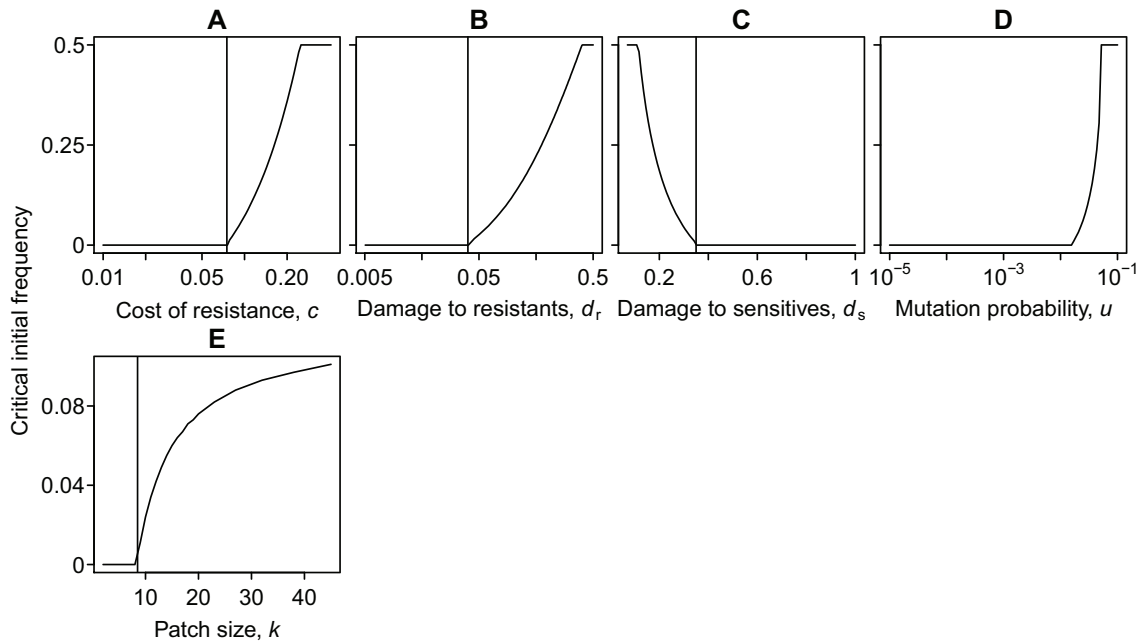


Figure 1: Critical frequency for the resistant type of a rare species to invade a resident population at mutation-selection equilibrium. If the critical frequency is 0, even an extremely rare species can invade, and stable coexistence should be possible. The vertical lines indicate the approximate critical parameter values for the invasion of an extremely rare species (eq. [2]). The underlying analytical argument did not take into account mutation, and therefore the values may differ slightly from the numerically determined ones (see fig. A1 for a comparison). All parameter combinations fulfill the assumption in equation (1). A critical frequency of 0.5 indicates that it was not possible for a rare species to invade. Default parameters: $k = 6$, $c = 0.05$, $d_s = 0.5$, $d_r = 0.01$, and $u = 0.001$.

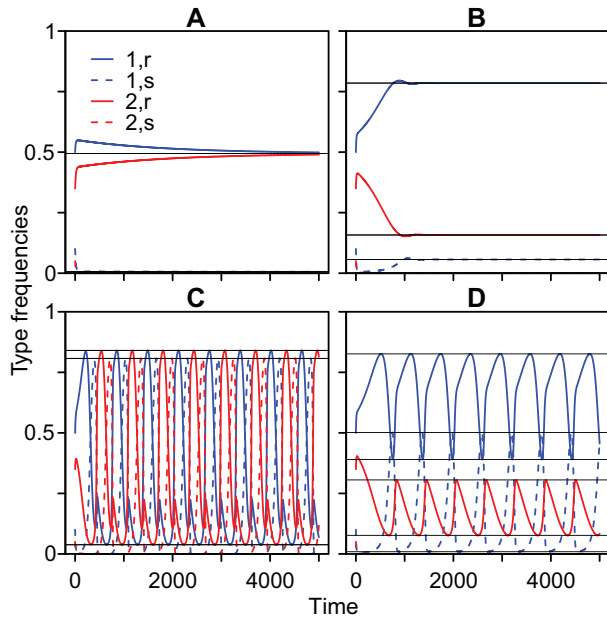


Figure 2: Time series for four parameter combinations illustrating the four types of coexistence outcome. *A*, Symmetric coexistence at constant frequencies ($k = 3$, $d_r = 0.01$). *B*, Asymmetric coexistence at constant frequencies ($k = 6$, $d_r = 0.01$). *C*, Symmetric coexistence with fluctuations ($k = 6$, $d_r = 0.035$). *D*, Asymmetric coexistence with fluctuations ($k = 12$, $d_r = 0.01$). Other parameters: $c = 0.05$, $d_s = 0.5$, and $u = 0.001$. Horizontal lines indicate minima and maxima along the cycle for the four types.

istence may always be stable in the deterministic system, one of the species may become extinct rapidly in metacommunities with relatively few patches where stochasticity at the patch level leads to stochastic fluctuations in regional pool frequencies. In such stochastic metacommunities, intermediate values of c and d_s might be most conducive to long-term coexistence. Also, for the mutation probability, u , intermediate values appear most conducive to coexistence. On the one hand, too much mutational noise prevents species from adapting to the current metacommunity state. With too few mutations, on the other hand, fluctuations in regional frequencies are large, such that the rare species would have a large extinction risk in a metacommunity of finite size. Here we have varied mutation rate over several orders of magnitude. In practice, the mutation rate will depend on the organism but also on the genetic basis of the resistance trait. The causal mutations could be rare point mutations or the acquisition or loss of a gene, for example, via plasmid transfer, which might occur at a much higher rate.

Model with Dispersal Limitation

We now introduce some more-permanent spatial structure. So far, patches were fully erased and recolonized from the

regional pool in each generation. Now such disturbance happens only with probability ε per patch and generation. Otherwise, each member of the local patch in the new generation is either drawn from the regional pool with probability λ , the dispersal probability, or is the offspring of a local individual with probability $1 - \lambda$. All species have the same dispersal ability. The smaller λ and ε are, the more permanent is the spatial structure in the landscape. By setting $\varepsilon = 1$, $\lambda = 1$, or both, we recover the model with global dispersal as a special case.

With dispersal limitation, it is no longer sufficient to trace the regional frequencies of the four types. We need to keep track of the proportion of patches $f_{(i,j,m,n),t}$ in the metacommunity for each of the possible patch configurations (i, j, m, n) , with $i + j + m + n = k$. Over a single

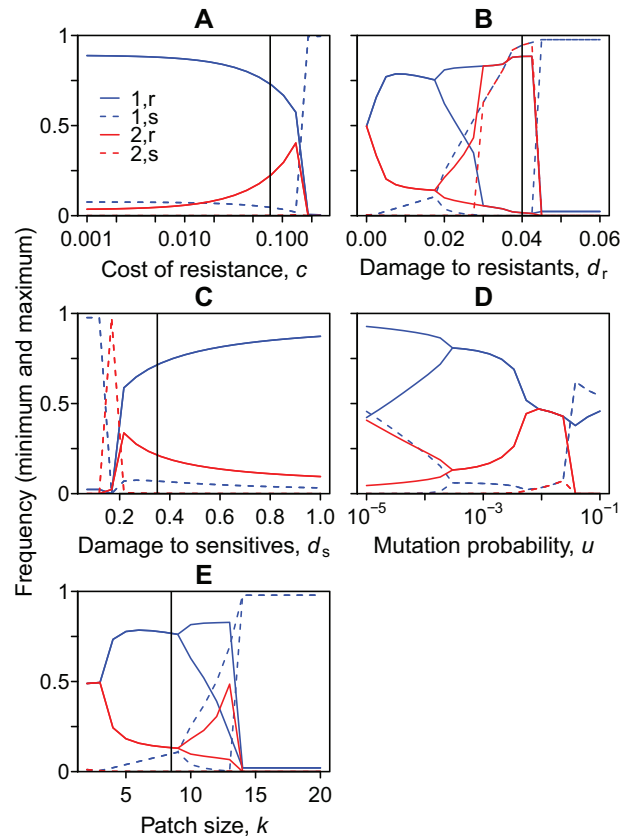


Figure 3: Minimum and maximum type frequencies along the respective attractor as a function of the cost of resistance, c (*A*), the maximum interference damage in partially resistant individuals, d_r (*B*), the maximum interference damage in sensitive individuals, d_s (*C*), the mutation probability, u (*D*), and the local patch size, k (*E*). Note that in symmetric situations the respective red and blue lines are coinciding. In each panel, the respective other four parameters take the following default values: $k = 6$, $c = 0.05$, $d_s = 0.5$, $d_r = 0.01$, and $u = 0.001$. Initial conditions: $p_{1,r,0} = 0.6$, $p_{2,r,0} = 0.4$, and $p_{1,s,0} = p_{2,s,0} = 0$. Vertical lines indicate the critical parameter value for mutual invasibility.

generation without disturbance, a patch with configuration (i', j', m', n') at time t turns into a patch with configuration (i, j, m, n) at time $t + 1$ with probability

$$P_{(i',j',m',n'),(i,j,m,n),t} = \frac{k!}{i!j!m!n!} \cdot [(1 - \lambda) \cdot c_{1,r,i',j',m',n'} + \lambda \cdot p_{1,r,t+1}]^i \cdot [(1 - \lambda) \cdot c_{1,s,i',j',m',n'} + \lambda \cdot p_{1,s,t+1}]^j \cdot [(1 - \lambda) \cdot c_{2,r,i',j',m',n'} + \lambda \cdot p_{2,r,t+1}]^m \cdot [(1 - \lambda) \cdot c_{2,s,i',j',m',n'} + \lambda \cdot p_{2,s,t+1}]^n, \quad (12)$$

which is a multinomial distribution. The frequencies in the regional pool, $p_{1,r,t+1}$, $p_{1,s,t+1}$, $p_{2,r,t+1}$, and $p_{2,s,t+1}$ are given by equation (10) and the analogous equations for the other types. Finally,

$$f_{(i,j,m,n),t+1} = \frac{k!}{i!j!m!n!} \cdot \varepsilon \cdot p_{1,r,t+1}^i p_{1,s,t+1}^j p_{2,r,t+1}^m p_{2,s,t+1}^n + (1 - \varepsilon) \cdot \sum_{i',j',m',n'} f_{(i',j',m',n'),t} P_{(i',j',m',n'),(i,j,m,n),t}. \quad (13)$$

Coexistence with Dispersal Limitation

Numerical iterations indicate that dispersal limitation enhances eco-evolutionary buffering and thus stabilizes coexistence (fig. 4). Compared to the case with global dispersal (see fig. 3), dispersal limitation leads to coexistence, and especially symmetric coexistence, over a wider range of values for the parameters c , d_r , d_s , and u (fig. 4A–4D). We did not attempt to increase the local community size, k , under dispersal limitation because the number of patch types to be traced rapidly increases with k , which makes computations unfeasible. Even for parameter combinations that do not allow for coexistence with global dispersal (dispersal probability $\lambda = 1$ or disturbance probability $\varepsilon = 1$), a decrease in dispersal or disturbance probabilities can make coexistence possible (fig. 4E, 4F). With decreasing dispersal and disturbance probabilities, we first observe fluctuating coexistence and eventually also symmetric coexistence without fluctuations.

Priority Effects

We have shown so far that eco-evolutionary buffering can lead to the regional coexistence of species engaged in local interference competition and that this works even better with dispersal limitation. But the central question for the purpose of this study is whether or not we still observe priority effects in these metacommunities. To address this question, we define priority effects as cases with positive local frequency dependence. That is, we have a priority effect if a locally rare species tends to decrease in local frequency whereas a locally common species tends to increase. The rationale is that positive frequency dependence helps the

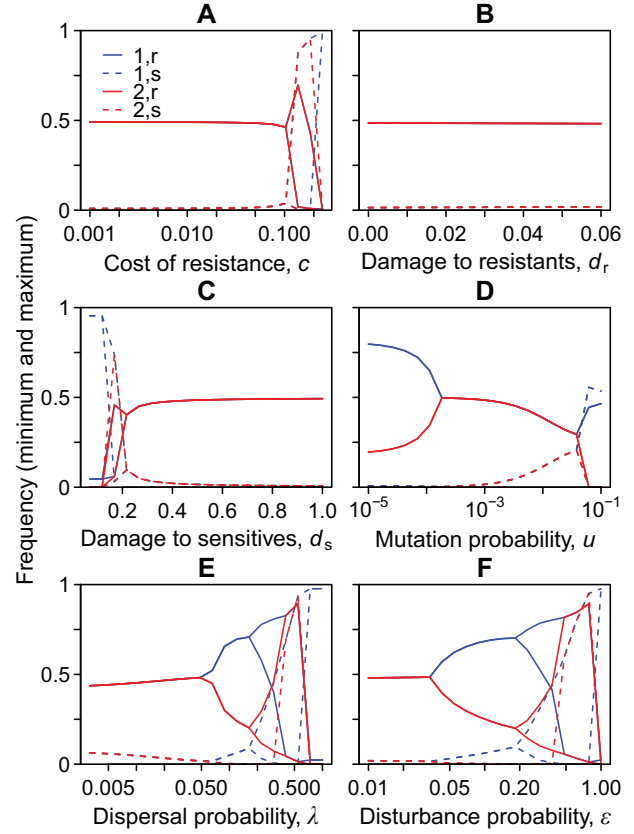


Figure 4: Minimum and maximum type frequencies along the respective attractor with dispersal limitation as a function of the cost of resistance, c (A), the maximum interference damage in partially resistant individuals, d_r (B), the maximum interference damage in sensitive individuals, d_s (C), the mutation probability, u (D), the dispersal probability, λ (E), and the disturbance probability, ε (F). In A–D, $d_r = 0.01$, and in E and F, $d_r = 0.05$, to show a broader range of behaviors. Note that in symmetric situations the respective red and blue lines are coinciding. In each panel the respective other parameters take the following default values: $k = 6$, $c = 0.05$, $d_s = 0.5$, $u = 0.001$, $\lambda = 0.05$, and $\varepsilon = 0.02$. Initial conditions: $p_{1,r,0} = 0.6$, $p_{2,r,0} = 0.4$, and $p_{1,s,0} = p_{2,s,0} = 0$.

more common species among the initial colonizers to defend the patch against later invasions by the respective other species.

To see whether or not there are priority effects at some time point t , we thus need to characterize the local dynamics. For this, we first consider all possible patch configurations (i, j, m, n) and compute the expected population size of species 1 after one generation without disturbance:

$$E[N_1 | (i, j, m, n)] = \sum_{(i',j',m',n')} (i' + j') P_{(i',j',m',n'),(i,j,m,n),t}. \quad (14)$$

Given the current state of the metacommunity as specified by the proportions of patches with the various configurations, $f_{(i,j,m,n),t}$ we then compute $E[\Delta_1]$, the expected change

in the local population size of species 1 in patches with current population size l :

$$E[\Delta_l] = \frac{\sum_{(i,j,m,n):i+j=l} f_{(i,j,m,n),t} E[N_1|(i,j,m,n)]}{\sum_{(i,j,m,n):i+j=l} f_{(i,j,m,n),t}} - l, \quad (15)$$

where the fraction represents a weighted average of the expectations in equation (14) over all patch types that have l individuals of species 1 (taking together the sensitive and the partially resistant type), with the weight proportional to the frequency of the respective patch types.

Under neutrality ($d_s = d_r = c = 0$),

$$E[N_1|(i,j,m,n)] = (1-\lambda)(i+j) + \lambda \cdot k \cdot (p_{1,r,t+1} + p_{1,s,t+1}), \quad (16)$$

and thus

$$E[\Delta_l] = \lambda \cdot [k \cdot (p_{1,r,t+1} + p_{1,s,t+1}) - l]. \quad (17)$$

The expected change is positive whenever the local frequency is below the regional frequency and negative when the local frequency is above the regional frequency. Local communities thus tend to become more similar in composition to the regional pool, because the incoming dispersers reflect the regional frequencies. Without dispersal ($\lambda = 0$), the expected change in local species abundances would be 0 under neutrality ($E[\Delta_l] = 0$ for all l).

We now formalize the notion of positive frequency dependence and say that there is a priority effect if $E[\Delta_l] < 0$ for all $0 < l < k/2$ and $E[\Delta_l] > 0$ for all $k/2 < l < k$. The states 0 and k are not taken into account because an absent species cannot decrease any further. Neither do we take into account the expected change at local population size $k/2$ (which exists only for even patch sizes, k). Note that it is sufficient to check the priority-effect conditions for species 1 because the expected change in the local population size of species 2 is just $-E[\Delta_l]$. Thus, if species 1 is expected to increase when common and decrease when rare, this is necessarily true also for species 2. Note also that this is a rather strict definition of a priority effect. Even if the condition is not fulfilled, there is local interference, and species that are initially common may generally defend patches for longer than under neutrality. Also, local priority effects could be asymmetric. However, to be conservative and highlight the clear-cut cases, we use the stricter definition.

In figure 5, we give examples of the expected local dynamics under different types of coexistence outcome and compare them to the expected local dynamics under neutrality, that is, with $d_s = d_r = c = 0$. The top row shows an example of symmetric coexistence without fluctuations (fig. 5A), whose local dynamics fulfill our priority-effect criterion (fig. 5B). That is, the expected change in the local pop-

ulation size of species 1 is negative (i.e., species 2 is expected to increase) if there are 1 or 2 members of species 1 in a patch of size 6 and positive if there are 4 or 5 members. The condition for priority effects is fulfilled both at equilibrium (purple lines) and at an earlier time point where species 1 is more common in the landscape (green lines). At equilibrium, the situation is entirely symmetric, with an expected change of 0 when both species have local abundance 3. At the earlier time point, the local dynamics are slightly asymmetric, with the regionally common species having a slight local disadvantage. For example, in patches with the same number of individuals of both species, species 1 is expected to slightly decrease in population size. This disadvantage of species 1 is due to a higher frequency of the sensitive type. This example illustrates how stable regional coexistence is possible even with local priority effects. When the system is perturbed and one species becomes more common, it will soon experience an increase in the frequency of sensitive individuals. This will make the local dynamics slightly asymmetric in favor of the regionally rare species, thus allowing it to recover.

The second row in figure 5 has the same parameters as the first, except that the maximum damage to resistants, d_r , is smaller and dispersal probability, λ , is higher. Now local interference between species is too weak to counteract dispersal, and local communities, on average, become more similar in composition to the regional pool. Thus, according to our definition, there are no priority effects. But note that the local frequencies approach the regional frequencies more slowly than under neutrality.

The transition probabilities between patch types (eq. [12]) depend on regional frequencies. Thus, for coexistence outcomes with fluctuating regional frequencies, patches with a given local configuration can have different expected local dynamics, depending on where the metacommunity currently is in its regional frequency cycle. It is thus possible that there are priority effects at some time points but not at others. In the example in figure 5E, 5F, most of the time either species 1 or species 2 is the dominant competitor (e.g., at the purple time point). However, there are also brief time periods (between adjacent vertical lines in fig. 5E) where interference effects are relatively symmetric and the priority-effect condition is fulfilled.

More generally, whether or not there are priority effects in the long run depends on the strength of interference in relation to the dispersal probability, λ (fig. 6). The total interference effects are the sum of interference effects on the sensitive types and interference effects on the partially resistant types. Under constant symmetric coexistence, the sensitive types of both species are rare, but if dispersal probability is small, interference effects on them can be sufficient to cause priority effects even if the other types are completely resistant ($d_r = 0$). For higher dispersal probabilities, prior-

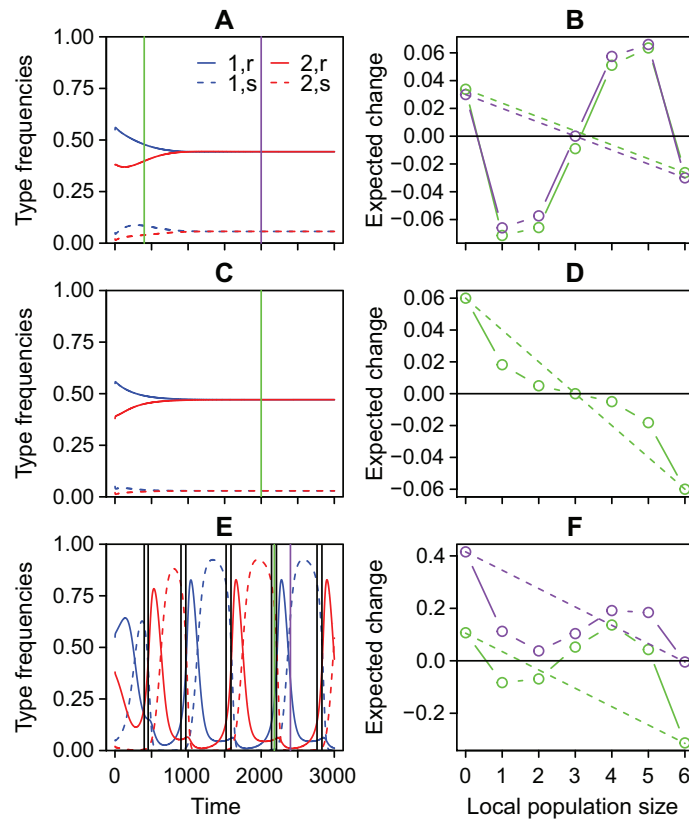


Figure 5: Examples for regional dynamics (*left*) and local feedbacks (*right*) under dispersal limitation. The panels in the right-hand column show the expected change in the local population size of species 1 (symbols and solid lines) and compare it to the expected change under neutrality ($d_s = d_r = c = 0$; dashed lines). The different colors in the right-hand column correspond to different times, indicated by vertical lines in the left-hand column. Parameter values: $d_r = 0.1$ and $\lambda = 0.01$ (A, B); $d_r = 0.01$ and $\lambda = 0.02$ (C, D); $d_r = 0.2$ and $\lambda = 0.07$ (E, F). The black vertical bars in E indicate the start and end points of time periods with priority effects. Other parameters: $k = 6$, $d_s = 0.5$, $c = 0.05$, $u = 0.001$, and $\varepsilon = 0.02$.

ity effects occur only when the partially resistant types are still sufficiently sensitive, that is, if d_r is sufficiently large. In the region of parameter space with symmetric constant coexistence, the local dynamics stay constant over time, and therefore priority effects are either present all the time or absent all the time. There is a small region of parameter space with asymmetric or symmetric fluctuating coexistence, where priority effects are present part of the time. However, by our definition, most parameter combinations with asymmetric coexistence or symmetric fluctuating coexistence do not exhibit priority effects.

Model and Analysis Code

We provide R code (R Core Team 2015) for the model and computations in the supplementary information, available online.¹

1. Code that appears in the *American Naturalist* is provided as a convenience to the readers. It has not necessarily been tested as part of the peer review.

Discussion

Taken together, our results suggest a new “eco-evolutionary buffering” hypothesis for species coexistence in the presence of local priority effects. In this hypothesis, we assume that resistance to heterospecific interference is costly, such that the strength and direction of selection on resistance depend on regional relative frequencies of species. Thus, when one species becomes regionally rare, resistance against this species does not pay off any longer for members of the other species. The resulting loss of resistance can then be exploited by the rare species to recover. Consequently, both regional species diversity and intraspecific genetic variation will be maintained, even though local priority effects may persist. Our focus on priority effects and coexistence at the regional rather than the local scale is the main novelty of our study, compared to previous work on similar coexistence mechanisms (Levin 1971; León 1974; Pease 1984; Lankau 2009; Vasseur et al. 2011). Under eco-evolutionary buffering, the parameter combinations that allow for the most stable re-

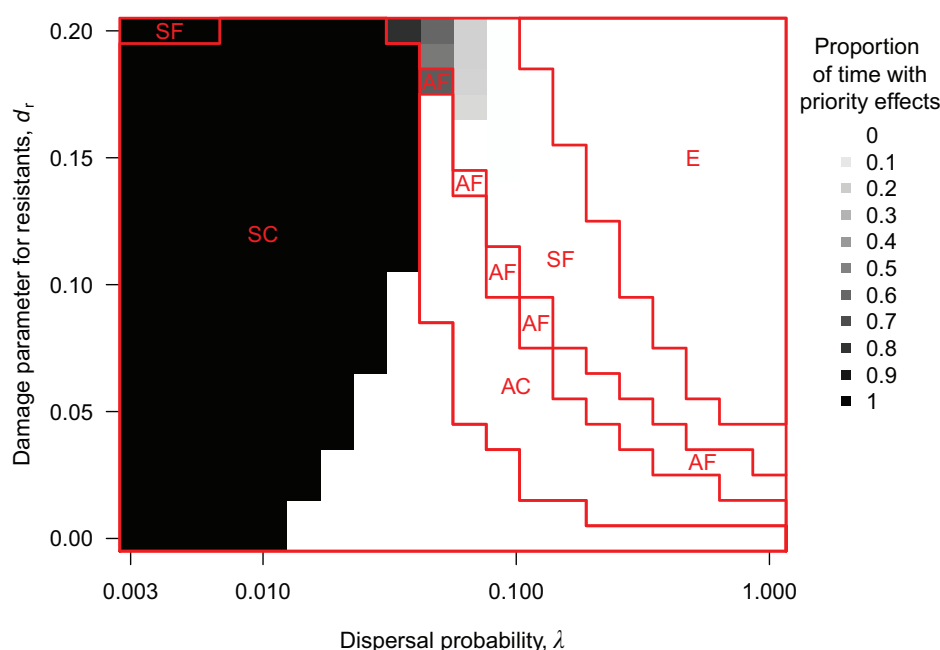


Figure 6: Proportion of times during which there are clear priority effects as a function of the dispersal probability, λ , and the damage parameter of partially resistant individuals, d_r . The red lines and labels indicate regions in parameter space with the various outcome types (SC = symmetric constant coexistence; AC = asymmetric constant coexistence; AF = asymmetric fluctuating coexistence; SF = symmetric fluctuating coexistence; E = extinction of one species). Other parameters: $k = 6$, $d_s = 0.5$, $c = 0.05$, $u = 0.001$, and $\varepsilon = 0.02$. Initial conditions: $p_{1,r,0} = 0.6$, $p_{2,r,0} = 0.4$, and $p_{1,s,0} = p_{2,s,0} = 0$.

gional coexistence (symmetric without fluctuations) are also those most likely to maintain priority effects. In these cases, coexistence requires only that priority effects become slightly asymmetric, with the regionally common species less likely to take over a patch from the regionally rare species than vice versa.

Requirements for Eco-Evolutionary Buffering

In addition to interspecific interference, there are several requirements for eco-evolutionary buffering. One is intraspecific genetic variation in resistance to interference by other species. Without such variation, species do not coexist in our model. We have assumed that variation in resistance is due to two alleles at a single locus. However, similar coexistence mechanisms for single communities can work with quantitative traits (Pease 1984; Vasseur et al. 2011).

A second requirement is a trade-off between resistance to interference and maximum fitness. We have found that eco-evolutionary buffering works particularly well if the resistance mechanism is efficient (small d_r) and not very costly (small c).

A third requirement is stochastic variation in local community composition, for which a small local community size, k , is required. To understand this requirement, it helps to consider a metacommunity with one species that is re-

gionally very rare and the other very common. If local community size is small, most members of the common species will be in patches without a single member of the rare species and are hence selected to lose resistance. Members of the rare species, on the other hand, have a local frequency of at least $1/k$. Since interference damage is proportional to local frequency, the rare species can do more damage with smaller k . In this study, we have assumed that colonizers arriving at a local patch are sampled independently of the regional pool. For some species it is plausible that propagules clump together and that multiple individuals of the same species or genotype tend to arrive together at a local patch. This could lead to higher levels of local stochasticity, with the initial distribution following perhaps an overdispersed multinomial distribution rather than a standard multinomial distribution. We conjecture that such an increase in local stochasticity could strengthen coexistence by eco-evolutionary buffering, even in landscapes with larger patches. Other studies on competitive metacommunities have also found that local community size affects coexistence, but sometimes with opposing results. For example, Orrock and Watling (2010) studied the regional coexistence of two species with a competition-colonization trade-off. They found that large local community size made the local dynamics, and thus patch takeovers by the better competitor, more deterministic and thereby facilitated regional coexistence. Unlike us,

however, they assumed that the initial frequency of a patch invader was independent of local community size.

A fourth requirement is a large number of local patches. There will otherwise be considerable stochasticity in regional abundance, making the extinction of genotypes and species likely, even if there is stable coexistence in the deterministic model. Also, fluctuations in regional frequencies in metacommunities of finite size may cause species to fall below the critical frequency in cases where coexistence is possible but the mutual-invasibility condition is not fulfilled.

A fifth requirement is that not only interference interactions but also other aspects of competition, for example, for resources, are local, such that individuals contribute more to the next generation if the other individuals they share the patch with are less fit. This requirement is automatically fulfilled if there is dispersal limitation. Without dispersal limitation, it is fulfilled as long as all patches contribute equally to the regional pool. In “Modified Model with Hard Selection,” we consider an alternative scenario where individuals contribute in proportion to their fitness, independently of the other patch inhabitants. Under this assumption, mutual invasibility is not possible. The two scenarios are referred to as “soft selection” and “hard selection.” The former is generally more conducive to the maintenance of diversity (Christiansen 1975).

Finally, disturbance events are required for local priority effects to be observed in metacommunities with eco-evolutionary buffering. In our model with global dispersal, such disturbance occurs in every generation, and in the model with dispersal limitation, it occurs at a probability ϵ per generation. Without disturbance or when disturbance occurs at a smaller scale than local positive feedbacks, the landscape may settle into a configuration where each patch is dominated by one species. The regional dynamics then come to a halt, and species can coexist for extended periods of time, as demonstrated by Molofsky et al. (1999, 2001) and Molofsky and Bever (2002) for spatially explicit models. Since there is no disturbance to initiate new rounds of local community assembly, priority effects will no longer be observable.

Although these requirements may seem stringent, they may be fulfilled in many real communities, particularly those of sessile animals in intertidal habitats, herbaceous plants in small patches such as tussock islands, and parasite or parasitoid insects that coinfect hosts (Levine 2000; Mouquet and Loreau 2002; Fukami and Nakajima 2013; Zee and Fukami 2015). For example, in metacommunities of coinfecting parasitic flatworms, local community sizes in a single host individual are often small, for example, on the order of 10 for fish eye flukes (Seppälä et al. 2009). Furthermore, there is evidence for inhibitory local priority effects among parasitic flatworms (Leung and Poulin 2011). The underlying inter-specific interference can be mediated either by the host im-

mune system (Seppälä et al. 2009; Leung and Poulin 2011) or by direct interference, for example, via soldier individuals specialized to kill new individuals attempting to invade the same host individual (Hechinger et al. 2011). Some of these interference effects are strain specific and have been suggested to maintain genetic variation within parasite species (Seppälä et al. 2009). Even in some microorganisms, relevant interaction neighborhoods may consist of few individuals, for example, in highly structured bacterial biofilms (Cordero and Datta 2016). An important form of interference in such biofilms is contact-dependent growth inhibition, where individuals attach to neighboring cells and inject toxins (Ruhe et al. 2013). Many microorganisms have strongly overlapping generations, while in our model we have assumed discrete generations for modeling convenience. However, generation overlap is similar to dispersal limitation, in that it generates some continuity in local patch composition. Therefore, and on the basis of preliminary results from a previous continuous-time version of the model, we conjecture that eco-evolutionary buffering should also operate with overlapping generations.

One main difference between eco-evolutionary buffering and previous models for coexistence in evolving metacommunities concerns environmental heterogeneity. Eco-evolutionary buffering requires that individuals experience different patch community compositions due to intrinsically generated and stochastic variation, but the environmental conditions can be the same in all patches. By contrast, previous models for coexistence in evolving metacommunities required extrinsically generated spatial environmental heterogeneity. Of particular relevance here is the work on evolutionary monopolization (De Meester et al. 2002; Urban 2006; Urban et al. 2008; Urban and De Meester 2009). If evolution is fast enough relative to migration, populations can locally adapt to the various patch environments and prevent later-arriving species from invading. Species can then also coexist in the landscape, but only as long as the patches are not disturbed and recolonized. Another aspect of spatial structure that is not necessary for coexistence via eco-evolutionary buffering is dispersal limitation. However, dispersal limitation facilitates coexistence and is required for local priority effects to be observed. Thus, eco-evolutionary buffering is strengthened by persistent spatial structure, unlike some similar eco-evolutionary coexistence mechanisms that are destabilized by spatial structure (Vellend and Litrico 2008; Lankau 2009).

Future Directions

This study is only a first step toward understanding the role of eco-evolutionary buffering in the maintenance of species diversity. In future research, it would be useful, for example, to consider evolution of toxin production or other forms of

interference in addition to evolution of resistance. Whereas a resistance mutation can directly reduce the death rate of the mutated individual, a toxin-production mutation first reduces the fitness of heterospecific individuals. Indirectly, it may then benefit the mutated individual but also other conspecific individuals that do not pay the fitness cost. Hence, interference can be an altruistic trait, and its evolution can be affected by cheating. It remains unclear how readily eco-evolutionary buffering occurs in these circumstances. Other questions that should be addressed include whether eco-evolutionary buffering works for diploid sexual organisms, with more than two interacting species, or with explicit spatial structure above the patch level; and how eco-evolutionary buffering interacts with spatial and temporal environmental heterogeneity to affect regional coexistence. For some of these more complex scenarios, agent-based models, with either individuals or patches as agents, will be required. The simple models developed in this study will be helpful in guiding these more complex modeling efforts and interpreting their results.

Besides the eco-evolutionary buffering mechanism we have studied here, a number of other mechanisms could potentially buffer regional diversity in the presence of priority effects. These mechanisms warrant further investigation. First, simple patch-occupancy models suggest that, by virtue of spatial structure alone, two identical competitors can coexist in a region even if there is some local inhibition (Slatkin 1974; Hanski 1983). However, this requires doubly occupied patches to send out the same number of colonists of both species (Taneyhill 2000), an assumption that has been criticized as giving an “unfair” advantage to the regionally rare species (Wang et al. 2005). Second, a predator that forages at a regional scale may either exhibit behavioral plasticity or evolve rapidly to preferentially prey on regionally common species (e.g., Hughes and Croy 1993). Third, if patches differ in environmental conditions, regionally rare species may be better at evolutionary monopolization of patches (Urban and De Meester 2009; De Meester et al. 2016), as they suffer less from the inflow of maladapted migrants (Lankau 2011). Fourth, if individuals experiencing strong interference can move to another patch, regional coexistence is possible (Ruokolainen and Hanski 2016), and, in a similar setting, priority effects might also persist. Finally, at a long evolutionary timescale, any factor that accelerates speciation rate would help to maintain a species-rich regional pool. Speciation rate itself may be affected by local priority effects (Fukami et al. 2007). Interactive effects of speciation and priority effects on the generation and maintenance of species pools make a particularly interesting topic for future research.

For empirical tests of eco-evolutionary buffering, one could choose two species engaging in interspecific interference and for each species pick two genotypes such that one of them is more resistant to interspecific interference but the other one

has a higher growth rate in the absence of the other species. As different treatments, one could initialize a patchy landscape either using only one genotype per species or using a mixture of both genotypes for each species. Our theory predicts that long-term coexistence is impossible in the treatment with only one genotype per species but might be possible in the treatment with two genotypes per species. Such an experiment could be performed, for example, in the field with herbaceous plants inhabiting a landscape of tussock microislands (as in Levine 2000) or in the laboratory with parasites coinfecting a host population.

Given a candidate system for eco-evolutionary buffering, one could also start by testing for the various requirements outlined above. The existence of relevant genetic variation and trade-offs could be assessed in the laboratory, whereas field observations could elucidate whether there are a sufficient number of patches and disturbance events. To test whether competitive interactions are sufficiently local (soft selection), one would need to check whether the reproductive output of individuals depends on the composition of local patches. If there is no effect of the local composition, this would rather suggest a hard-selection scenario. Determining whether local patches are small enough to allow for sufficient local stochastic effects is challenging, but if each species is observed to sometimes invade patches even if rare, that would be supporting evidence.

To detect eco-evolutionary buffering, it could also be helpful to measure regional frequencies at different time points and, for each time point, to assess the sensitivity of sampled individuals to heterospecifics. If we observe counterclockwise cycles in plots of sensitivity as a function of regional frequency (so that as a species becomes regionally more common, sensitivity to the other species increases, regional frequency then decreases and consequently also sensitivity, and so on), that would be a sign of eco-evolutionary buffering. In our model, such cycles are observed in coexistence outcomes with fluctuations but should also occur if systems with a constant coexistence outcome are perturbed regularly, for example, because of environmental stochasticity. If measurements are not available for the same region at different times but for different regions, the points should still fall along a cycle. It would also be possible, in principle, to formally fit our model, possibly with some modifications, to such data sets.

Ultimately, we want to know not just that eco-evolutionary buffering occurs in the real world but also how much this mechanism contributes to maintaining diversity in competitive metacommunities, as compared to other mechanisms such as spatiotemporal heterogeneity. Such quantification will certainly be challenging. One direction could be to use Hairston et al.’s (2005) approach and partition changes in metacommunity composition into an ecological component related to species densities and an evolutionary component

related to species traits such as resistance to interspecific interference.

Acknowledgments

For discussion and comments, we thank members of the community ecology group at Stanford, particularly Luke Frishkoff, Po-Ju Ke, Devin Leopold, Erin Mordecai, and Rachel Vannette, as well as Angela Brandt, Joachim Hermisson, Kotaro Kagawa, Mike McLaren, Akira Mori, Pleuni Pennings, and Dmitri Petrov. Chris Klausmeier, Ben Bolker, Brett Melbourne, and anonymous reviewers also provided helpful comments. M.J.W. acknowledges fellowships from the Stanford Center for Computational Evolutionary and Human Genomics (CEHG) and from the Austrian Science Fund (FWF; M 1839-B29). This work was also supported by the National Science Foundation (DEB 1149600, DEB 1555786, DEB 1737758) and Stanford University's Terman Fellowship.

Literature Cited

- Bais, H. P., R. Vepachedu, S. Gilroy, R. M. Callaway, and J. M. Vivanco. 2003. Allelopathy and exotic plant invasion: from molecules and genes to species interactions. *Science* 301:1377–1380.
- Borenstein, D. B., P. Ringel, M. Basler, and N. S. Wingreen. 2015. Established microbial colonies can survive type VI secretion assault. *PLoS Computational Biology* 11:e1004520. doi:10.1371/journal.pcbi.1004520.
- Callaway, R., and W. Ridenour. 2004. Novel weapons: invasive success and the evolution of increased competitive ability. *Frontiers in Ecology and the Environment* 2:436–443.
- Chase, J. M. 2003. Community assembly: when should history matter? *Oecologia* 136:489–498.
- . 2010. Stochastic community assembly causes higher biodiversity in more productive environments. *Science* 328:1388–1391.
- Christiansen, F. B. 1975. Hard and soft selection in a subdivided population. *American Naturalist* 109:11–16.
- Cordero, O. X., and M. S. Datta. 2016. Microbial interactions and community assembly at microscales. *Current Opinion in Microbiology* 31:227–234.
- De Meester, L., A. Gomez, B. Okamura, and K. Schwenk. 2002. The monopolization hypothesis and the dispersal-gene flow paradox in aquatic organisms. *Acta Oecologica* 23:121–135.
- De Meester, L., J. Vanoverbeke, L. J. Kilsdonk, and M. C. Urban. 2016. Evolving perspectives on monopolization and priority effects. *Trends in Ecology and Evolution* 31:136–146.
- Drake, J. A. 1991. Community-assembly mechanics and the structure of an experimental species ensemble. *American Naturalist* 137:1–26.
- Fukami, T. 2005. Integrating internal and external dispersal in meta-community assembly: preliminary theoretical analyses. *Ecological Research* 20:623–631.
- . 2015. Historical contingency in community assembly: integrating niches, species pools, and priority effects. *Annual Review of Ecology Evolution and Systematics* 46:1–23.
- Fukami, T., H. J. E. Beaumont, X.-X. Zhang, and P. B. Rainey. 2007. Immigration history controls diversification in experimental adaptive radiation. *Nature* 446:436–439.
- Fukami, T., and M. Nakajima. 2013. Complex plant-soil interactions enhance plant species diversity by delaying community convergence. *Journal of Ecology* 101:316–324.
- Gagneux, S., C. D. Long, P. M. Small, T. Van, G. K. Schoolnik, and B. J. M. Bohannan. 2006. The competitive cost of antibiotic resistance in *Mycobacterium tuberculosis*. *Science* 312:1944–1946.
- Hairston, N. G., S. P. Ellner, M. A. Geber, T. Yoshida, and J. A. Fox. 2005. Rapid evolution and the convergence of ecological and evolutionary time. *Ecology Letters* 8:1114–1127.
- Hanski, I. 1983. Coexistence of competitors in patchy environment. *Ecology* 64:493–500.
- Hechinger, R. F., A. C. Wood, and A. M. Kuris. 2011. Social organization in a flatworm: trematode parasites form soldier and reproductive castes. *Proceedings of the Royal Society B* 278:656–665.
- Hughes, R., and M. Croy. 1993. An experimental analysis of frequency-dependent predation (switching) in the 15-spined stickleback, *Spinachia spinachia*. *Journal of Animal Ecology* 62:341–352.
- Knope, M. L., S. E. Forde, and T. Fukami. 2012. Evolutionary history, immigration history, and the extent of diversification in community assembly. *Frontiers in Microbiology* 2:273.
- Knowlton, N. 2004. Multiple “stable” states and the conservation of marine ecosystems. *Progress in Oceanography* 60:387–396.
- Lankau, R. A. 2008. A chemical trait creates a genetic trade-off between intra- and interspecific competitive ability. *Ecology* 89:1181–1187.
- . 2009. Genetic variation promotes long-term coexistence of *Brassica nigra* and its competitors. *American Naturalist* 174:E40–E53.
- . 2011. Rapid evolutionary change and the coexistence of species. *Annual Review of Ecology Evolution and Systematics* 42:335–354.
- Lankau, R. A., V. Nuzzo, G. Spyreas, and A. S. Davis. 2009. Evolutionary limits ameliorate the negative impact of an invasive plant. *Proceedings of the National Academy of Sciences of the USA* 106:15362–15367.
- Leibold, M. A., M. Holyoak, N. Mouquet, P. Amarasekare, J. M. Chase, M. F. Hoopes, R. D. Holt, et al. 2004. The metacommunity concept: a framework for multi-scale community ecology. *Ecology Letters* 7:601–613.
- León, J. A. 1974. Selection in contexts of interspecific competition. *American Naturalist* 108:739–757.
- Leung, T. L., and R. Poulin. 2011. Intra-host competition between co-infecting digeneans within a bivalve second intermediate host: dominance by priority-effect or taking advantage of others? *International Journal for Parasitology* 41:449–454.
- Levin, B. R. 1971. Operation of selection in situations of interspecific competition. *Evolution* 25:249–264.
- Levine, J. M. 2000. Species diversity and biological invasions: relating local process to community pattern. *Science* 288:852–854.
- MacArthur, R. H., and E. O. Wilson. 1967. *The theory of island biogeography*. Princeton University Press, Princeton, NJ.
- Martin, L. M., and B. J. Wilsey. 2012. Assembly history alters alpha and beta diversity, exotic-native proportions and functioning of restored prairie plant communities. *Journal of Applied Ecology* 49:1436–1445.
- Mittelbach, G. G., and D. W. Schemske. 2015. Ecological and evolutionary perspectives on community assembly. *Trends in Ecology and Evolution* 30:241–247.
- Molofsky, J., and J. D. Bever. 2002. A novel theory to explain species diversity in landscapes: positive frequency dependence and habitat suitability. *Proceedings of the Royal Society B* 269:2389–2393.

- Molofsky, J., J. D. Bever, and J. Antonovics. 2001. Coexistence under positive frequency dependence. *Proceedings of the Royal Society B* 268:273–277.
- Molofsky, J., R. Durrett, J. Dushoff, D. Griffeth, and S. Levin. 1999. Local frequency dependence and global coexistence. *Theoretical Population Biology* 55:270–282.
- Mouquet, N., and M. Loreau. 2002. Coexistence in metacommunities: the regional similarity hypothesis. *American Naturalist* 159:420–426.
- Odion, D. C., M. A. Moritz, and D. A. DellaSala. 2010. Alternative community states maintained by fire in the Klamath Mountains, USA. *Journal of Ecology* 98:96–105.
- Orrock, J. L., and J. I. Watling. 2010. Local community size mediates ecological drift and competition in metacommunities. *Proceedings of the Royal Society B* 277:2185–2191.
- Pál, C., B. Papp, and V. Lázár. 2015. Collateral sensitivity of antibiotic-resistant microbes. *Trends in Microbiology* 23:401–407.
- Pease, C. M. 1984. On the evolutionary reversal of competitive dominance. *Evolution* 38:1099–1115.
- Peay, K. G., M. Belisle, and T. Fukami. 2012. Phylogenetic relatedness predicts priority effects in nectar yeast communities. *Proceedings of the Royal Society B* 279:749–758.
- Peterson, C. H. 1984. Does a rigorous criterion for environmental identity preclude the existence of multiple stable points? *American Naturalist* 124:127–133.
- Petraitis, P. S., and R. E. Latham. 1999. The importance of scale in testing the origins of alternative community states. *Ecology* 80:429–442.
- R Core Team. 2015. R: a language and environment for statistical computing. R Foundation for Statistical Computing, Vienna.
- Riley, M. A. 1998. Molecular mechanisms of bacteriocin evolution. *Annual Review of Genetics* 32:255–278.
- Ruhe, Z. C., D. A. Low, and C. S. Hayes. 2013. Bacterial contact-dependent growth inhibition. *Trends in Microbiology* 21:230–237.
- Ruokolainen, L., and I. Hanski. 2016. Stable coexistence of ecologically identical species: conspecific aggregation via reproductive interference. *Journal of Animal Ecology* 85:638–647.
- Schoener, T. W. 2011. The newest synthesis: understanding the interplay of evolutionary and ecological dynamics. *Science* 331:426–429.
- Seppälä, O., A. Karvonen, E. T. Valtonen, and J. Jokela. 2009. Interactions among co-infecting parasite species: a mechanism maintaining genetic variation in parasites? *Proceedings of the Royal Society B* 276:691–697.
- Shurin, J., P. Amarasekare, J. Chase, R. Holt, M. Hoopes, and M. Leibold. 2004. Alternative stable states and regional community structure. *Journal of Theoretical Biology* 227:359–368.
- Slatkin, M. 1974. Competition and regional coexistence. *Ecology* 55:128–134.
- Sutherland, J. P. 1974. Multiple stable points in natural communities. *American Naturalist* 108:859–873.
- Taneyhill, D. E. 2000. Metapopulation dynamics of multiple species: the geometry of competition in a fragmented habitat. *Ecological Monographs* 70:495–516.
- Taylor, C. M., and A. Hastings. 2005. Allee effects in biological invasions. *Ecology Letters* 8:895–908.
- Thompson, J. N. 1998. Rapid evolution as an ecological process. *Trends in Ecology and Evolution* 13:329–332.
- Urban, M. C. 2006. Maladaptation and mass effects in a metacommunity: consequences for species coexistence. *American Naturalist* 168:28–40.
- Urban, M. C., and L. De Meester. 2009. Community monopolization: local adaptation enhances priority effects in an evolving metacommunity. *Proceedings of the Royal Society B* 276:4129–4138.
- Urban, M. C., M. A. Leibold, P. Amarasekare, L. De Meester, R. Gomulkiewicz, M. E. Hochberg, C. A. Klausmeier, et al. 2008. The evolutionary ecology of metacommunities. *Trends in Ecology and Evolution* 23:311–317.
- Vannette, R. L., and T. Fukami. 2017. Dispersal enhances beta diversity in nectar microbes. *Ecology Letters* 20:901–910.
- Vannette, R. L., M.-P. L. Gauthier, and T. Fukami. 2013. Nectar bacteria, but not yeast, weaken a plant-pollinator mutualism. *Proceedings of the Royal Society B* 280:20122601. doi:10.1098/rspb.2012.2601.
- Vasseur, D. A., P. Amarasekare, V. H. W. Rudolf, and J. M. Levine. 2011. Eco-evolutionary dynamics enable coexistence via neighborhood-dependent selection. *American Naturalist* 178:E96–E109.
- Vellend, M., and I. Litrico. 2008. Sex and space destabilize intransitive competition within and between species. *Proceedings of the Royal Society B* 275:1857–1864.
- Wang, Z.-L., D.-Y. Zhang, and G. Wang. 2005. Does spatial structure facilitate coexistence of identical competitors? *Ecological Modelling* 181:17–23.
- Zee, P. C., and T. Fukami. 2015. Complex organism-environment feedbacks buffer species diversity against habitat fragmentation. *Ecography* 38:370–379.

Associate Editor: Benjamin M. Bolker
 Editor: Judith L. Bronstein